

State General Obligation Bond Measures for the School Facility Program

2025 Report to the Legislature and Department of Finance

State of California
Governor Gavin Newsom

Government Operations Agency
Secretary Amy Tong

Department of General Services
Director Ana Lasso

Office of Public School Construction/State Allocation Board
Executive Officer Rebecca Kirk



Prepared by the

Office of Public School Construction
707 3rd Street
West Sacramento, CA 95605
(916) 376-1771 Tel
(916) 375-6721 Fax
www.dgs.ca.gov/opsc

January 24, 2025

Ms. Erika Contreras
Secretary of the Senate
State Capitol, Room 307
Sacramento, CA 95814
senate.agencyreports@sen.ca.gov

Dear Ms. Contreras:

Pursuant to the requirements of Government Code Section 16724.4, the Department of General Services is providing the attached instructions for obtaining bond expenditure information in lieu of a published *State General Obligation Bond Measures for the School Facility Program* report.

The following are descriptions of the publicly available data sources for viewing bond expenditure information and instructions for viewing and/or downloading the data. All three sources display the current net bond authority committed to a project from all School Facility Program fund sources: Proposition 1A (1998); Proposition 47 (2002); Proposition 55 (2004); Proposition 1D (2006); Proposition 51 (2016); and fiscal year 2021-22, 2022-23 and 2023-24 General Fund.

- Attachment A – [Department of General Services, Office of Public School Construction's Data Dashboard](#)
A series of graphs displaying the allocation of funding by the proposition, fiscal year, program, California legislative district, county, school district, and/or school site.
- Attachment B – [California Open Data Portal](#)
A data table of all projects funded by the School Facility Program that currently have any bond authority committed to the project.

If you have questions regarding these instructions, please contact Deputy Executive Officer Michael Watanabe, Office of Public School Construction, Department of General Services, at (279) 946-8463.

Sincerely,

Ana M. Lasso
Director

cc: See attached distribution list
Michael Watanabe, Deputy Executive Officer, Office of Public School Construction,
Department of General Services

ATTACHMENT A

Data Dashboard

Department of General Services - Office of Public School Construction

Background:

The Department of General Services' (DGS') Office of Public School Construction (OPSC) publishes live data in the form of charts and graphs that contain information on all projects funded under the School Facility Program (SFP). OPSC, under the authority of DGS and as staff to the State Allocation Board (SAB), implements and administers the \$46 billion school facilities construction program, known as the SFP. California voters approved Proposition 2, which authorizes an additional \$8.5 billion for SFP projects, in November 2024. The SAB will begin awarding Proposition 2 funds in 2025; therefore, funding data from Proposition 2 is not yet available.

About the Data:

The data provided is derived from OPSC's online application management system, OPSC Online. The Data Dashboard is the best source for high-level program funding data for the net funding retained by a school district. The data includes projects that the SAB has approved for an Unfunded Approval that are still waiting for a cash Apportionment from the sale of statewide General Obligation Bonds and projects that received an Apportionment but are still waiting for a fund release.

Data in this dataset includes, but is not limited to:

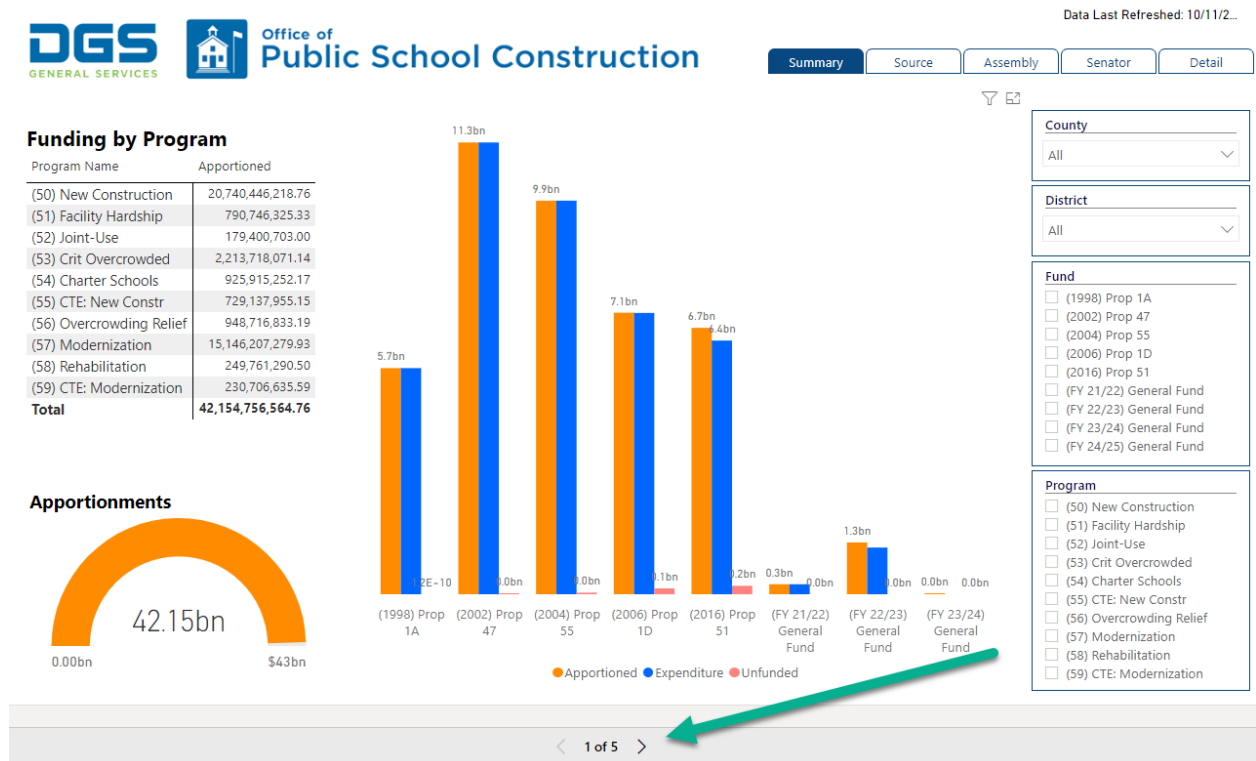
- County
- School District
- School Name
- Program
- Application Number
- State Apportionment Amount
- State Unfunded Approval Amount
- Release Amounts
- Legislative District

To access and navigate OPSC's Data Dashboard, proceed to the next page.

1. OPSC's Data Dashboard can be found on OPSC's website here:

<http://www.dgsapps.dgs.ca.gov/OPSC/Dashboard/>

2. Currently, OPSC's Data Dashboard has five dashboards that provide alternate ways of viewing the data. The dashboards can be navigated using the left and right arrows at the bottom-center of the screen.



3. A summary of the information that can be found on each of the five dashboards is provided on the following pages.

Dashboard 1 – Apportionment, Expenditure, and Unfunded information by Program Type and then Proposition. Using the filters on the right-hand navigation pane, the data can be customized.



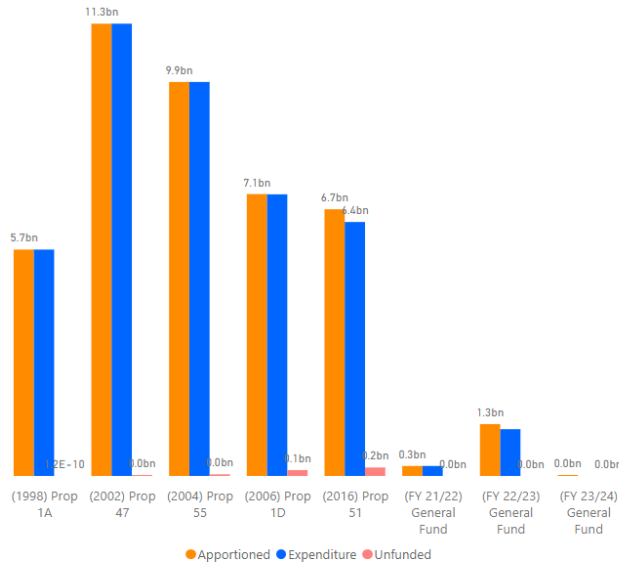
Office of Public School Construction

Data Last Refreshed: 10/11/2023

- Summary
- Source
- Assembly
- Senator
- Detail

Funding by Program

Program Name	Apportioned
(50) New Construction	20,740,446,218.76
(51) Facility Hardship	790,746,325.33
(52) Joint-Use	179,400,703.00
(53) Crit Overcrowded	2,213,718,071.14
(54) Charter Schools	925,915,252.17
(55) CTE: New Constr	729,137,955.15
(56) Overcrowding Relief	948,716,833.19
(57) Modernization	15,146,207,279.93
(58) Rehabilitation	249,761,290.50
(59) CTE: Modernization	230,706,635.59
Total	42,154,756,564.76



County
All

District
All

Fund

- (1998) Prop 1A
- (2002) Prop 47
- (2004) Prop 55
- (2006) Prop 1D
- (2016) Prop 51
- (FY 21/22) General Fund
- (FY 22/23) General Fund
- (FY 23/24) General Fund
- (FY 24/25) General Fund

Program

- (50) New Construction
- (51) Facility Hardship
- (52) Joint-Use
- (53) Crit Overcrowded
- (54) Charter Schools
- (55) CTE: New Constr
- (56) Overcrowding Relief
- (57) Modernization
- (58) Rehabilitation
- (59) CTE: Modernization

Apportionments



Dashboard 2 – Apportionment, Expenditure, and Unfunded information by Funding Source. Using the filters on the right-hand navigation pane, the data can be customized.



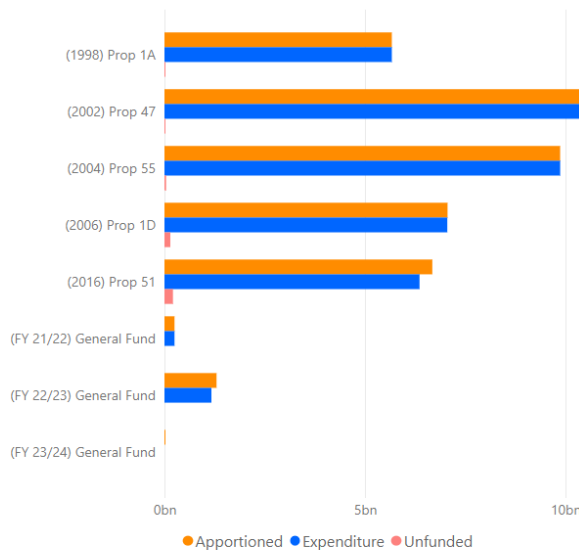
Office of Public School Construction

Data Last Refreshed: 10/11/2023

- Summary
- Source
- Assembly
- Senator
- Detail

Funding by Source

Fund Source	Apportioned
(1998) Prop 1A	5,669,259,367.14
(2002) Prop 47	11,326,140,140.61
(2004) Prop 55	9,866,694,939.11
(2006) Prop 1D	7,058,764,756.37
(2016) Prop 51	6,679,123,502.20
(FY 21/22) General Fund	250,000,000.00
(FY 22/23) General Fund	1,298,446,094.41
(FY 23/24) General Fund	6,327,764.92
Total	42,154,756,564.76



County
All

District
All

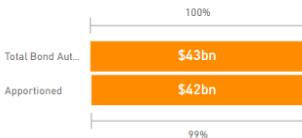
Fund

- (1998) Prop 1A
- (2002) Prop 47
- (2004) Prop 55
- (2006) Prop 1D
- (2016) Prop 51
- (FY 21/22) General Fund
- (FY 22/23) General Fund
- (FY 23/24) General Fund
- (FY 24/25) General Fund

Program

- (50) New Construction
- (51) Facility Hardship
- (52) Joint-Use
- (53) Crit Overcrowded
- (54) Charter Schools
- (55) CTE: New Constr
- (56) Overcrowding Relief
- (57) Modernization
- (58) Rehabilitation
- (59) CTE: Modernization

Apportionments



Dashboard 3 – Apportionment and Released Fund information by California Assembly District. Note: Some school districts cover multiple Assembly districts. All funding to the school district is reported in total under each of the respective members.

Data Last Refreshed: 10/11/2023

DGS GENERAL SERVICES **Office of Public School Construction**

Summary Source **Assembly** Senator Detail

Addis (D-30)
Berman (D-23)
Chen (R-59)
Fong (R-32)
Hart (D-37)
Lee (D-24)
Nguyen (D-10)
Quirk-Silva (D-67)
Sanchez (R-71)
Waldron (R-75)
Aguiar-Curry (D-4)
Boerner Horvath ...
Connolly (D-12)
Friedman (D-44)
Holden (D-41)
Low (D-26)
Ortega (D-20)
Ramos (D-45)
Santiago (D-54)
Wallis (R-47)
Alanis (R-22)
Bonta (D-18)
Dahle (R-1)
Gabriel (D-46)
Hoover (R-7)
Lowenthal (D-69)
Pacheco (D-64)
Rendon (D-62)
Schiavo (D-40)
Ward (D-78)
Alvarez (D-80)
Bryan (D-55)
Davies (R-74)
Gallagher (R-3)
Irwin (D-42)
Maienschein (D-...)
Papan (D-21)
Reyes (D-50)
Soria (D-27)
Weber M.D (D-79)
Arambula (D-31)
Calderon (D-56)
Dixon (R-72)
Garcia (D-36)
Jackson (D-60)
Mathis (R-33)
Patterson (R-5)
Rivas (D-29)
Ta (R-70)
Wicks (D-14)
Bains (D-35)
Carrillo (D-39)
Essayli (R-63)
Gipson (D-65)
Jones-Sawyer Str...
McCarty (D-6)
Patterson (R-8)
Rivas (D-43)
Ting (D-19)
Wilson (D-11)
Bauer-Kahan (D-...)
Carrillo (D-52)
Flora (R-9)
Grayson (D-15)
Kaira (D-25)
McKinnor (D-61)
Pellerin (D-28)
Rodriguez (D-53)
Valencia (D-68)
Wood (D-2)
Bennett (D-38)
Cervantes (D-58)
Fong (D-49)
Haney (D-17)
Lackey (R-34)
Muratsuchi (D-66)
Petrie-Norris (D-...)
Rubio (D-48)
Villapudua (D-13)
Zbur (D-51)

Apportionment by Assembly

Fund Selection

All

Addis (D-30)

District	Apportioned	Expenditure
Atascadero Unified	33,092,007.00	33,092,007.00
Big Sur Unified	696,834.00	696,834.00
Calistoga Joint Unified	1,575,781.00	1,575,781.00
Carmel Unified	9,301,203.00	9,301,203.00
Cayucos Elementary	4,364,549.00	4,364,549.00
Coast Unified	14,854,429.00	14,854,429.00
Cuyama Joint Unified	1,272,949.00	1,272,949.00
Gonzales Unified	1,500,000.00	1,500,000.00
King City Union	22,456,751.36	22,456,751.36
Lagunita Elementary	829,874.11	829,874.11
Total	594,502,339.45	589,690,195.45

< 3 of 5 >

Dashboard 4 – Apportionment and Released Fund information by California Senate District. Note: Some school districts cover multiple Senate districts. All funding to the school district is reported in total under each of the respective members.

Data Last Refreshed: 10/11/2023

DGS GENERAL SERVICES **Office of Public School Construction**

Summary Source Assembly **Senator** Detail

Allen (D-24)
Atkins (D-39)
Caballero (D-14)
Durazo (D-26)
Hurtado (D-16)
McGuire (D-2)
Nguyen (R-36)
Portantino (D-25)
Skinner (D-9)
Umberg (D-34)
Alvarado-Gil (D-4)
Becker (D-13)
Cortese (D-15)
Glazer (D-7)
Jones (R-40)
Menjivar (D-20)
Niello (R-6)
Roth (D-31)
Smallwood-Cu...
Wahab (D-10)
Archuleta (D-30)
Blakespear (D-...)
Dahle (R-1)
Gonzalez (D-33)
Laird (D-17)
Min (D-37)
Ochoa Bogh (R...
Rubio (D-22)
Stern (D-27)
Wiener (D-11)
Ashby (D-8)
Bradford (D-35)
Dodd (D-3)
Grove (R-12)
Limon (D-19)
Newman (D-29)
Padilla (D-18)
Seyarto (R-32)
Talamantes Eg...
Wilf (R-21)

Apportionment by Senator

Fund Selection

All

Allen (D-24)

District	Apportioned	Expenditure
Alum Rock Union Elementary	28,413,241.10	28,413,241.10
Berryessa Union Elementary	22,372,834.00	22,372,834.00
Cal. School for the Blind	1,637,292.00	1,637,292.00
Cal. School for the Deaf - Fremont	7,499,252.08	7,499,252.08
East Side Union High	128,497,923.61	128,497,923.61
Fremont Unified	166,552,239.75	159,211,852.75
Milpitas Unified	40,553,666.00	40,553,666.00
Newark Unified	23,442,160.00	23,442,160.00
Pleasanton Unified	56,754,002.77	56,754,002.77
San Jose Unified	125,822,015.00	125,822,015.00
Santa Clara County Office of Education	31,237,354.42	31,237,354.42
Santa Clara Unified	46,456,293.00	46,456,293.00
Sinclair Unified	148,058.00	148,058.00
Total	679,386,331.73	672,045,944.73

< 4 of 5 >

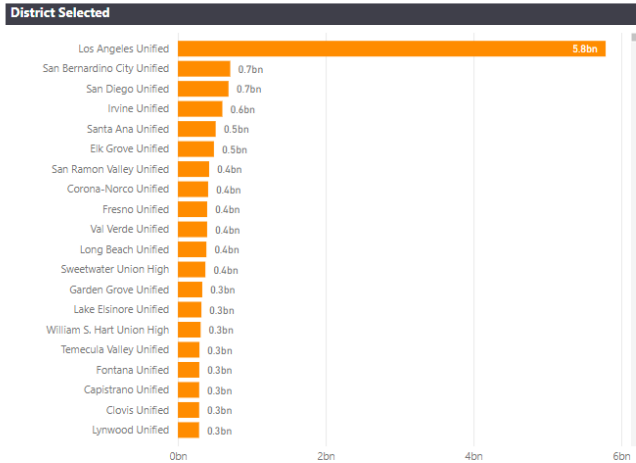
Dashboard 5 – Apportionment information by School District. Using the filters on the right-hand navigation pane, the data can be customized.

Data Last Refreshed: 10/11/2023



Summary Source Assembly Senator **Detail**

County: All | District: All | Fiscal Year: All



School Site	Apportioned
Peggy Heiler Elementary-65631	792,122.00
*Martin Luther King, Jr Element--10165	297,156.66
116th St El--64733	1,292,236.00
135th Street Elementary-64733	5,736,527.00
15th (charter) Elementary-61648	4,078,360.00
3rd Elementary-68593	6,421,485.72
4th And Pine (oma Vista) Community-10405	5,678,052.87
5th Avenue Alternative-69062	8,864,027.00
-61259	661,821.40
-61309	0.00
-61424	1,724,327.60
-62166	0.00
-64352	0.00
-64501	0.00
-64634	0.00
Total	42,154,756,564.76

School Site	AppNumber	Apportioned	Fund#
Peggy Heiler Elementary-65631	50/65631-00-005	792,122.00	051-5
*Martin Luther King, Jr Element--10165	50/10165-00-010	121,137.00	119-5
*Martin Luther King, Jr Element--10165	50/10165-00-010	17,257.00	119-6
*Martin Luther King, Jr Element--10165	50/10165-00-010	158,762.66	119-6
Total		42,154,756,564.76	

ATTACHMENT B

California Open Data Portal Department of General Services - Office of Public School Construction

Background:

The California Open Data Portal, sponsored by the Government Operations Agency, aims to improve collaboration, expand transparency, lead innovation, and increase effectiveness. The agency's open data efforts, which support data analysis and using existing data to improve state operations, align with the Eureka Institute's Lean Process Improvement Program and its pilot work in data-driven performance improvement.

Open Data is public data collected by the state through its routine business activities and published in a format that is easy to search, easy to download, and easy to combine with other data sets from other sources; it does not include private or confidential data about individuals.

The Department of General Services' (DGS') Office of Public School Construction (OPSC) publishes a dataset that contains information on all projects funded under the School Facility Program (SFP). OPSC, under the authority of DGS and as staff to the State Allocation Board (SAB), implements and administers the \$46 billion school facilities construction program, known as the SFP. California voters approved Proposition 2, which authorizes an additional \$8.5 billion for SFP projects, in November 2024. The SAB will begin awarding Proposition 2 funds in 2025; therefore, funding data from Proposition 2 is not yet available.

About the Data:

The data provided is derived from OPSC's online application management system, OPSC Online. The California Open Data Portal is the best source for project-level funding data for the net funding retained by a school district. The data does not contain projects that the SAB has approved for an Unfunded Approval that are still waiting for a cash Apportionment from the sale of statewide General Obligation Bonds.

Data in this dataset includes, but is not limited to:

- County
- School District
- School Name
- Program
- Application Number
- State Funding Received
- Pupil Grants Used
- Last SAB Approval Date
- Status of the Project

A downloadable Data Dictionary is available on the website and provides a detailed description of each data field available. It can also be found here:

<https://data.ca.gov/dataset/dd1eabf1-0b66-49d6-857d-8cef6ed93d45/resource/0030982b-c272-4347-b519-79a0cf6a1ed4/download/data-dictionary-template-2017-03-16-opsc-11-25-2019-v2.docx>

To access and navigate the California Open Data Portal, proceed to the next page.

1. OPSC's dataset can be found on the California Open Data Portal here:

<https://data.ca.gov/dataset/opsc-open-data>

2. The main page provides information on the source of the report information, last update date, and contact information for the data owners.

Office of Public School Construction (OPSC) Open Data Portal

Followers: 5

Organization

DGS
GENERAL SERVICES
California Department of General Services
Website: <https://www.dgs.ca.gov/> The Department of General Services (DGS) serves as business manager for the state of California. General Services helps to better serve the...

read more

Social

Twitter

Facebook

Dataset Topics Showcases Activity Stream

Office of Public School Construction (OPSC) Open Data Portal

This dataset contains information on all projects funded under the School Facility Program. The data is provided by the Office of Public School Construction under the authority of the Department of General Services. As staff to the State Allocation Board (SAB), the Office of Public School Construction (OPSC) implements and administers the \$42 billion voter-approved school facilities construction program, known as the School Facility Program.

Data and Resources

- [School Facility Program Funding](#) School Facility Program Funding [Explore](#)
- [OPSC Data Dictionary](#) [Explore](#)

Bond Construction Funding OPSC SAB SFP School School Facility Pro... State Allocation Board

Additional Info [Download](#)

Field	Value
Public Access Level	Public
Rights	No restrictions on public use
Program Contact Name	Office of Public School Construction
Program Contact Email	OPSCcommunications@dgs.ca.gov
Author	Office of Public School Construction
Homepage URL	https://www.dgs.ca.gov/opsc

3. To explore and/or download the data, click on the “Explore” button on the right-hand side. Then click “Preview.”

Office of Public School Construction (OPSC) Open Data Portal

Followers: 5

Organization

DGS
GENERAL SERVICES
California Department of General Services
Website: <https://www.dgs.ca.gov/> The Department of General Services (DGS) serves as business manager for the state of California. General Services helps to better serve the...

read more

Social

Twitter

Facebook

Dataset Topics Showcases Activity Stream

Office of Public School Construction (OPSC) Open Data Portal

This dataset contains information on all projects funded under the School Facility Program. The data is provided by the Office of Public School Construction under the authority of the Department of General Services. As staff to the State Allocation Board (SAB), the Office of Public School Construction (OPSC) implements and administers the \$42 billion voter-approved school facilities construction program, known as the School Facility Program.

Data and Resources

- [School Facility Program Funding](#) School Facility Program Funding [Explore](#)
- [OPSC Data Dictionary](#) [Explore](#)

Bond Construction Funding OPSC SAB SFP School School Facility Pro... State Allocation Board

Additional Info [Download](#)

Field	Value
Public Access Level	Public
Rights	No restrictions on public use
Program Contact Name	Office of Public School Construction
Program Contact Email	OPSCcommunications@dgs.ca.gov
Author	Office of Public School Construction
Homepage URL	https://www.dgs.ca.gov/opsc

4. The following page opens with an embedded table of all projects funded.
 - a. You may scroll up and down and left to right.
 - b. All data can be sorted in ascending/descending order by clicking on the column headers.
 - c. To search for specific information, use the “Search:” box; type in the box and press “Enter.”
 - d. To export the data, click “Download.” The data can be exported as .csv, .tsv, .json and .xml file formats. Select the desired format from the pop-up menu to begin the download.
 - e. The bottom of the page contains the “Data Dictionary.” The dictionary provides important information about the contents of the data and provides details about any limitations on the data.

CA .GOV CALIFORNIA OPEN DATA PORTAL

DATASETS ORGANIZATIONS TOPICS STATE PORTALS DOCUMENTATION CALDATA CA STATE GEOPORTAL ABOUT

Organizations / California Department of ... / Office of Public School Construction (OPSC) Open Data Portal / School Facility Program ...

School Facility Program Funding

Download Data API

URL: <https://data.ca.gov/dataset/dd1eabf1-0b66-49d6-857d-8cef6ed93d45/resource/8080bb19-a63b-47e3-82d3-7451d119e27f/download/school-facility-program-funding.csv>

School Facility Program Funding

Data Table

Embed

Add Filter

Show 10 entries

Showing 1 to 10 of 12,519 entries

Id	County	District	School Name	Program	Application Number	Applicant	Preliminary Grant Application	Full Grant Application	Site and Design Application	Site Only Application
1	AMADOR	AMADOR COUNTY OFFICE OF EDUCATION	AMADOR COUNTY COMMUNITY	New Construction	5010033-00-001			1885002.0	None	None
2	AMADOR	AMADOR COUNTY OFFICE OF EDUCATION	JACKSON JUNIOR HIGH	New Construction	5010033-00-002			3628527.0	None	None
3	AMADOR	AMADOR COUNTY OFFICE OF EDUCATION	ARGONAUT HIGH	New Construction	5010033-00-003			2263714.0	None	None
4	AMADOR	AMADOR	PLYMOUTH ELEMENTARY	New	5010033-00-004			1179788.0	None	None