

DEPARTMENT OF GENERAL SERVICES – FACILITIES MANAGEMENT DIVISION

OFFICE BUILDING 8 & 9 (039 & 045) – FIRE LIFE SAFETY UPGRADE


744 P STREET,
SACRAMENTO, CA95814



SFM PERMIT NUMBER: 23-N-6535-FA-ER (BUILDING 8)
24-N-1375-FA-DR (BUILDING 9)

CONSTRUCTION DOCUMENTS

Issue Date

AGENCY APPROVAL



OSFM DEFERRED SUBMITTALS	VICINITY MAP		LOCATION MAP															
<table border="1"> <tr> <td>FIRE ALARM</td> <td></td> <td></td> <td></td> <td></td> </tr> <tr> <td></td> <td></td> <td></td> <td></td> <td></td> </tr> <tr> <td></td> <td></td> <td></td> <td></td> <td></td> </tr> </table>	FIRE ALARM																	
FIRE ALARM																		
<p><i>Deferred submittal items will be supplied to the registered design professional in responsible charge for review prior to submitting the items to the Office of the State Fire Marshal (OSFM). The registered design professional in responsible charge will provide notation indicating that the deferred submittal documents have been reviewed and found to be in general conformance to the design of the building. The deferred submittal items shall not be installed until the deferred submittal documents have been approved by OSFM.</i></p>	ARCHITECTURAL & INTERIOR DESIGN	MECHANICAL, PLUMBING & FIRE PROTECTION																
PROJECT ADDRESS	DEWBERRY ARCHITECTS INC. 301 N Lake Ave, Suite 320 Pasadena, CA 91101-5112 916.239.7244	CAPITAL ENGINEERING 11020 Sun Center Dr., Ste 100, Rancho Cordova, CA 95670-6114 916.851.3500																
PROJECT DESCRIPTION	ELECTRICAL ENGINEERING: POWER, LIGHTING & FIRE ALARM	COST ESTIMATING																
<p>THE PROJECT INCLUDES THE FIRE LIFE SAFETY UPGRADE FOR THE DGS OFFICE BUILDINGS 8 & 9 WHICH ARE MADE UP OF TWO 19-STORY BUILDINGS INTERCONENCTED WITH A SHARED LOBBY.</p> <p>FIRE ALARM SYSTEM AND ASSOCIATED FIRE DAMPERS TO BE REPLACED AND INTERFACE WITH EXISTING SMOKE CONTROL SYSTEM AND FIRE SPRINKLERS.</p>	ECOM ENGINEERING 1455 Response Road, Suite 140. Sacramento, CA 95815. 916.641.5600	SIERRA WEST CONSULTIING GROUP INC. 9700 Business Park Drive Suite 102 Sacramento, CA 95827 916.925.4000																



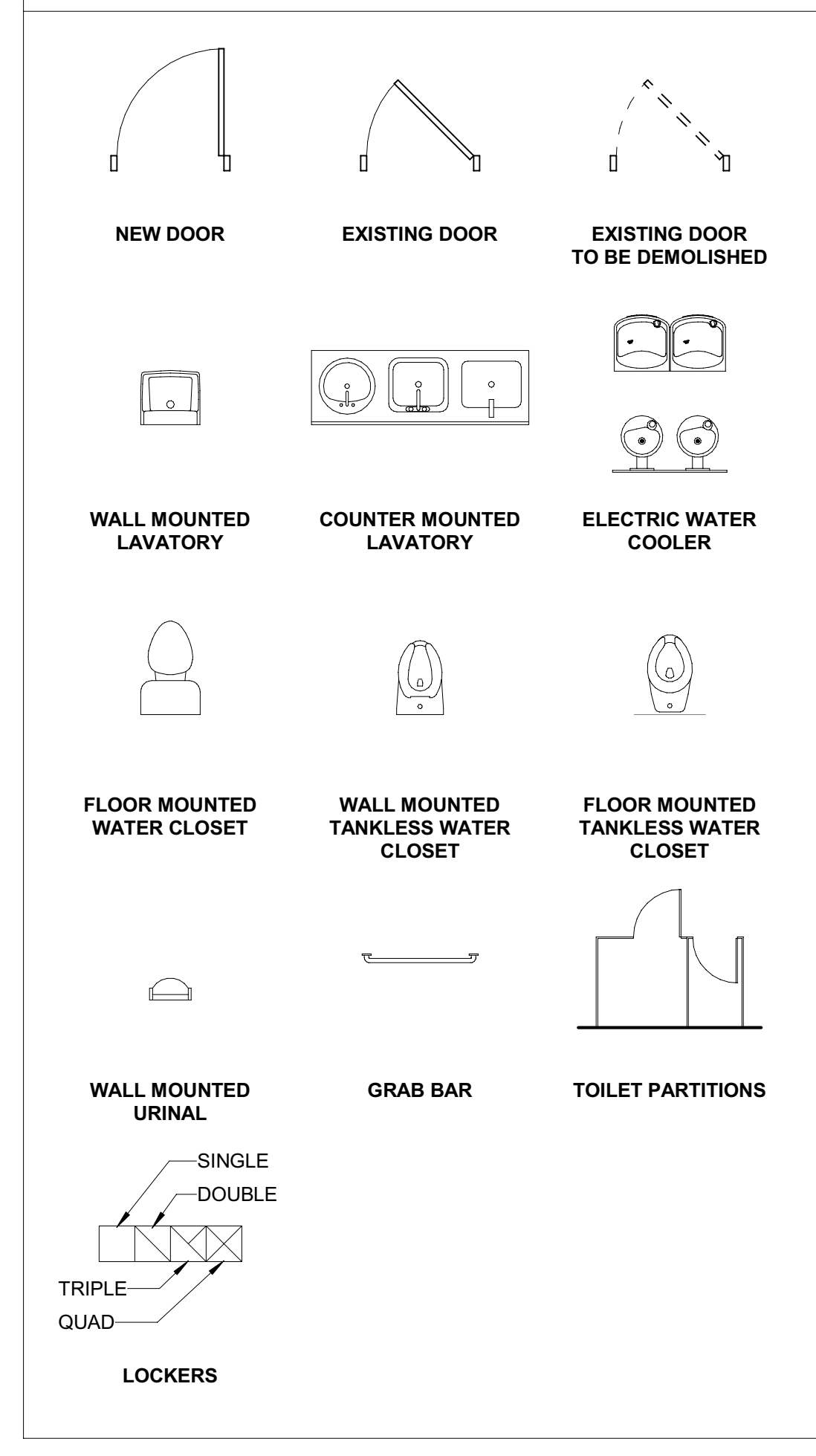
DATE SIGNED: 6/30/24



STANDARD ABBREVIATIONS

ABST	ANCHOR BOLT (ACROSTICAL)	FLR	FLOOR	PTR	PAPER TOWEL RECEPTACLE
ACST	ACROSTICAL	FRP	FIBER REINFORCED PLASTIC	PVC	POLYVINYL CHLORIDE
ADDL	ADDITIONAL	FTG	FLOOR FINISH	PVG	PAVING
ADDN	ADDITION	FURGC	FURRING CHANNEL	R	RISER, RADIUS, THERMAL RESISTANCE (R-VALUE)
ADH	ADHESIVE	FURN	FURNACE	RB	RESILIENT BASE
ADJ	ADJACENT, ADJOINING, ADJUSTABLE	FWC	FABRIC WALLCOVERING	RCP	REFLECTED CEILING PLAN
AED	AUTOMATED EXTERNAL DEFIBRILLATOR	GA	GAGE, GAUGE	RD	ROOF DRAIN, ROAD
AFF	ABOVE FINISH FLOOR	GALV	GALVANIZED	REF	REFERENCE, REFRIGERATOR
ALT	ALTERNATE	GB	GRAB BAR	REFIN	REINFORCE
ALUM	ALUMINUM	GFRCC	GLASS-FIBER REINFORCED CONCRETE	REQD	REQUIRED
ANCH	ANCHOR	GL	GLASS	RF	RESILIENT FLOORING
ANOD	ANODIZED(D)	GL BLK	GLASS BLOCK	RFG	ROOFING
APC	ACCESS PANEL	GLZ CMU	GLAZED CONCRETE MASONRY UNIT	RFM	REMOVABLE FLOOR MAT
APC	ACOUSTICAL PANEL CEILING	GRFG	GLASS-FIBER REINFORCED GYPSUM	RH	RIGHT HAND
APPROX	APPROXIMATE	GT	GROUT	RO	ROUGH OPENING
ASPH	ASPHALT	GW	GAS FIRED WATER HEATER	RSF	RESINIOUS FLOORING
AUTO	AUTOMATIC	GWH	GYPSUM WALL BOARD	RST	REINFORCING STEEL
AVE	AVERAGE	GYB PD	GYPSUM WALL BOARD	RTF	RESILIENT TILE FLOORING
AWT	ACOUSTICAL WALL TREATMENT	H	HIGH HATCH (ROOF)	RV	ROOF VENTILATOR
BAL SHT	BALANCE SHEET	HB	HOSE BIB	SC	SEALED CONCRETE
BC	BRICK COLOR	HDNR	HARDENER	SCHED	SCHEDULE
BCS	BRICK CHANGING STATION	HDWD	HARDWOOD	SCR	SHOWER CURTAIN ROD
BD	BOARD	HM	HOLLOW METAL	SCWD	SOLID CORE WOOD DOOR
BTUM	BUTENUM GUARD	HORIZ	HORIZONTAL	SD	SOAD DISPENSER
BLDG	BUILDING	HANDRL	HANDRAIL	SECT	SECTION
BLKG	BLOCKING (WOOD)	HT	HEIGHT	SF	STOREFRONT
BLT	BOTTOM	HTG	HEATING	SH	SHINGLES, SINGLE HUNG (WINDOW)
BRG	BRIDGING	HVAC	HEATING, VENTILATING, AND AIR CONDITIONING	SHT	SHEATHING
BRK	BRICK	ID	INSIDE DIAMETER, INSIDE DIMENSION	SHV	SHELVING
BRK PV	BRICK PAVERS	IF	INSIDE FACE	SJ	SEALANT
BRKT	BRACKET	INCL	INCLUDE	SND	SANITARY NAPKIN DISPENSER
BSMT	BASEMENT	INCL	INSIDE FACE	SNDU	SANITARY NAPKIN DISPOSAL UNIT
BTHN	BETWEEN	INCL	INSULATION	SN	SLAB ON GRADE
BUR	BUILT UP ROOFING	INT	INTERIOR	SPCG	SPACING
CAB	CABINET	INT	INTERIOR	SPEC	SPECIFICATION
CC	CUBICLE CURTAIN	INTV	INVERT	SPKR	SPEAKER
CC	CUBICLE CURTAIN TRACK	JT	JOINT	SQ	SQUARE
CCI	CONTRACTOR FURNISHED	KD	KNOCKED DOWN	SS	SERVICE SINK, SOLID SURFACING
CCF	CONTRACTOR INSTALLED	KOP	KNOCK OUT PANEL	SST	STAINLESS STEEL, SHOWER SEAT
CFM	COLD-FORMED METAL FRAMING	L	LONG, ANGLE	STD	STANDARD
CH	CORNER GUARD	LAM	LAMINATE(D)	STL	STEEL
CH	COAT HOOK	LAV	LAVATORY	STL JST	STEEL JOIST
CH CONC	CAST-IN-PLACE CONCRETE	LH	LEFT HAND	STL LINTL	STEEL LINTEL
CJ	CONTROL JOING, CONSTRUCTION JOINT	LNO	LINOLEUM	STL PL	STEEL PLATE
CLG	CEILING	LNR	LOCKER	STL RF DK	STEEL ROOF DECK
CLR	CLEAR	LL	LIVE LOAD, LOW LEVEL	STL TR	STEEL TRUSS
CMU	CONCRETE MASONRY UNIT	LLH	LONG LEG HORIZONTAL	STN	STAIN
CO	CLEAN OUT, CASSED OPENING	LLV	LONG LEG VERTICAL	STRUC	STRUCTURAL
COL	COLUMN	LT	LIGHT	SUSP	SUSPEND
COMB	COMBINATION, COMBINED	LVL	LEVEL	SV	SHEET VINYL
COMP	COMPRESSIBLE	LVR	LOUVER	SWP	SHEET WALL PROTECTION
CONC	CONCRETE	MAS	MASONRY	SYMM	SYMMETRICAL
CONC CTG	CONCRETE COATING	MATL	MATERIAL	SYNTH	SYNTHETIC
COND	CONDITION	MAX	MAXIMUM	T	TILE TREAD
CONT	CONTINUOUS	MB	MARKERBOARD	T&G	TONGUE AND GROOVE
CONTR	CONTRACTOR	MBH	MOBBROOM HOLDER	T/S	TUB/SHOWER
CORR	CORRIDOR	MECH	MECHANICAL	TB	TOWEL BAR, TACKBOARD
CPRS	COMPRESSIBLE	MED	MEDIUM	TC	TOILET COMPARTMENT
CPT	CARPET	MEZZ	MEZZANINE	TD	TERRAZZO
CR	CLOSET ROD	MFR	MANUFACTURER	TER	THICK
CRL	CRASH RAIL	MI	MIRROR	THK	THICK
CRS	COLD-ROLLED STEEL	MIN	MINIMUM, MINUTE	TOC	TOP OF CONCRETE, TOP OF CURB
CTR	CENTERS	MISC	MISCELLANEOUS	TOF	TOP OF FOOTING
CUH	CABINET UNIT HEATER	MO	MASONRY OPENING	TOW	TOP OF WALL
CUV	CABINET UNIT VENTILATOR	MOD	MODEL, MODULE, MODULAR	TPH	TOILET PAPER HOLDER
CW	CURTAINWALL	MOD	MOD SERVICE BASIN	TR	TOWEL RACK
D	DEEP, DEPTH, PENNY NAIL	MT	MOUNT	TS	TUBE STEEL, TRANSITION STRIP
DC	DISPLAY CASE	MTL	METAL	UNO	UNLESS NOTED OTHERWISE
DET	DETAIL	NDU	NEEDLE DISPOSAL UNIT	VCT	VINYL COMPOSITION TILE
DETN	DETENTION	NIC	NOT IN CONTRACT, NOISE ISOLATION	VERT	VERTICAL
DF	DIAMETER	NO	NO	VIF	VERIFY IN FIELD
DI	DIMENSION	NO	NO	VWC	VINYL WALL COVERING
DN	DOWN	NTS	NOT TO SCALE	W	WIDE, WEST
DW	DECORATIVE PANEL	OA	OVERALL	WC	WOOD, WOOD DOOR
DR	DOWNPOUT	OC	ON CENTER	WDW	WINDOW
DS	DRAWING(S)	OD	OUTSIDE DIAMETER, OUTSIDE DIMENSION	WP	WALL PATTERN, WATERPROOFING
DWG	DRAWING(S)	OF	OUTSIDE FACE	WT	WEIGHT, WINDOW TREATMENT
EHD	ELECTRIC HAND DRYER	OF	OWNER FURNISHED CONTRACTOR	WWF	WELDED WIRE FABRIC
EL	ELEVATION	OFCD	OWNER FURNISHED CONTRACTOR		
ELEC	ELECTRIC, ELECTRICAL	OFDI	OWNER FURNISHED DRAWING		
ELEV	ELEVATOR	OFOW	OWNER FURNISHED OWNER		
EMBED	EMBEDDED	OH	OVERHEAD		
EMER	EMERGENCY	OH DR	OVERHEAD DOOR		
EPDM	ETHYLENE PROPYLENE DIENE MONOMER	OP	OPPOSITE		
EQ	EQUIPMENT	OPH	OPPOSITE HAND		
ES	EXPOSED STRUCTURE	OPNG	OPENING		
ETR	EXISTING TO REMAIN	OPP	OPPOSITE		
EW	ELECTRIC WATER COOLER	OS	OVERFLOW SCUPPER		
EW	ELECTRIC WATER HEATER	PC	PORTLAND CEMENT, POINT OF CURVE, POLYCARBONATE		
EXIST	EXISTING	PCC	PRECAST CONCRETE		
EXP	EXPANSION	PERIM	PERIMETER		
EXT	EXTERIOR	PJ	PROJECTOR		
FAB	FABRIC	PL	PLATE, PLASTIC LAMINATE		
FD	FLOOR DRAIN	PLAS	PLASTER		
FDN	FOUNDATION	PLUG	PLUG		
FE	FIRE EXTINGUISHER	PLYWD	PLYWOOD		
FEC	FIRE EXTINGUISHER CABINET	PS	PROJECTION SCREEN		
FF	FINISH FLOOR	PSF	POUNDS PER SQUARE FOOT		
FHC	FIRE HOSE CABINET	PT	PAINT		
FIN	FINISH	PTD	PAPER TOWEL DISPENSER		
FLASH	FLASHING	PTDR	PAPER TOWEL DISPENSER & RECEPTACLE		
FLP	FLOOR PATTERN	PTN	PARTITION		

STANDARD DRAFTING SYMBOLS



PROJECT INFORMATION

PROJECT NAME:	CALIFORNIA STATE OFFICE BUILDINGS 8 & 9 RENOVATIONS
PROJECT DESCRIPTION:	RENOVATION AND NEW CONSTRUCTION
YEAR OF CONSTRUCTION:	1968
OCCUPANCY:	MIXED OCCUPANCY; B (E-3 & A-3 AS ACCESSORY USE)
PROPOSED USE:	OFFICE BUILDING
SEISMIC ZONE:	3
PROJECT ADDRESS:	STATE OF CALIFORNIA 744 P Street Sacramento, CA 95814
REQUIRED FIRE SEPARATION:	NONE
TYPE OF CONSTRUCTION:	EXISTING TYPE 1 FR
GROSS SQUARE FEET:	632,076 SQUARE FEET TOTAL; 08 8 & 9: 616,956, LOBBY: 7571
HEIGHT OF BUILDING:	EXISTING 252 FEET
STORIES:	EXISTING 19

NO CHANGE TO (E) BUILDING SIZE AND DATA

FIRE PROTECTION INFORMATION

FIRE DISTRICT:	SACRAMENTO CITY FIRE DEPARTMENT	FIRE ALARM SYSTEM:	AUTOMATIC ALARM SYSTEM
FIRE EXTINGUISHING SYSTEM:	AUTOMATIC FIRE SPRINKLER SYSTEM	FIRE AUTHORITY:	STATE FIRE MARSHAL
STANDPIPE SYSTEM:	DRY STAND PIPE	CLASS:	I
SMOKE CONTROL:	YES	SMOKE AND HEAT VENTS:	YES - SMOKE RELIEF
OCCUPANT LOAD:	SEE LIFE SAFETY PLANS (SHEETS A020-A038)	NUMBER OF EXITS REQUIRED:	2 EACH FLOOR, SEE LIFE SAFETY PLANS
REQUIRED EXIT WIDTH:	SEE LIFE SAFETY PLANS (SHEETS A020-A038)	MAXIMUM TRAVEL DISTANCE ALLOWED:	200'-0"

SHEETS A020 - A038 FOUND ON REFERENCE SHEETS R-1-00 TO R-1-19 OF THIS SET

GENERAL BUILDING LIMITATIONS

ALLOWABLE FLOOR AREA:	UNLIMITED	MECHANICAL CODE:	1997 UBC AND 1998 CALIF. AMENDMENTS ('98 CBC - PART 2, TITLE 24, CCR) VOL. 1/2/2B
AREA INCREASES:	N/A EXISTING BUILDING	MECHANICAL CODE:	1997 UMC AND 1998 CALIF. AMENDMENTS ('98 CMC - PART 4, TITLE 24, CCR)
MAXIMUM HEIGHT OF BUILDING:	UNLIMITED	PLUMBING CODE:	1997 UPC AND 1998 CALIF. AMENDMENTS ('98 CPC - PART 5, TITLE 24, CCR)
HEIGHT INCREASES:	N/A EXISTING BUILDING	ELECTRICAL CODE:	1996 NEC AND 1998 CALIF. AMENDMENTS ('98 PART 3, TITLE 24, CCR)
HIGH RISE:	STATE FIRE MARSHAL - 1998 CBC YES - CITY OF SACRAMENTO 1991 HIGH RISE CODE	FIRE CODE:	1997 UFC AND 1998 CALIF. AMENDMENTS ('98 CFC - PART 9, TITLE 24, CCR)
		CITY AMENDMENTS/CODE:	CITY OF SACRAMENTO HIGH RISE CODE - 1991

RATING REQUIREMENTS (PER CBC TABLE 6A)

BEARING WALLS - EXTERIOR	2 HR
BEARING WALLS - INTERIOR	3 HR
NONBEARING WALLS - EXTERIOR	4 HR
STRUCTURAL FRAME	3 HR
PARTITIONS PERMANENT	1 HR
CORRIDORS	1 HR
CORRIDOR OPENINGS	20 MIN
SHAFT ENCLOSURES	2 HR
FLOORS AND FLOOR CEILINGS	2 HR
ROOFS AND ROOF CEILINGS	2 HR
EXTERIOR DOORS AND WINDOWS	UNPROTECTED
STAIRWAY CONSTRUCTION	SHAFT WALLS: 2 HR ENCLOSED STAIRS: NON COMBUSTIBLE FINISH

SHEET INDEX	
SHEET NO.	SHEET NAME

GENERAL PROJECT INFORMATION	
G-000	COVER
G-001	INDEX AND PROJECT DATA

ARCHITECTURAL ARCH SITE	
A-1-00	SITE PLAN

OFFICE BUILDING 8	
A-8-1-01-1	BASEMENT ANNOTATION PLAN
A-8-1-02-1	1ST FLOOR ANNOTATION PLAN
A-8-1-03-1	2ND FLOOR ANNOTATION PLAN
A-8-1-04-1	3RD FLOOR ANNOTATION PLAN
A-8-1-05-1	4TH FLOOR ANNOTATION PLAN
A-8-1-06-1	5TH FLOOR ANNOTATION PLAN
A-8-1-07-1	6TH FLOOR ANNOTATION PLAN
A-8-1-08-1	7TH FLOOR ANNOTATION PLAN
A-8-1-09-1	8TH FLOOR ANNOTATION PLAN
A-8-1-10-1	9TH FLOOR ANNOTATION PLAN
A-8-1-11-1	10TH FLOOR ANNOTATION PLAN
A-8-1-12-1	11TH FLOOR ANNOTATION PLAN
A-8-1-13-1	12TH FLOOR ANNOTATION PLAN
A-8-1-14-1	13TH FLOOR ANNOTATION PLAN
A-8-1-15-1	14TH FLOOR ANNOTATION PLAN
A-8-1-16-1	15TH FLOOR ANNOTATION PLAN
A-8-1-17-1	16TH FLOOR ANNOTATION PLAN
A-8-1-18-1	17TH FLOOR ANNOTATION PLAN
A-8-1-19-1	18TH FLOOR - OBSERVATION DECK PLAN
A-8-1-20-1	MACHINE ROOM FLOOR ANNOTATION PLAN

OFFICE BUILDING 9	
A-9-1-01-1	BASEMENT ANNOTATION PLAN
A-9-1-02-1	1ST FLOOR ANNOTATION PLAN
A-9-1-03-1	2ND FLOOR ANNOTATION PLAN
A-9-1-04-1	3RD FLOOR ANNOTATION PLAN
A-9-1-05-1	4TH FLOOR ANNOTATION PLAN
A-9-1-06-1	5TH FLOOR ANNOTATION PLAN
A-9-1-07-1	6TH FLOOR ANNOTATION PLAN
A-9-1-08-1	7TH FLOOR ANNOTATION PLAN
A-9-1-09-1	8TH FLOOR ANNOTATION PLAN
A-9-1-10-1	9TH FLOOR ANNOTATION PLAN
A-9-1-11-1	10TH FLOOR ANNOTATION PLAN
A-9-1-12-1	11TH FLOOR ANNOTATION PLAN
A-9-1-13-1	12TH FLOOR ANNOTATION PLAN
A-9-1-14-1	13TH FLOOR ANNOTATION PLAN
A-9-1-15-1	14TH FLOOR ANNOTATION PLAN
A-9-1-16-1	15TH FLOOR ANNOTATION PLAN
A-9-1-17-1	16TH FLOOR ANNOTATION PLAN
A-9-1-18-1	17TH FLOOR ANNOTATION PLAN
A-9-1-19-1	18TH FLOOR ANNOTATION PLAN
A-9-1-20-1	MACHINE ROOM FLOOR ANNOTATION PLAN

MECHANICAL	
M0.0.01	HVAC CONTROL DRAWINGS
M0.0.02	HVAC CONTROL DRAWINGS

OFFICE BUILDING 8	
M2.8.00	BUILDING 8 HVAC BASEMENT FLOOR PLAN
M2.8.01	BUILDING 8 HVAC 1ST FLOOR PLAN
M2.8.02	BUILDING 8 HVAC 2ND FLOOR PLAN
M2.8.03	BUILDING 8 HVAC 3RD FLOOR PLAN
M2.8.04	BUILDING 8 HVAC 4TH FLOOR PLAN
M2.8.05	BUILDING 8 HVAC 5TH FLOOR PLAN
M2.8.06	BUILDING 8 HVAC 6TH FLOOR PLAN
M2.8.07	BUILDING 8 HVAC 7TH FLOOR PLAN
M2.8.08	BUILDING 8 HVAC 8TH FLOOR PLAN
M2.8.09	BUILDING 8 HVAC 9TH FLOOR PLAN
M2.8.10	BUILDING 8 HVAC 10TH FLOOR PLAN
M2.8.11	BUILDING 8 HVAC 11TH FLOOR PLAN
M2.8.12	BUILDING 8 HVAC 12TH FLOOR PLAN
M2.8.13	BUILDING 8 HVAC 13TH FLOOR PLAN
M2.8.14	BUILDING 8 HVAC 14TH FLOOR PLAN
M2.8.15	BUILDING 8 HVAC 15TH FLOOR PLAN
M2.8.16	BUILDING 8 HVAC 16TH FLOOR PLAN
M2.8.17	BUILDING 8 HVAC 17TH FLOOR PLAN
M2.8.18	BUILDING 8 HVAC 18TH FLOOR PLAN
M2.8.19	BUILDING 8 HVAC PENTHOUSE FLOOR PLAN

OFFICE BUILDING 9	
M2.9.00	BUILDING 9 HVAC BASEMENT FLOOR PLAN
M2.9.01	BUILDING 9 HVAC 1ST FLOOR PLAN
M2.9.02	BUILDING 9 HVAC 2ND FLOOR PLAN
M2.9.03	BUILDING 9 HVAC 3RD FLOOR PLAN
M2.9.04	BUILDING 9 HVAC 4TH FLOOR PLAN
M2.9.05	BUILDING 9 HVAC 5TH FLOOR PLAN
M2.9.06	BUILDING 9 HVAC 6TH FLOOR PLAN
M2.9.07	BUILDING 9 HVAC 7TH FLOOR PLAN
M2.9.08	BUILDING 9 HVAC 8TH FLOOR PLAN
M2.9.09	BUILDING 9 HVAC 9TH FLOOR PLAN
M2.9.10	BUILDING 9 HVAC 10TH FLOOR PLAN
M2.9.11	BUILDING 9 HVAC 11TH FLOOR PLAN

HIGH SEVERITY ZONE: NO
(E) SEISMIC JOINTS: SEEN ON SHEETS A-8-1-03-1 & A-9-1-03-1
EMERGENCY RESPONDER RADIO COVERAGE:
BUILDING 8 TOTAL OCCUPANT LOAD: 3766
BUILDING 9 TOTAL OCCUPANT LOAD: 3900

ORIGINAL CODES APPLICABLE TO EXISTING BUILDING

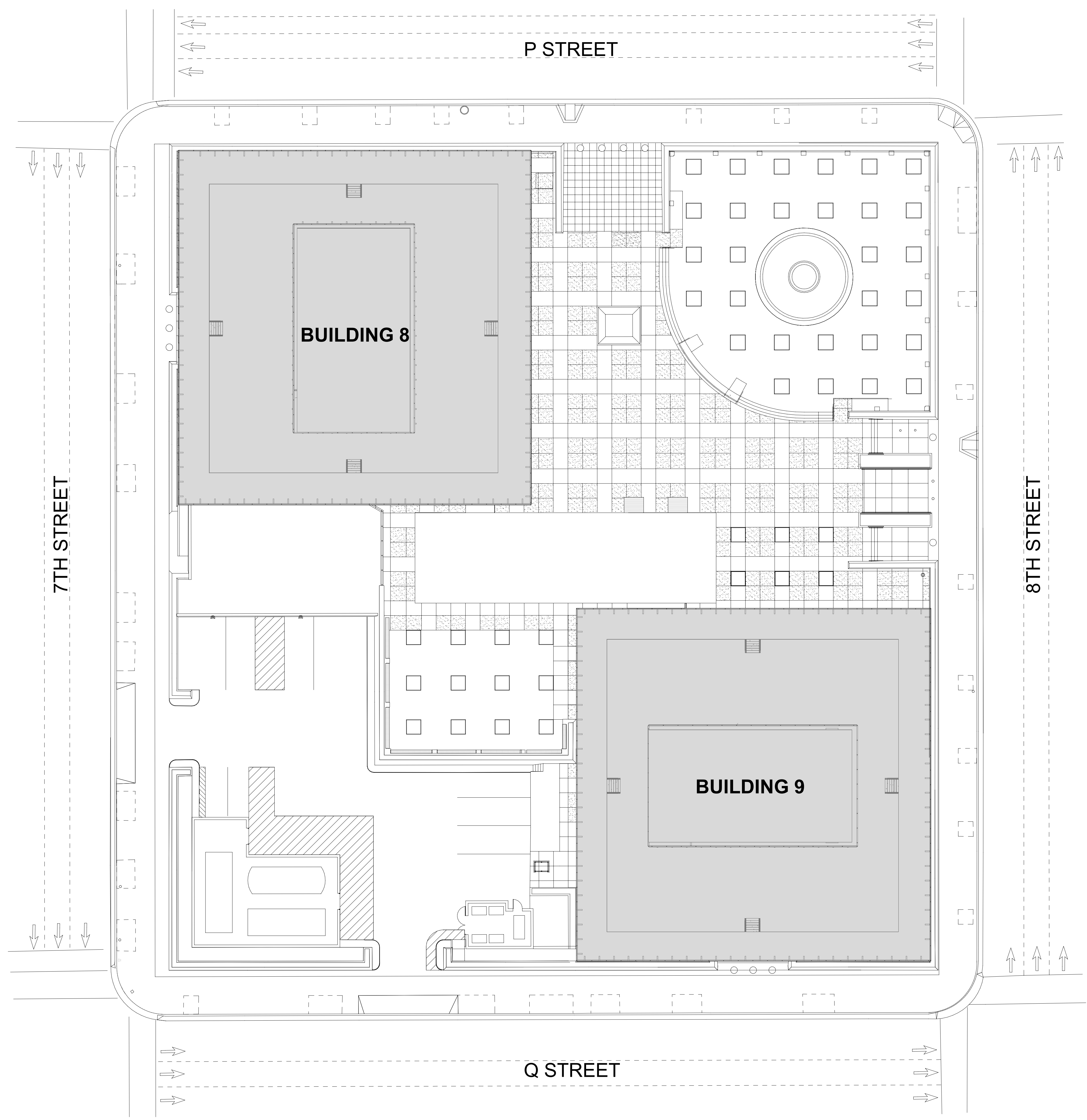
MECHANICAL CODE:	1997 UBC AND 1998 CALIF. AMENDMENTS ('98 CBC - PART 2, TITLE 24, CCR) VOL. 1/2/2B
MECHANICAL CODE:	1997 UMC AND 1998 CALIF. AMENDMENTS ('98 CMC - PART 4, TITLE 24, CCR)
PLUMBING CODE:	1997 UPC AND 1998 CALIF. AMENDMENTS ('98 CPC - PART 5, TITLE 24, CCR)
ELECTRICAL CODE:	1996 NEC AND 1998 CALIF. AMENDMENTS ('98 PART 3, TITLE 24, CCR)
FIRE CODE:	1997 UFC AND 1998 CALIF. AMENDMENTS ('98 CFC - PART 9, TITLE 24, CCR)
CITY AMENDMENTS/CODE:	CITY OF SACRAMENTO HIGH RISE CODE - 1991
ACCESSIBILITY CODE:	CHAPTER 11/11B, 1998 CBC AND 1991 ADA (28 CFR PART 36) NOTE: PROJECT ALSO MEETS 2001 CBC PROVISIONS.
ENERGY CODE:	1998 CALIFORNIA ENERGY CODE - PART 6, TITLE 24, CCR
SIGN CODE:	AMERICANS WITH DISABILITIES ACT (ADA), CBC (TITLE 24), & TITLE 19
ANSI:	CABO/ANSI A117.1 - 2003 (ACCESSIBLE AND USABLE BUILDINGS AND FACILITIES)
FM INSURED:	N/A
ELEVATORS:	CHAPTER 30, 1998 CBC - PART 7, TITLE 24, CCR
HEALTH DEPARTMENT REGULATIONS:	CALIFORNIA DEPARTMENT OF HEALTH SERVICES
AUTHORITY HAVING JURISDICTION (FIRE & LIFE SAFETY):	STATE FIRE MARSHAL
CITY OF:	SACRAMENTO, CA

SHEET INDEX	
SHEET NO.	SHEET NAME

M2.9.12	BUILDING 9 HVAC 12TH FLOOR PLAN
M2.9.13	BUILDING 9 HVAC 13TH FLOOR PLAN
M2.9.14	BUILDING 9 HVAC 14TH FLOOR PLAN
M2.9.15	BUILDING 9 HVAC 15TH FLOOR PLAN
M2.9	

1 2 3 4 5 6

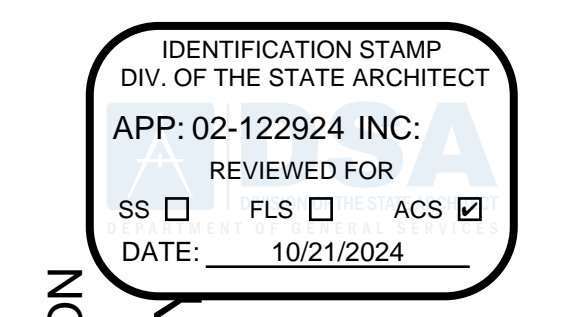
F
E
D
C
B
A



1 SITE PLAN
Scale: 1" = 20'-0"

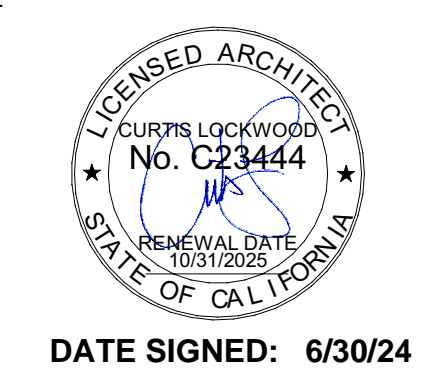
Dewberry
Dewberry Architects Inc.
301 N Lake Ave, Suite 320
Pasadena, CA 91101-5112
916.239.7244 Phone
916.239.7245 Fax

AGENCY APPROVAL



DEPARTMENT OF GENERAL SERVICES – FACILITIES MANAGEMENT DIVISION
OFFICE BUILDING 8 & 9 (039 & 045) – FIRE LIFE SAFETY UPGRADE
744 P STREET,
SACRAMENTO, CA 95814
CONSTRUCTION DOCUMENTS

SEAL



SCALE

AS INDICATED

REVISIONS

NO.	DESCRIPTION	DATE

DRAWN BY _____ EW
APPROVED BY _____ CL
CHECKED BY _____ CL
DATE _____ Issue Date

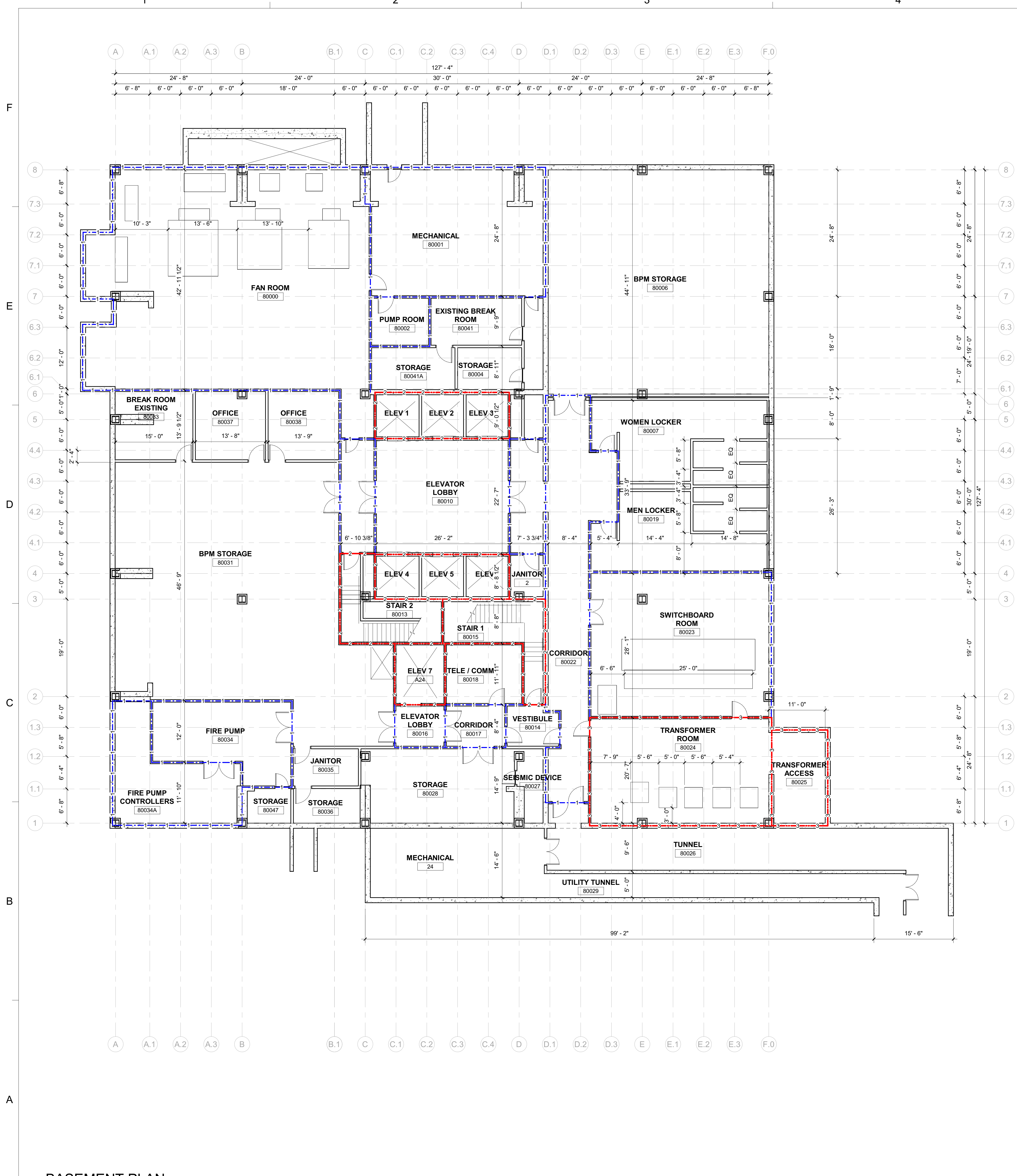
TITLE

SITE PLAN

PROJECT NO. 50137303

A-1-00

ISSUE DATE: OCTOBER 25, 2024
V2



WALL RATING LEGEND

	1 HR RATING
	2 HR RATING

Dewberry
 Dewberry Architects Inc.
 301 N Lake Ave Suite 320
 Pasadena, CA 91101-5112
 916.239.7244 Phone
 916.239.7245 Fax

AGENCY APPROVAL

OFFICE OF THE STATE FIRE MARSHAL
 APPROVED FIRE AND PANIC ONLY

07/01/24
 23-6555
 E
 SINCE 1888

Approval of this plan does not authorize or approve any omission or deviation from applicable regulations. Final approval is subject to field inspection. One set of approved plans shall be available on the project site at all times.

IDENTIFICATION STAMP
 DIV. OF THE STATE ARCHITECT
 APP: 02-122924 INC.
 REVIEWED FOR
 SS FLS ACS
 DATE: 10/21/2024

DEPARTMENT OF GENERAL SERVICES – FACILITIES MANAGEMENT DIVISION
OFFICE BUILDING 8 & 9 (039 & 045) – FIRE LIFE SAFETY UPGRADE
 707 3rd Street, 3rd Floor
 West Sacramento, CA 95605
 Project Status

SEAL

LICENSED ARCHITECT
 CURRS Lockwood
 No. C23444
 EXPIRES 12/31/2025
 STATE OF CALIFORNIA

DATE SIGNED: 6/30/24

SCALE AS INDICATED

REVISIONS

NO.	DESCRIPTION	DATE

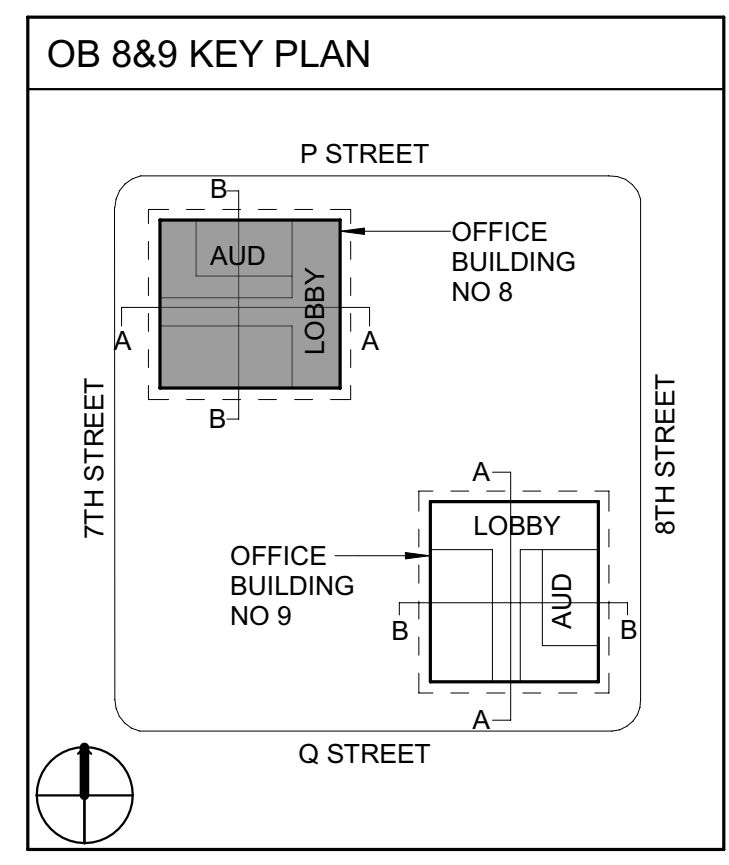
DRAWN BY _____ EW
 APPROVED BY _____ CL
 CHECKED BY _____ CL
 DATE _____ Issue Date

TITLE
BASEMENT ANNOTATION PLAN

PROJECT NO. 50137303

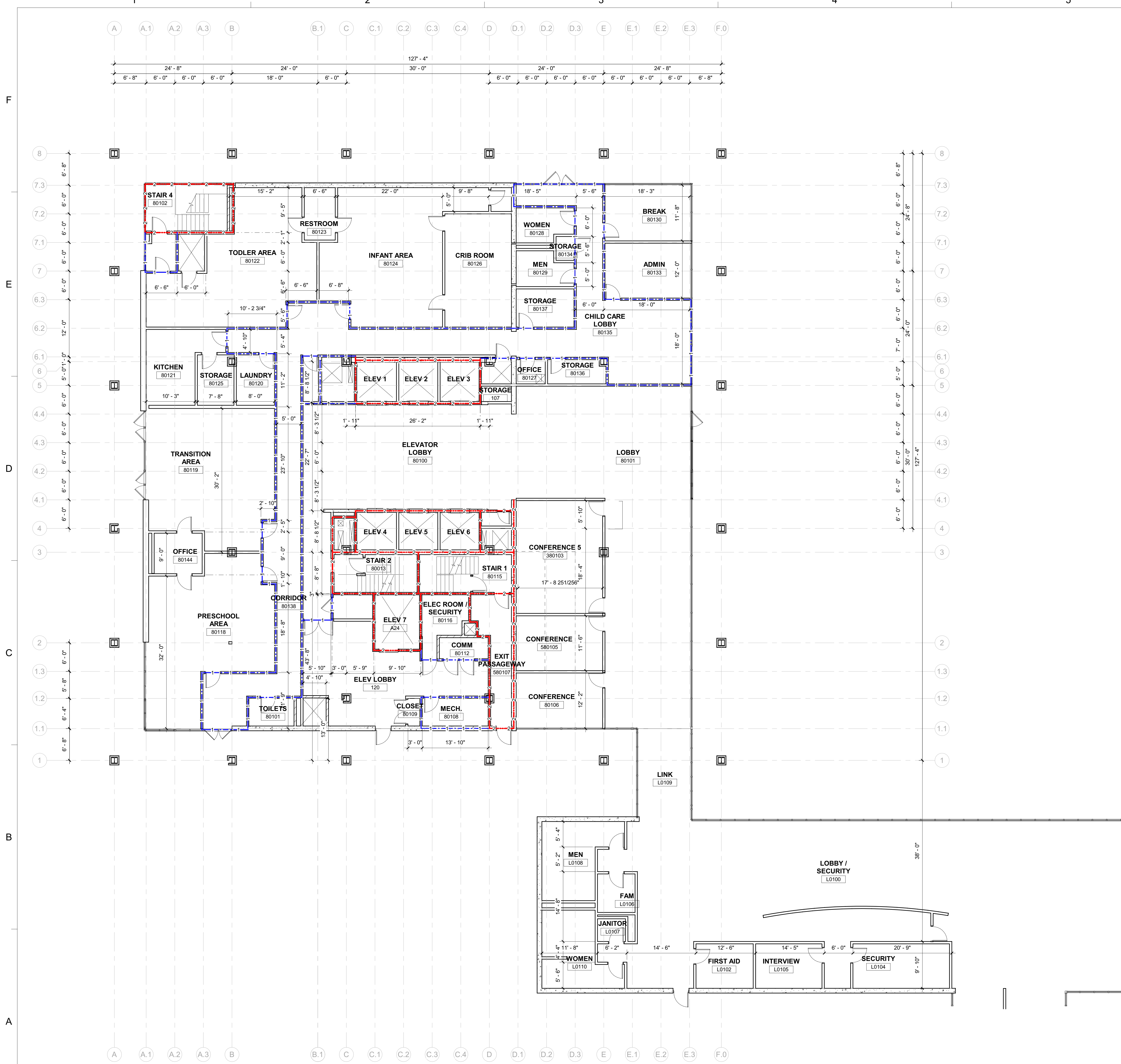
A-8-1-01-1

SHEET NO. ISSUE DATE: OCTOBER 25, 2024



4/25/2024 2:55:17 PM

1 BASEMENT PLAN
 Scale: 1/8" = 1'-0"



WALL RATING LEGEND

	1 HR RATING
	2 HR RATING

Dewberry
 Dewberry Architects Inc.
 301 N Lake Ave, Suite 320
 Pasadena, CA 91101-5112
 916.239.7244 Phone
 916.239.7245 Fax

AGENCY APPROVAL

OFFICE OF THE STATE FIRE MARSHAL
 APPROVED FIRE AND PANIC ONLY

07/01/24
 23-6555
 E
 SINCE 1885

Approval of this plan does not authorize or approve any omission or deviation from applicable regulations. Final approval is subject to field inspection. One set of approved plans shall be available on the project site at all times.

IDENTIFICATION STAMP
 DIV. OF THE STATE ARCHITECT
 APP: 02-122924 INC.
 REVIEWED FOR
 SS FLS ACS
 DATE: 10/21/2024

DEPARTMENT OF GENERAL SERVICES – FACILITIES MANAGEMENT DIVISION
OFFICE BUILDING 8 & 9 (039 & 045) – FIRE LIFE SAFETY UPGRADE
 707 3rd Street, 3rd Floor
 West Sacramento, CA 95605
 Project Status

SEAL

LICENSED ARCHITECT
 CURTIS LOCKWOOD
 No. C23444
 EXPIRES DATE: 03/31/2025
 STATE OF CALIFORNIA

DATE SIGNED: 6/30/24

SCALE
 AS INDICATED

REVISIONS

NO.	DESCRIPTION	DATE

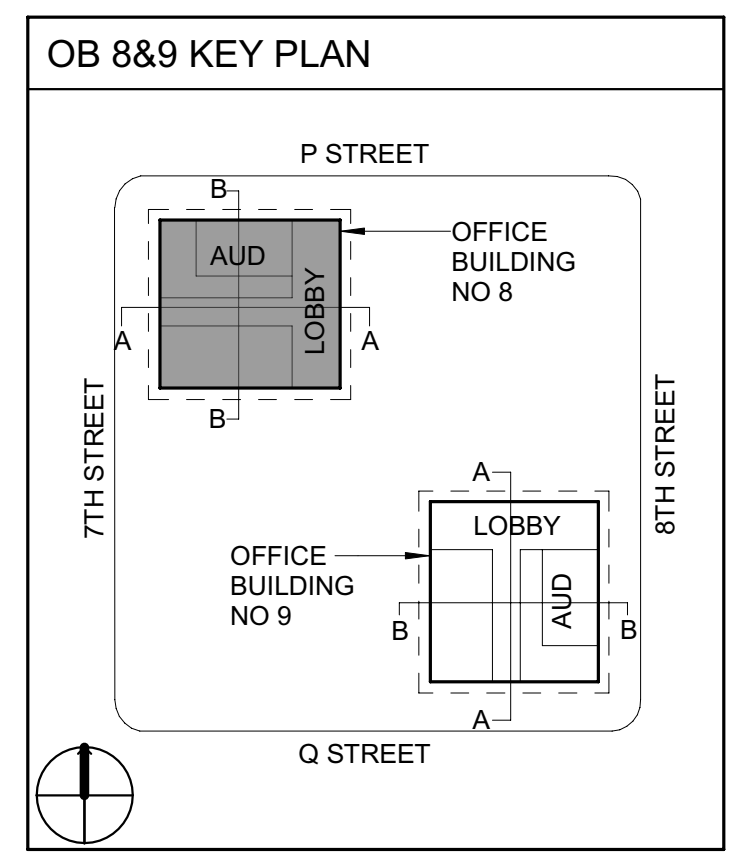
DRAWN BY: EW
 APPROVED BY: CL
 CHECKED BY: CL
 DATE: Issue Date

TITLE
1ST FLOOR ANNOTATION PLAN

PROJECT NO. 50137303

A-8-1-02-1

SHEET NO. ISSUE DATE: OCTOBER 25, 2024

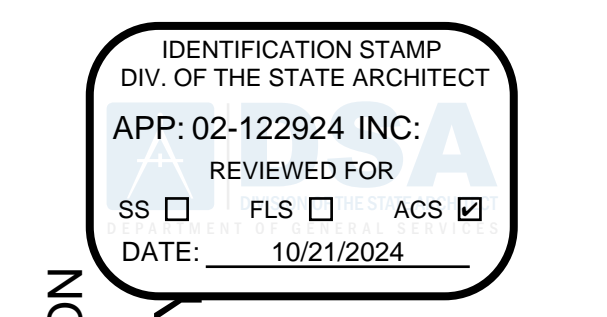


4/25/2024 2:52:20 PM


1 1ST FL
 Scale: 1/8" = 1'-0"

WALL RATING LEGEND	
	1 HR RATING
	2 HR RATING

Dewberry
 Dewberry Architects Inc.
 301 N Lake Ave Suite 320
 Pasadena, CA 91103-5112
 916.239.7244 Phone
 916.239.7245 Fax



DEPARTMENT OF GENERAL SERVICES – FACILITIES MANAGEMENT DIVISION
OFFICE BUILDING 8 & 9 (039 & 045) – FIRE LIFE SAFETY UPGRADE
 707 3rd Street, 3rd Floor
 West Sacramento, CA 95605
 Project Status



SCALE
 AS INDICATED

REVISIONS

NO.	DESCRIPTION	DATE

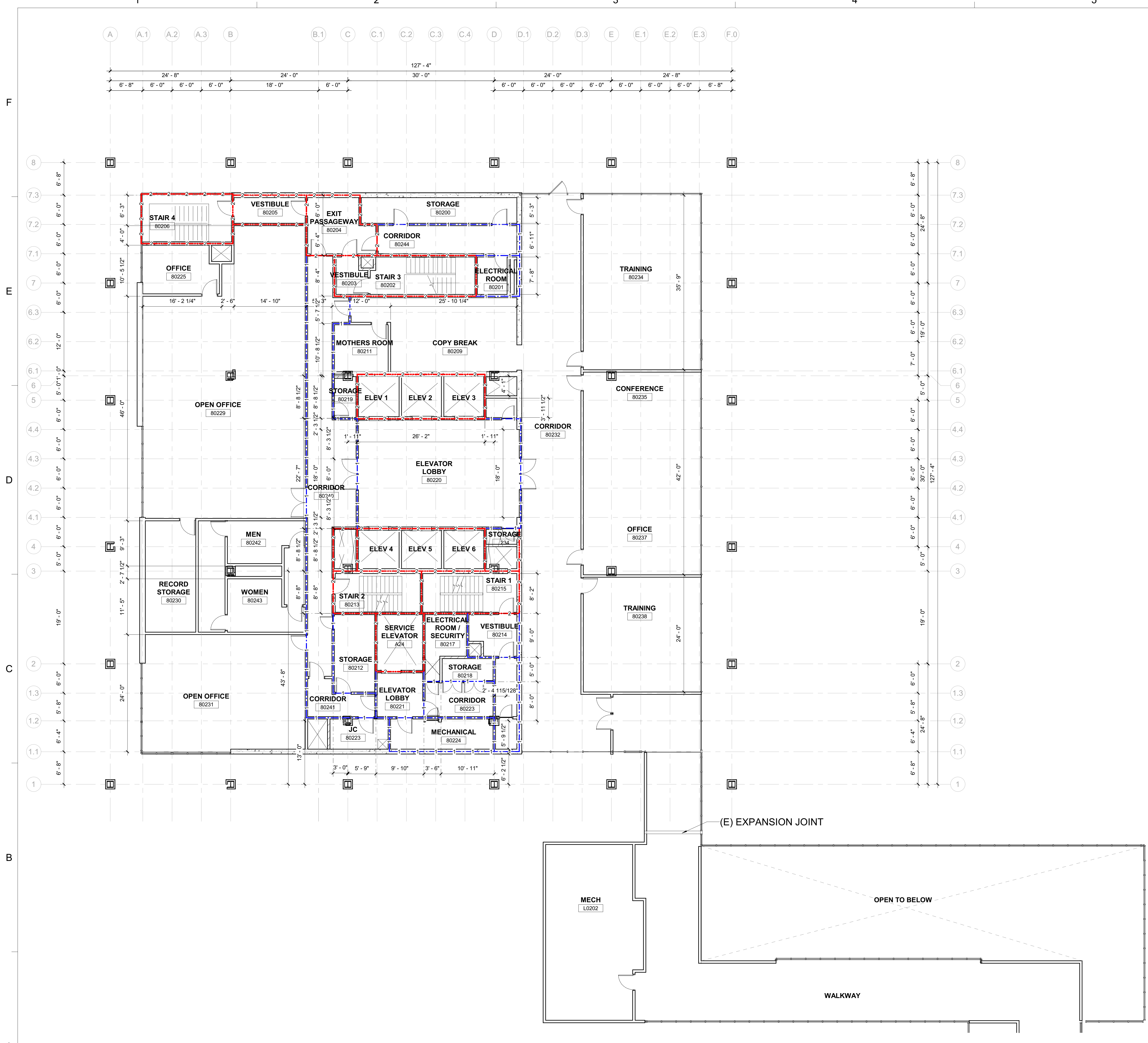
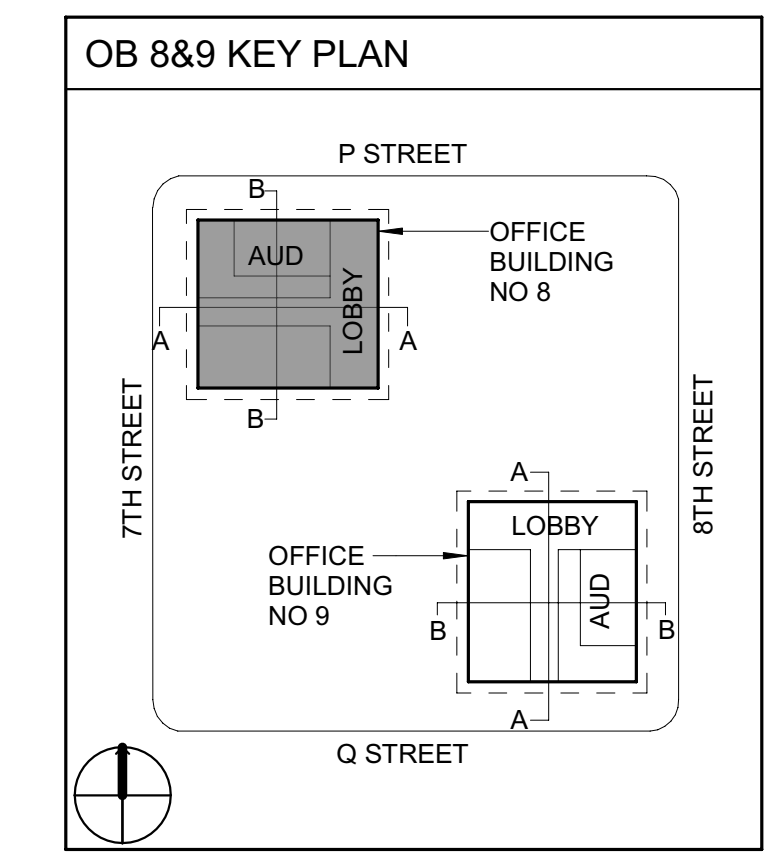
DRAWN BY _____ EW
 APPROVED BY _____ CL
 CHECKED BY _____ CL
 DATE _____ Issue Date

TITLE
2ND FLOOR ANNOTATION PLAN

PROJECT NO. 50137303

A-8-1-03-1

SHEET NO. ISSUE DATE: OCTOBER 25, 2024



4/25/2024 2:59:22 PM

1 2ND FL
 Scale: 1/8" = 1'-0"

1 2 3 4 5 6

WALL RATING LEGEND	
	1 HR RATING
	2 HR RATING

Dewberry
 Dewberry Architects Inc.
 301 N Lake Ave, Suite 320
 Pasadena, CA 91101-5112
 916.239.7244 Phone
 916.239.7245 Fax

AGENCY APPROVAL

OFFICE OF THE STATE FIRE MARSHAL
 APPROVED FIRE AND PANIC ONLY

Approval of this plan does not authorize or approve any omission or deviation from applicable regulations. Final approval is subject to field inspection. One set of approved plans shall be available on the project site at all times.

IDENTIFICATION STAMP
 DIV. OF THE STATE ARCHITECT
 APP: 02-122924 INC.
 REVIEWED FOR
 SS FLS ACS
 DATE: 10/21/2024

DEPARTMENT OF GENERAL SERVICES – FACILITIES MANAGEMENT DIVISION
OFFICE BUILDING 8 & 9 (039 & 045) – FIRE LIFE SAFETY UPGRADE
 707 3rd Street, 3rd Floor
 West Sacramento, CA 95605
 Project Status

SEAL

DATE SIGNED: 6/30/24

SCALE AS INDICATED

REVISIONS

NO.	DESCRIPTION	DATE

DRAWN BY _____ EW
 APPROVED BY _____ CL
 CHECKED BY _____ CL
 DATE _____ Issue Date

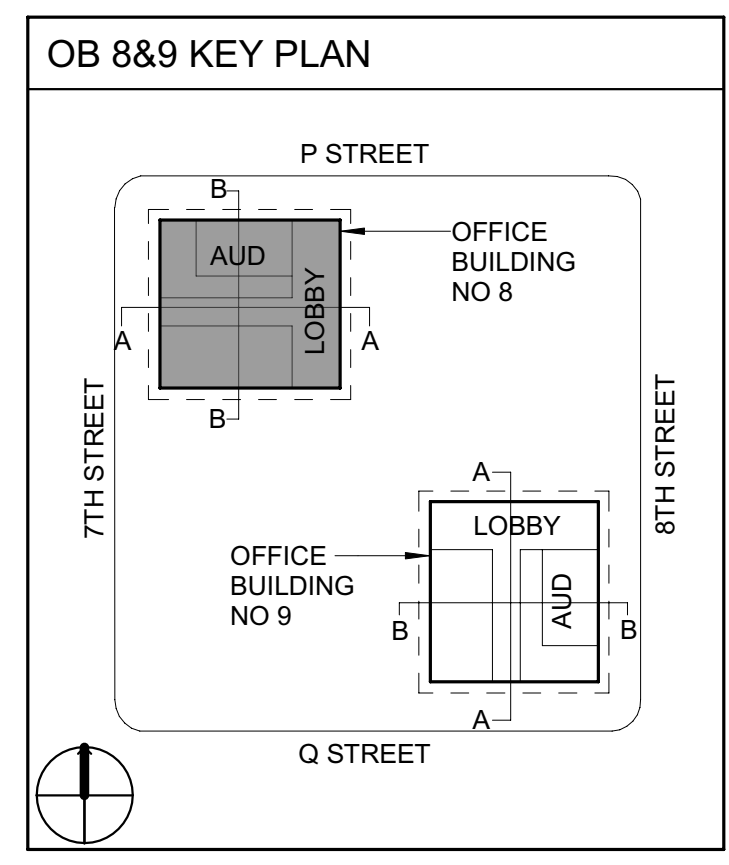
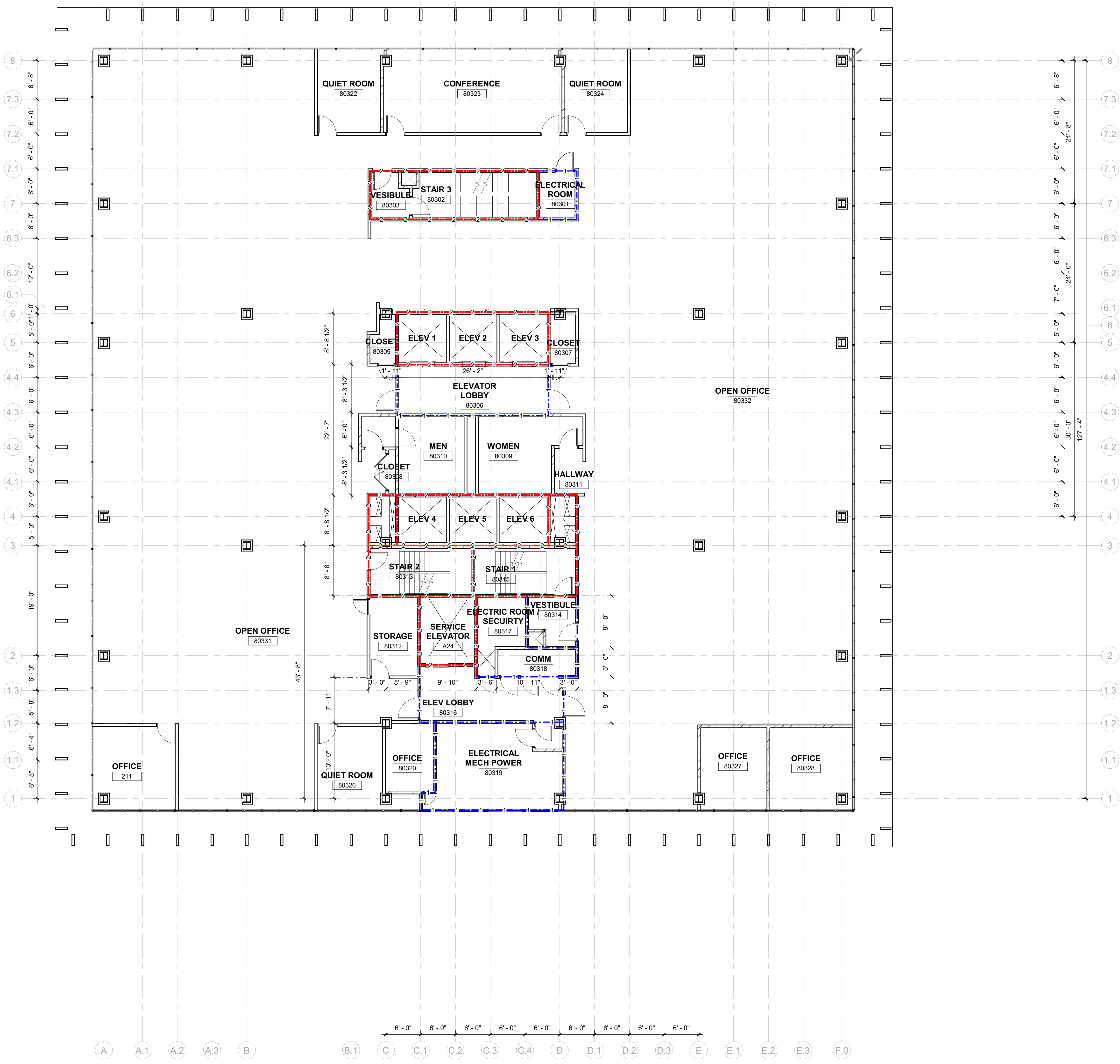
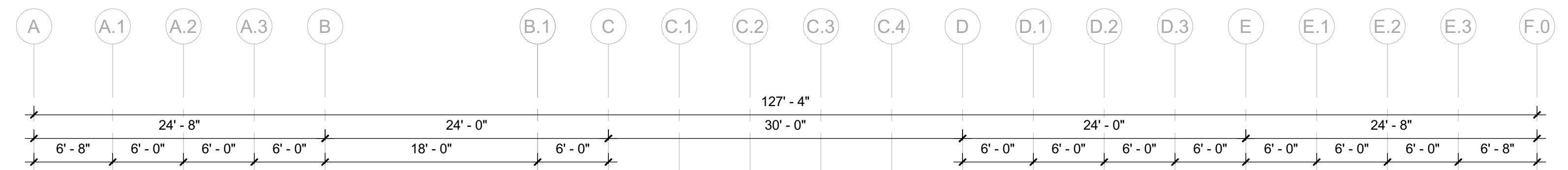
TITLE
3RD FLOOR ANNOTATION PLAN

PROJECT NO. 50137303

A-8-1-04-1

SHEET NO. ISSUE DATE: OCTOBER 25, 2024

F
E
D
C
B
A

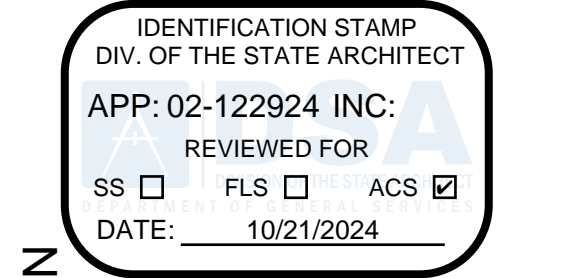


1 3RD FL
 Scale: 1/8" = 1'-0"

4/25/2024 2:52:26 PM

WALL RATING LEGEND	
	1 HR RATING
	2 HR RATING

Dewberry
 Dewberry Architects Inc.
 301 N Lake Ave Suite 320
 Pasadena, CA 91101-5112
 916.239.7244 Phone
 916.239.7245 Fax



DEPARTMENT OF GENERAL SERVICES – FACILITIES MANAGEMENT DIVISION
OFFICE BUILDING 8 & 9 (039 & 045) – FIRE LIFE SAFETY UPGRADE
 707 3rd Street, 3rd Floor
 West Sacramento, CA 95605
 Project Status



SCALE: AS INDICATED

REVISIONS

NO.	DESCRIPTION	DATE

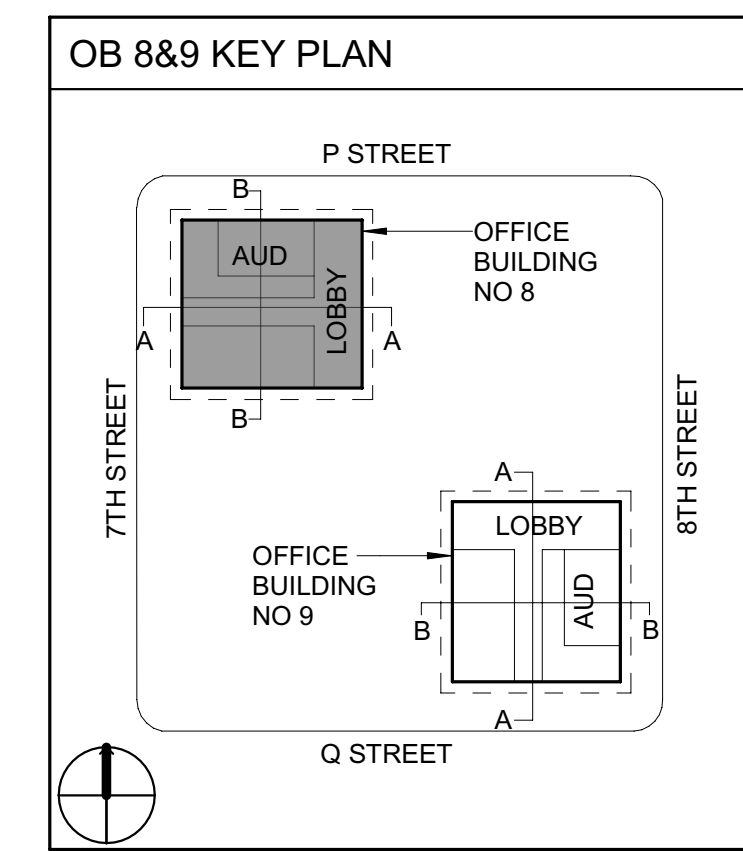
DRAWN BY: EW
 APPROVED BY: CL
 CHECKED BY: CL
 DATE: Issue Date

TITLE
5TH FLOOR ANNOTATION PLAN

PROJECT NO. 50137303

A-8-1-06-1

SHEET NO. ISSUE DATE: OCTOBER 25, 2024



4/25/2024 2:59:31 PM

5TH FL
 Scale: 1/8" = 1'-0"

WALL RATING LEGEND	
	1 HR RATING
	2 HR RATING

Dewberry
 Dewberry Architects Inc.
 301 N Lake Ave Suite 320
 Pasadena, CA 91101-5112
 916.239.7244 Phone
 916.239.7245 Fax

AGENCY APPROVAL

OFFICE OF THE STATE FIRE MARSHAL
 APPROVED FIRE AND PANIC ONLY

07/01/24
 23-6555
 SINCE 1888

Approval of this plan does not authorize or approve any omission or deviation from applicable regulations. Final approval is subject to field inspection. One set of approved plans shall be available on the project site at all times.

IDENTIFICATION STAMP
 DIV. OF THE STATE ARCHITECT
 APP: 02-122924 INC.
 REVIEWED FOR:
 SS FLS ACS
 DATE: 10/21/2024

DEPARTMENT OF GENERAL SERVICES – FACILITIES MANAGEMENT DIVISION
OFFICE BUILDING 8 & 9 (039 & 045) – FIRE LIFE SAFETY UPGRADE
 707 3rd Street, 3rd Floor
 West Sacramento, CA 95605
 Project Status

SEAL

DATE SIGNED: 6/30/24

SCALE AS INDICATED

REVISIONS

NO.	DESCRIPTION	DATE

DRAWN BY _____ EW
 APPROVED BY _____ CL
 CHECKED BY _____ CL
 DATE _____ Issue Date

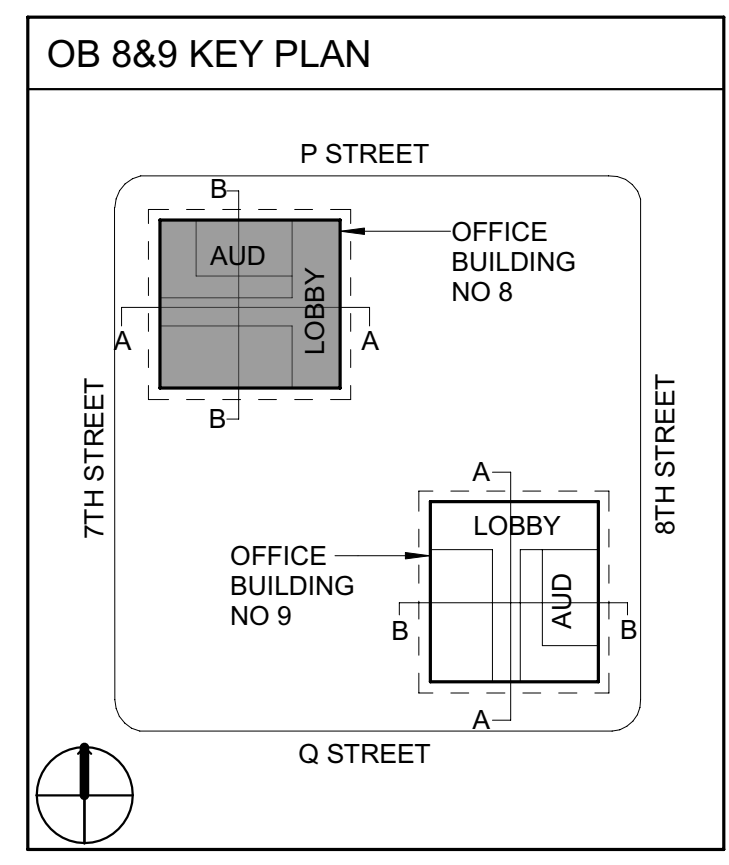
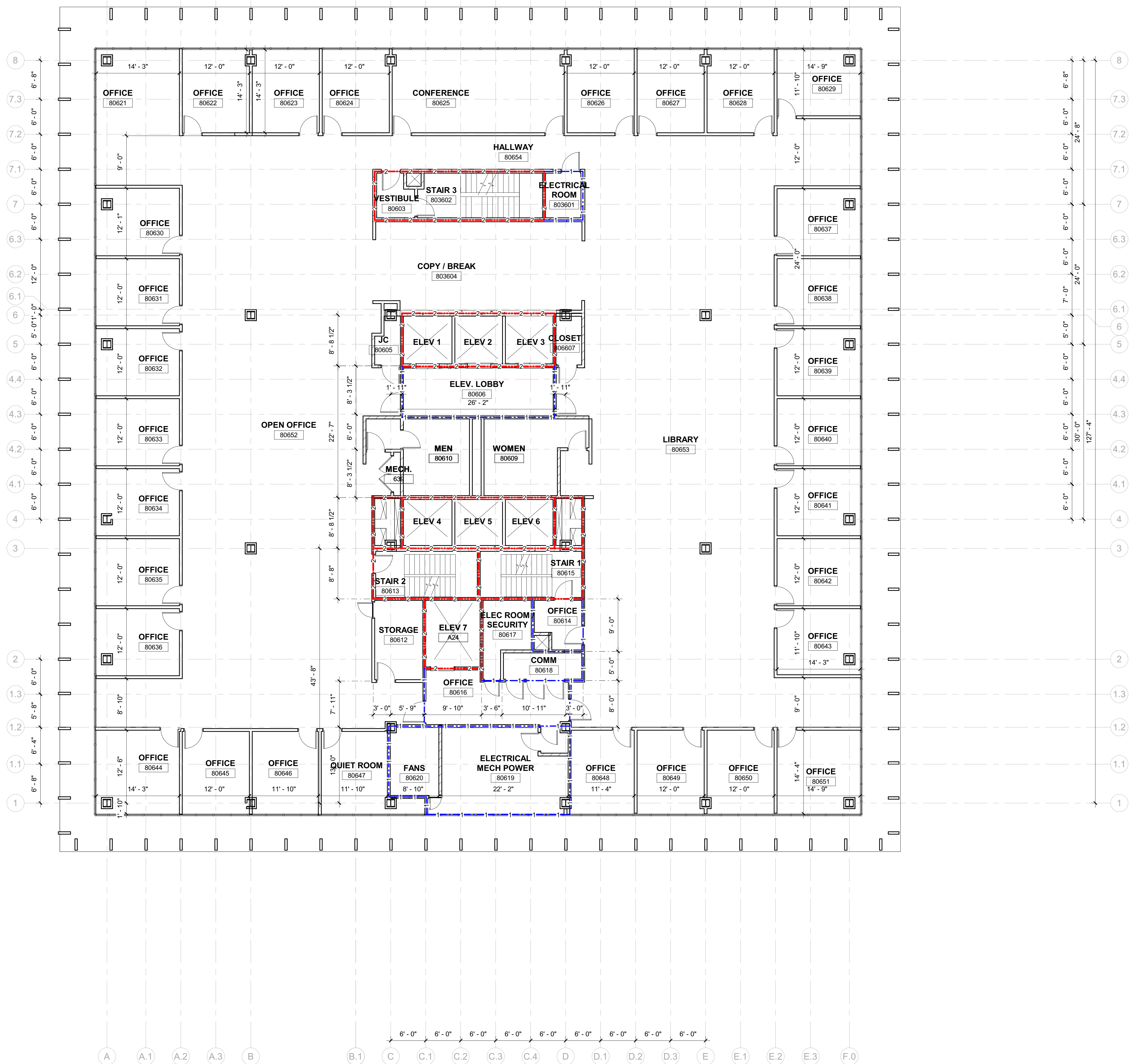
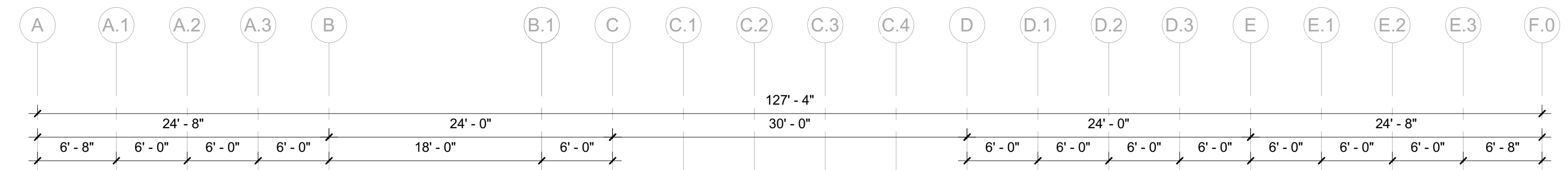
TITLE

6TH FLOOR ANNOTATION PLAN

PROJECT NO. 50137303

A-8-1-07-1

F
E
D
C
B
A



1 6TH FL
 Scale: 1/8" = 1'-0"

WALL RATING LEGEND	
	1 HR RATING
	2 HR RATING

Dewberry
 Dewberry Architects Inc.
 301 N Lake Ave Suite 320
 Pasadena, CA 91101-5112
 916.239.7244 Phone
 916.239.7245 Fax



IDENTIFICATION STAMP
 DIV. OF THE STATE ARCHITECT
 APP: 02-122924 INC.
 REVIEWED FOR
 SS FLS ACS
 DATE: 10/21/2024

DEPARTMENT OF GENERAL SERVICES – FACILITIES MANAGEMENT DIVISION
OFFICE BUILDING 8 & 9 (039 & 045) – FIRE LIFE SAFETY UPGRADE

707 3rd Street, 3rd Floor
 West Sacramento, CA 95605
 Project Status

SEAL

DATE SIGNED: 6/30/24

SCALE AS INDICATED

REVISIONS

NO.	DESCRIPTION	DATE

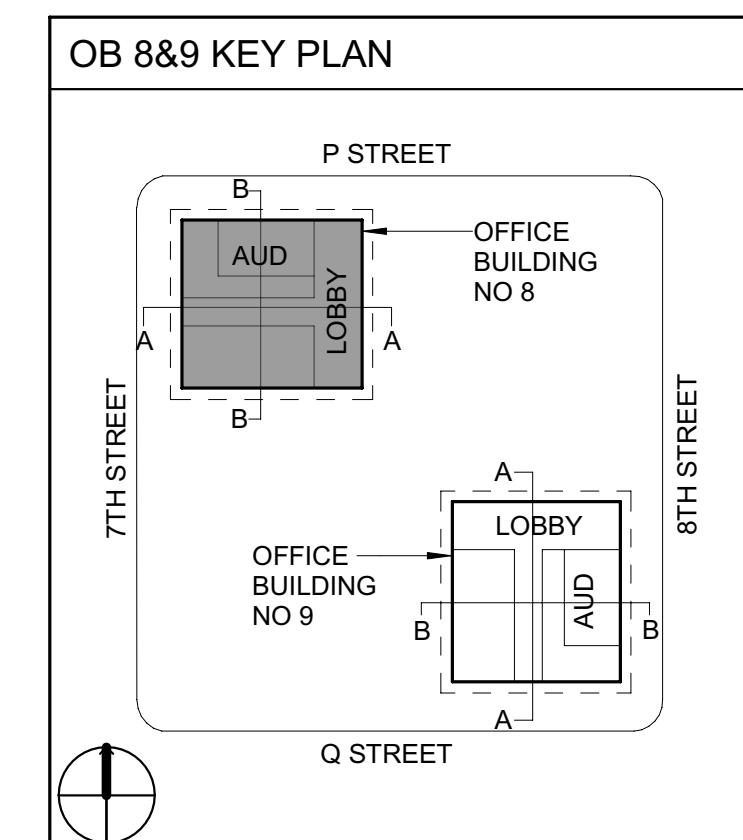
DRAWN BY _____ Author
 APPROVED BY _____ Approver
 CHECKED BY _____ Checker
 DATE _____ Issue Date

TITLE
9TH FLOOR ANNOTATION PLAN

PROJECT NO. 50137303

A-8-1-10-1

SHEET NO. ISSUE DATE: OCTOBER 25, 2024

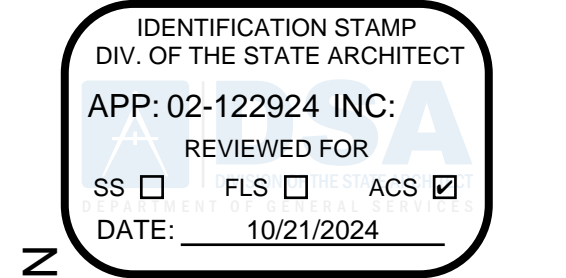


4/25/2024 2:59:44 PM

1 9TH FL
 Scale: 1/8" = 1'-0"

WALL RATING LEGEND	
	1 HR RATING
	2 HR RATING

Dewberry
 Dewberry Architects Inc.
 301 N Lake Ave Suite 320
 Pasadena, CA 91101-5112
 916.239.7244 Phone
 916.239.7245 Fax



DEPARTMENT OF GENERAL SERVICES – FACILITIES MANAGEMENT DIVISION
OFFICE BUILDING 8 & 9 (039 & 045) – FIRE LIFE SAFETY UPGRADE
 707 3rd Street, 3rd Floor
 West Sacramento, CA 95605
 Project Status



SCALE AS INDICATED

REVISIONS

NO.	DESCRIPTION	DATE

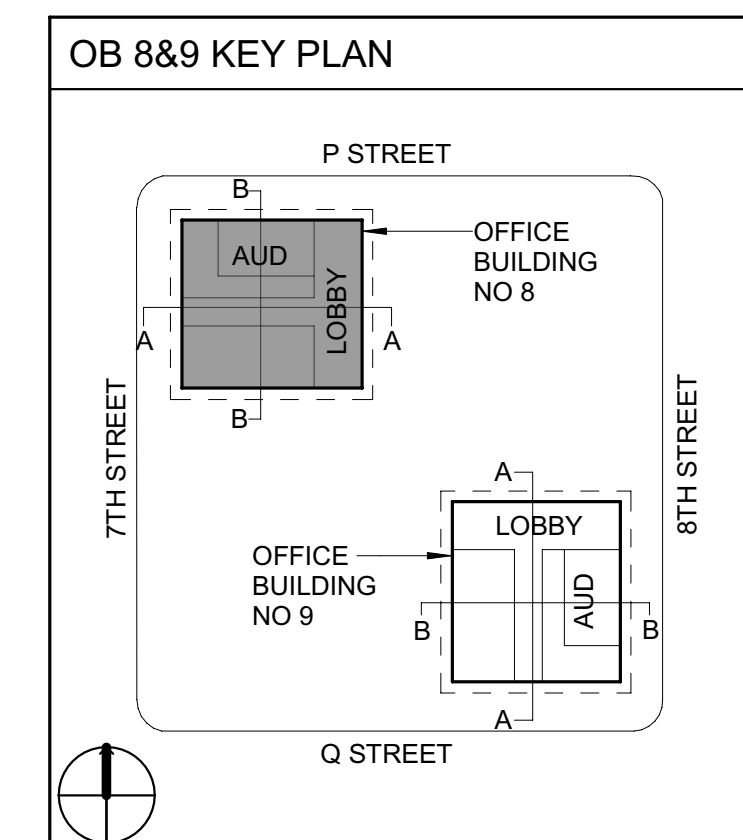
DRAWN BY _____ Author
 APPROVED BY _____ Approver
 CHECKED BY _____ Checker
 DATE _____ Issue Date

TITLE
10TH FLOOR ANNOTATION PLAN

PROJECT NO. 50137303

A-8-1-11-1



SHEET NO. ISSUE DATE: OCTOBER 25, 2024



4/25/2024 2:59:45 PM

10TH FL
 Scale: 1/8" = 1'-0"

WALL RATING LEGEND

	1 HR RATING
	2 HR RATING

Dewberry
 Dewberry Architects Inc.
 301 N Lake Ave, Suite 320
 Pasadena, CA 91101-5112
 916.239.7244 Phone
 916.239.7245 Fax

AGENCY APPROVAL

OFFICE OF THE STATE FIRE MARSHAL
 APPROVED FIRE AND PANIC ONLY


07/01/24
 23-65551
 SINCE 1885

Approval of this plan does not authorize or approve any omission or deviation from applicable regulations. Final approval is subject to field inspection. One set of approved plans shall be available on the project site at all times.

IDENTIFICATION STAMP
 DIV. OF THE STATE ARCHITECT
 APP: 02-122924 INC.
 REVIEWED FOR:
 SS FLS ACS
 DATE: 10/21/2024

DEPARTMENT OF GENERAL SERVICES – FACILITIES MANAGEMENT DIVISION
OFFICE BUILDING 8 & 9 (039 & 045) – FIRE LIFE SAFETY UPGRADE
 707 3rd Street, 3rd Floor
 West Sacramento, CA 95605
 Project Status

SEAL


 CURRIS Lockwood
 No. C23444
 EXPIRES 12/31/2025
 STATE OF CALIFORNIA

DATE SIGNED: 6/30/24

SCALE AS INDICATED

REVISIONS

NO.	DESCRIPTION	DATE

DRAWN BY _____ Author
 APPROVED BY _____ Approver
 CHECKED BY _____ Checker
 DATE _____ Issue Date

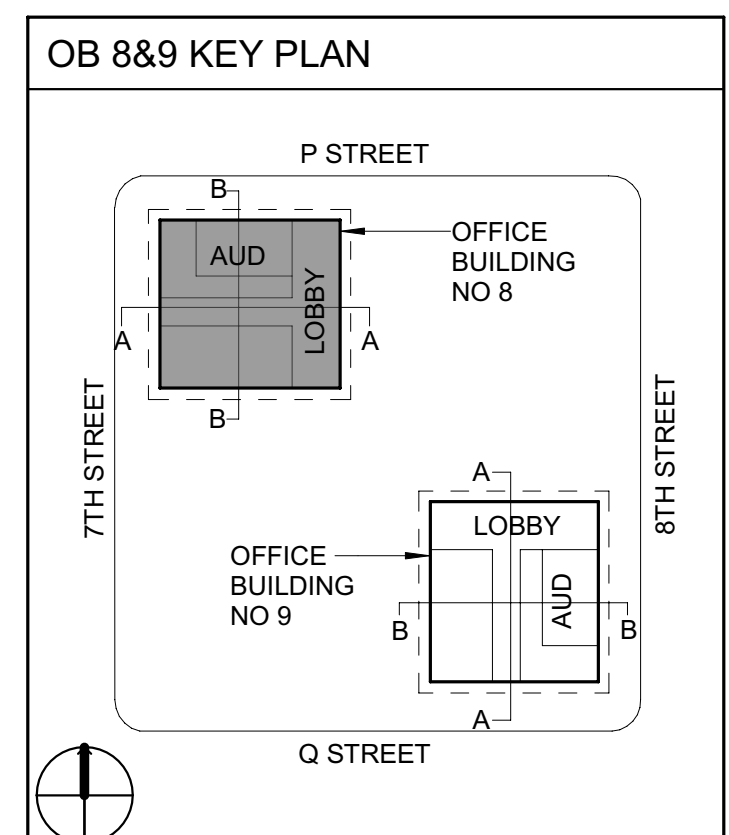
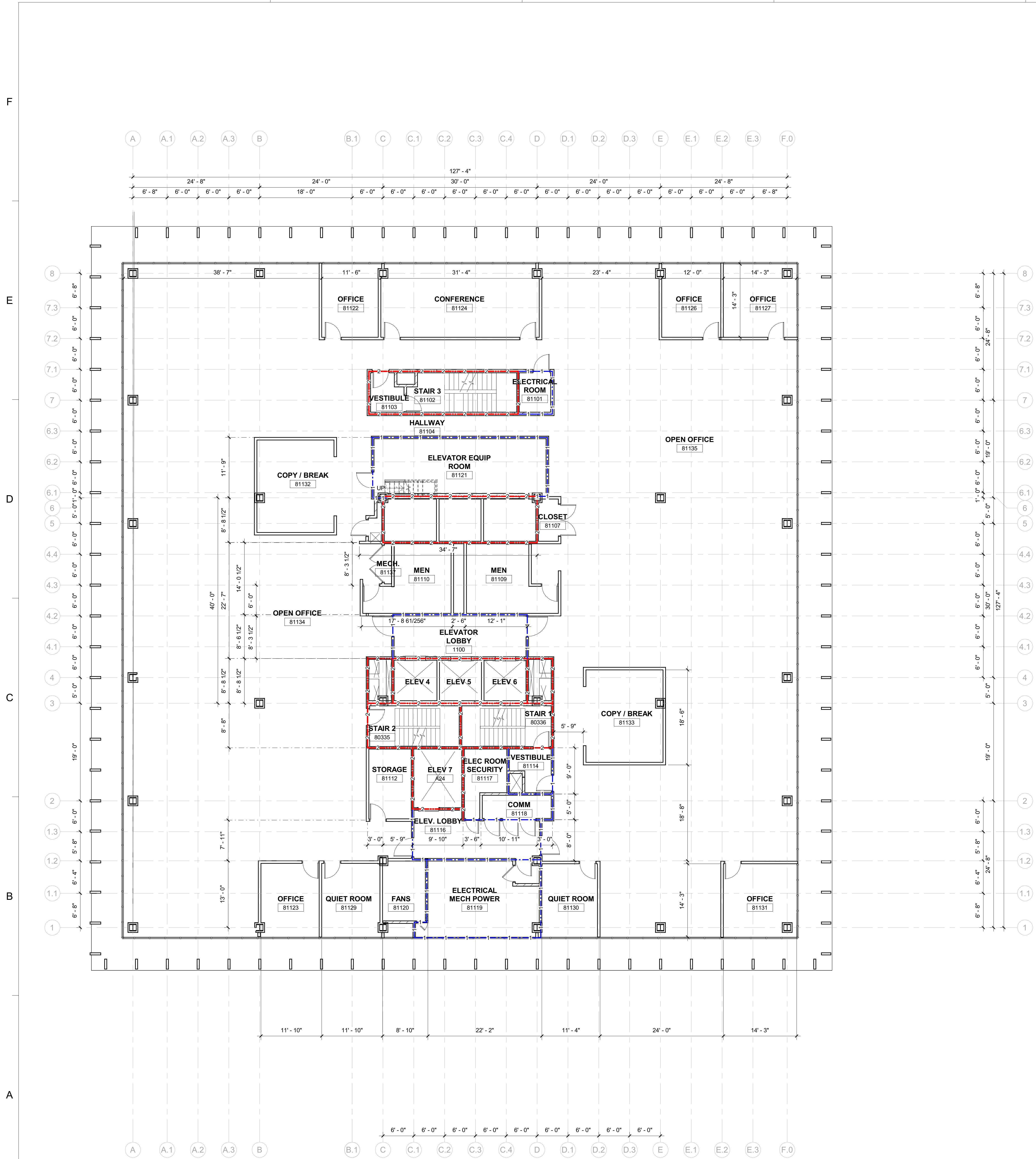
TITLE

11TH FLOOR ANNOTATION PLAN

PROJECT NO. 50137303

A-8-1-12-1

SHEET NO. ISSUE DATE: OCTOBER 25, 2024




4/25/2024 2:59:51 PM

11TH FL
 Scale: 1/8" = 1'-0"

WALL RATING LEGEND	
	1 HR RATING
	2 HR RATING

Dewberry
 Dewberry Architects Inc.
 301 N Lake Ave Suite 320
 Pasadena, CA 91101-5112
 916.239.7244 Phone
 916.239.7245 Fax


AGENCY APPROVAL



DEPARTMENT OF GENERAL SERVICES – FACILITIES MANAGEMENT DIVISION
OFFICE BUILDING 8 & 9 (039 & 045) – FIRE LIFE SAFETY UPGRADE

707 3rd Street, 3rd Floor
 West Sacramento, CA 95605
 Project Status

SEAL



DATE SIGNED: 6/30/24

SCALE

AS INDICATED

REVISIONS

NO.	DESCRIPTION	DATE

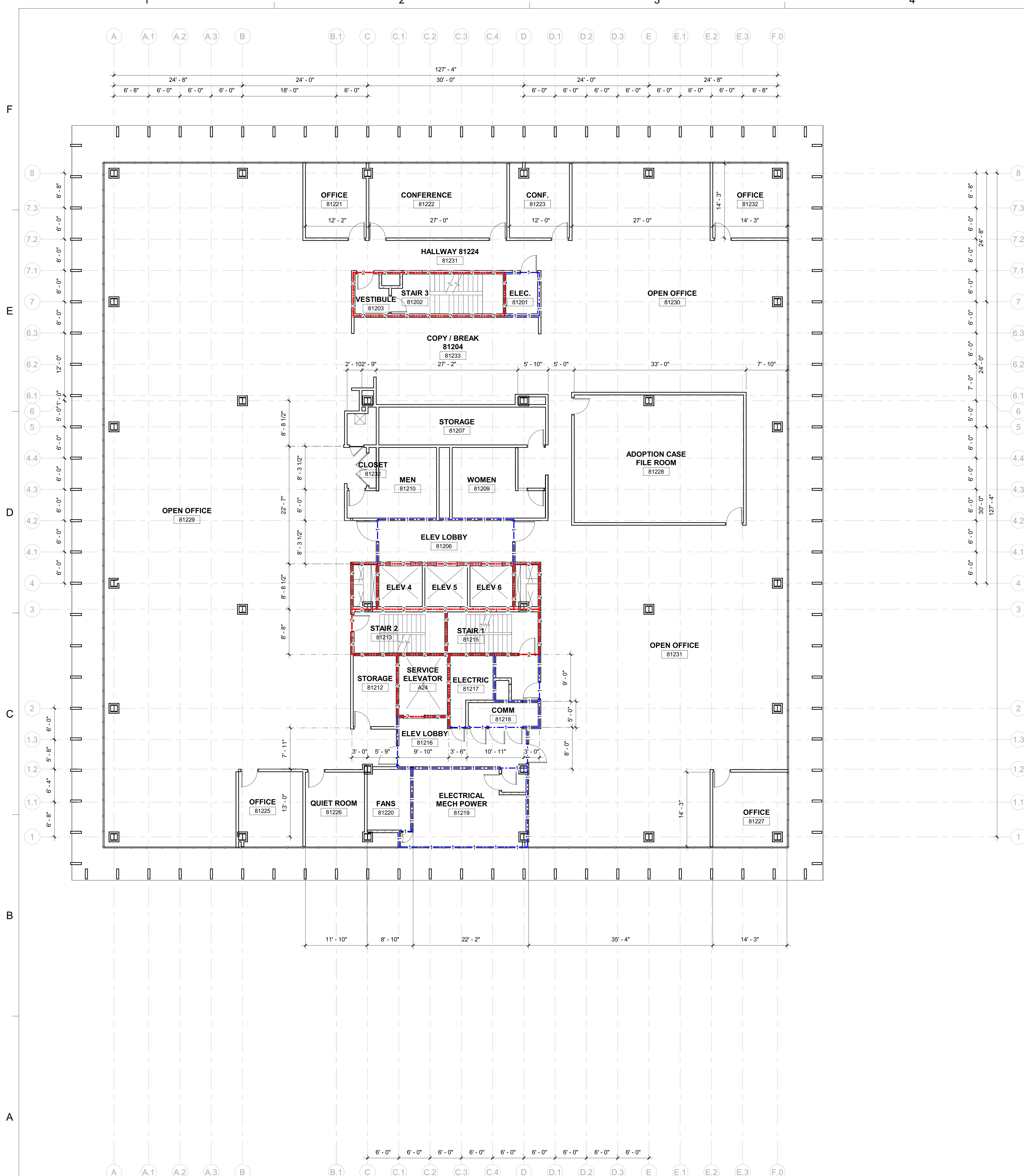
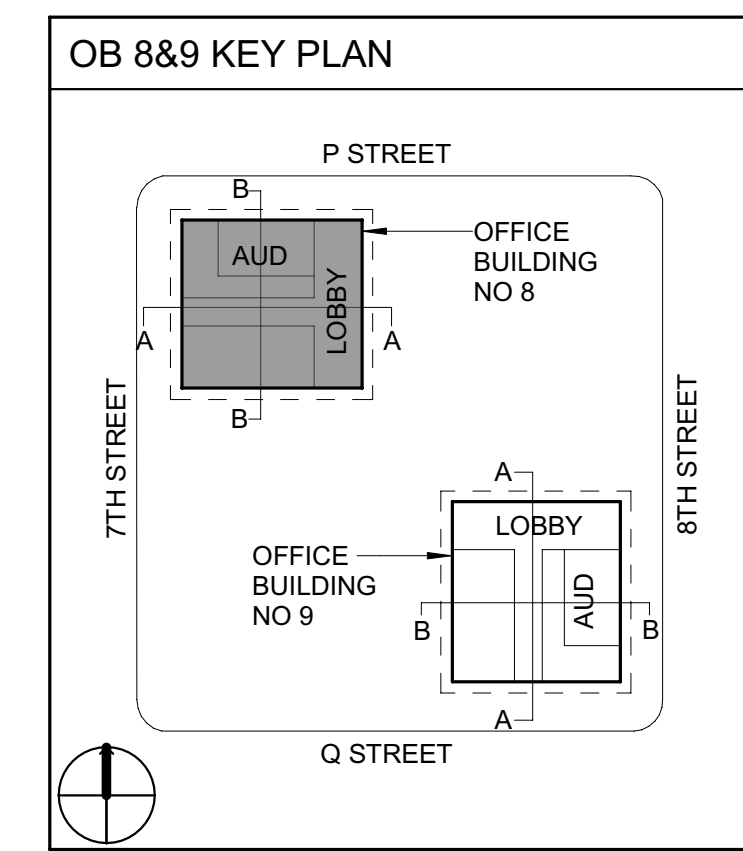
DRAWN BY _____ Author
 APPROVED BY _____ Approver
 CHECKED BY _____ Checker
 DATE _____ Issue Date

TITLE
12TH FLOOR ANNOTATION PLAN

PROJECT NO. 50137303

A-8-1-13-1

SHEET NO. ISSUE DATE: OCTOBER 25, 2024




4/25/2024 2:55:54 PM

1 12TH FL
 Scale: 1/8" = 1'-0"

WALL RATING LEGEND	
	1 HR RATING
	2 HR RATING

Dewberry
 Dewberry Architects Inc.
 301 N Lake Ave Suite 320
 Pasadena, CA 91101-5112
 916.239.7244 Phone
 916.239.7245 Fax

AGENCY APPROVAL



DEPARTMENT OF GENERAL SERVICES – FACILITIES MANAGEMENT DIVISION
OFFICE BUILDING 8 & 9 (039 & 045) – FIRE LIFE SAFETY UPGRADE

707 3rd Street, 3rd Floor
 West Sacramento, CA 95605
 Project Status

SEAL



DATE SIGNED: 6/30/24

SCALE

AS INDICATED

REVISIONS

NO.	DESCRIPTION	DATE

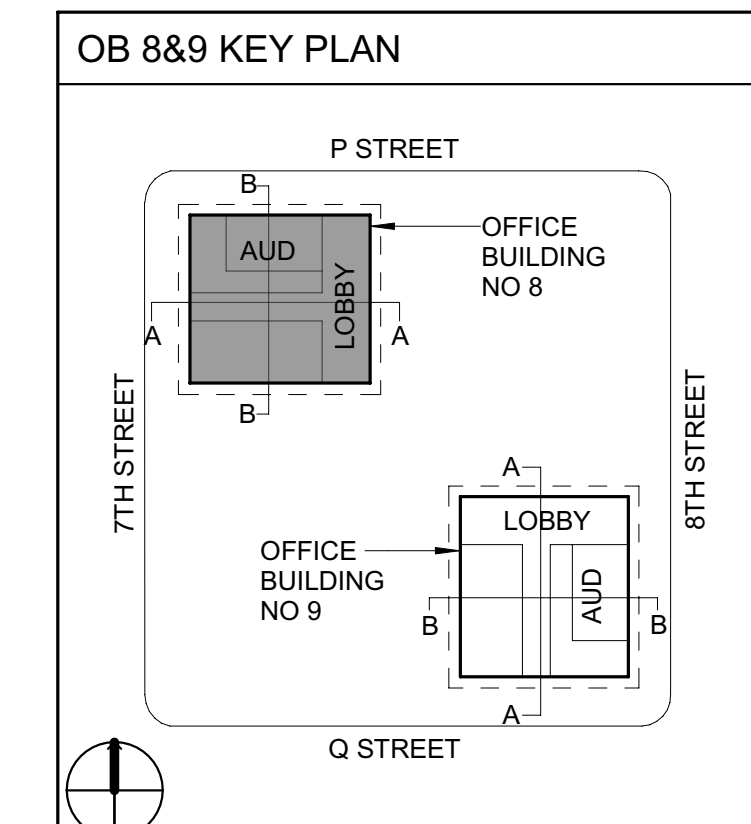
DRAWN BY _____ Author
 APPROVED BY _____ Approver
 CHECKED BY _____ Checker
 DATE _____ Issue Date

TITLE
13TH FLOOR ANNOTATION PLAN

PROJECT NO. 50137303

A-8-1-14-1

SHEET NO. ISSUE DATE: OCTOBER 25, 2024



4/25/2024 2:59:56 PM

1 13TH FL
 Scale: 1/8" = 1'-0"



WALL RATING LEGEND

	1 HR RATING
	2 HR RATING

Dewberry
 Dewberry Architects Inc.
 301 N Lake Ave Suite 320
 Pasadena, CA 91101-5112
 916.239.7244 Phone
 916.239.7245 Fax

AGENCY APPROVAL
OFFICE OF THE STATE FIRE MARSHAL
 APPROVED FIRE AND PANIC ONLY

 Approval of this plan does not authorize or approve any omission or deviation from applicable regulations. Final approval is subject to field inspection. One set of approved plans shall be available on the project site at all times.

IDENTIFICATION STAMP
 DIV. OF THE STATE ARCHITECT
 APP: 02-122924 INC.
 REVIEWED FOR
 SS FLS ACS
 DATE: 10/21/2024

DEPARTMENT OF GENERAL SERVICES – FACILITIES MANAGEMENT DIVISION
OFFICE BUILDING 8 & 9 (039 & 045) – FIRE LIFE SAFETY UPGRADE
 707 3rd Street, 3rd Floor
 West Sacramento, CA 95605
 Project Status

SEAL

 DATE SIGNED: 6/30/24

SCALE
 AS INDICATED

REVISIONS

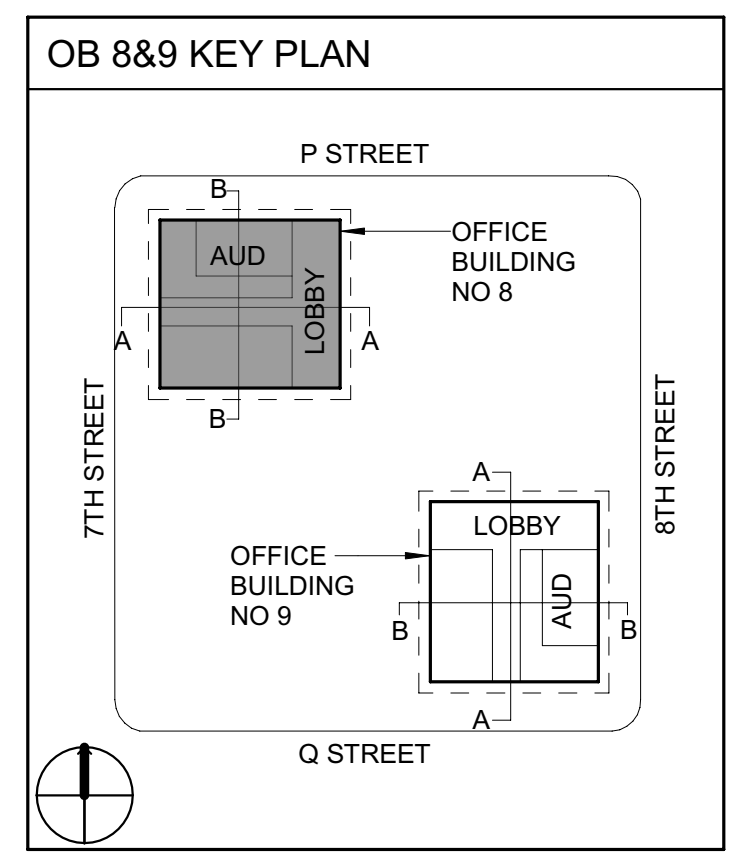
NO.	DESCRIPTION	DATE

DRAWN BY _____ Author
 APPROVED BY _____ Approver
 CHECKED BY _____ Checker
 DATE _____ Issue Date

TITLE
14TH FLOOR ANNOTATION PLAN

PROJECT NO. 50137303

A-8-1-15-1
 SHEET NO.
 ISSUE DATE: OCTOBER 25, 2024



4/25/2024 2:59:59 PM

14TH FL
 Scale: 1/8" = 1'-0"



WALL RATING LEGEND

	1 HR RATING
	2 HR RATING

Dewberry
 Dewberry Architects Inc.
 301 N Lake Ave Suite 320
 Pasadena, CA 91101-5112
 916.239.7244 Phone
 916.239.7245 Fax

AGENCY APPROVAL
OFFICE OF THE STATE FIRE MARSHAL
 APPROVED FIRE AND PANIC ONLY

 Approval of this plan does not authorize or approve any omission or deviation from applicable regulations. Final approval is subject to field inspection. One set of approved plans shall be available on the project site at all times.

IDENTIFICATION STAMP
 DIV. OF THE STATE ARCHITECT
 APP: 02-122924 INC.
 REVIEWED FOR
 SS FLS ACS
 DATE: 10/21/2024

DEPARTMENT OF GENERAL SERVICES – FACILITIES MANAGEMENT DIVISION
OFFICE BUILDING 8 & 9 (039 & 045) – FIRE LIFE SAFETY UPGRADE
 707 3rd Street, 3rd Floor
 West Sacramento, CA 95605
 Project Status

SEAL

 DATE SIGNED: 6/30/24

SCALE
 AS INDICATED

REVISIONS

NO.	DESCRIPTION	DATE

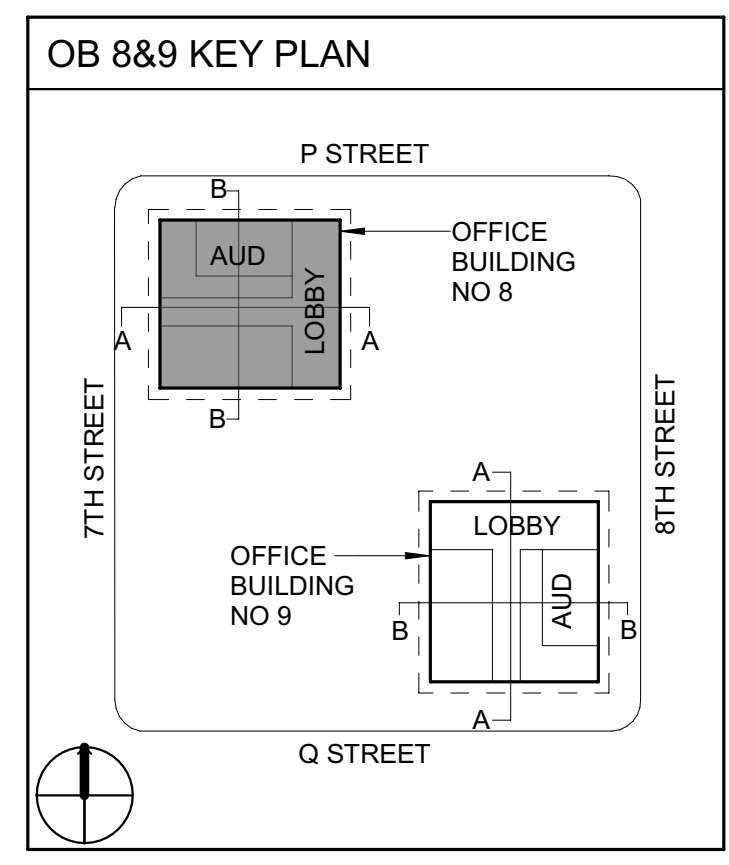
DRAWN BY _____ Author
 APPROVED BY _____ Approver
 CHECKED BY _____ Checker
 DATE _____ Issue Date

TITLE
15TH FLOOR ANNOTATION PLAN

PROJECT NO. 50137303

A-8-1-16-1

SHEET NO. ISSUE DATE: OCTOBER 25, 2024




4/25/2024 3:00:02 PM

15TH FL
 Scale: 1/8" = 1'-0"

WALL RATING LEGEND	
	1 HR RATING
	2 HR RATING

Dewberry
 Dewberry Architects Inc.
 301 N Lake Ave Suite 320
 Pasadena, CA 91103-5112
 916.239.7244 Phone
 916.239.7245 Fax

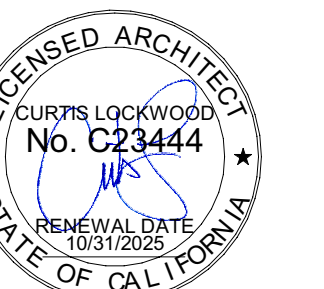
AGENCY APPROVAL



DEPARTMENT OF GENERAL SERVICES – FACILITIES MANAGEMENT DIVISION
OFFICE BUILDING 8 & 9 (039 & 045) – FIRE LIFE SAFETY UPGRADE

707 3rd Street, 3rd Floor
 West Sacramento, CA 95605
 Project Status

SEAL



DATE SIGNED: 6/30/24

SCALE

AS INDICATED

REVISIONS

NO.	DESCRIPTION	DATE

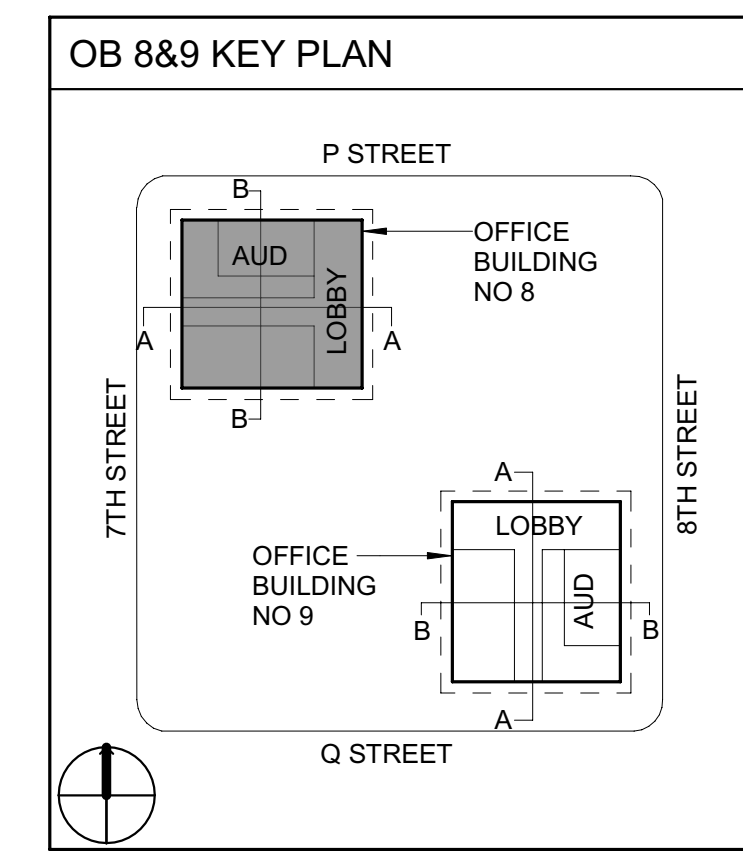
DRAWN BY _____ Author
 APPROVED BY _____ Approver
 CHECKED BY _____ Checker
 DATE _____ Issue Date

TITLE
16TH FLOOR ANNOTATION PLAN

PROJECT NO. 50137303

A-8-1-17-1

SHEET NO. ISSUE DATE: OCTOBER 25, 2024



4/25/2024 3:00:05 PM

1 16TH FL
 Scale: 1/8" = 1'-0"



WALL RATING LEGEND

	1 HR RATING
	2 HR RATING

Dewberry
 Dewberry Architects Inc.
 301 N Lake Ave Suite 320
 Pasadena, CA 91101-5112
 916.239.7244 Phone
 916.239.7245 Fax

AGENCY APPROVAL

OFFICE OF THE STATE FIRE MARSHAL
 APPROVED FIRE AND PANIC ONLY

07/01/24
 23-6535
 E
 SINCE 1885

Approval of this plan does not authorize or approve any omission or deviation from applicable regulations. Final approval is subject to field inspection. One set of approved plans shall be available on the project site at all times.

IDENTIFICATION STAMP
 DIV. OF THE STATE ARCHITECT
 APP: 02-122924 INC.
 REVIEWED FOR
 SS FLS ACS
 DATE: 10/21/2024

DEPARTMENT OF GENERAL SERVICES – FACILITIES MANAGEMENT DIVISION
OFFICE BUILDING 8 & 9 (039 & 045) – FIRE LIFE SAFETY UPGRADE
 707 3rd Street, 3rd Floor
 West Sacramento, CA 95605
 Project Status

SEAL

DATE SIGNED: 6/30/24

SCALE: AS INDICATED

REVISIONS

NO.	DESCRIPTION	DATE

DRAWN BY: _____ Author
 APPROVED BY: _____ Approver
 CHECKED BY: _____ Checker
 DATE: _____ Issue Date

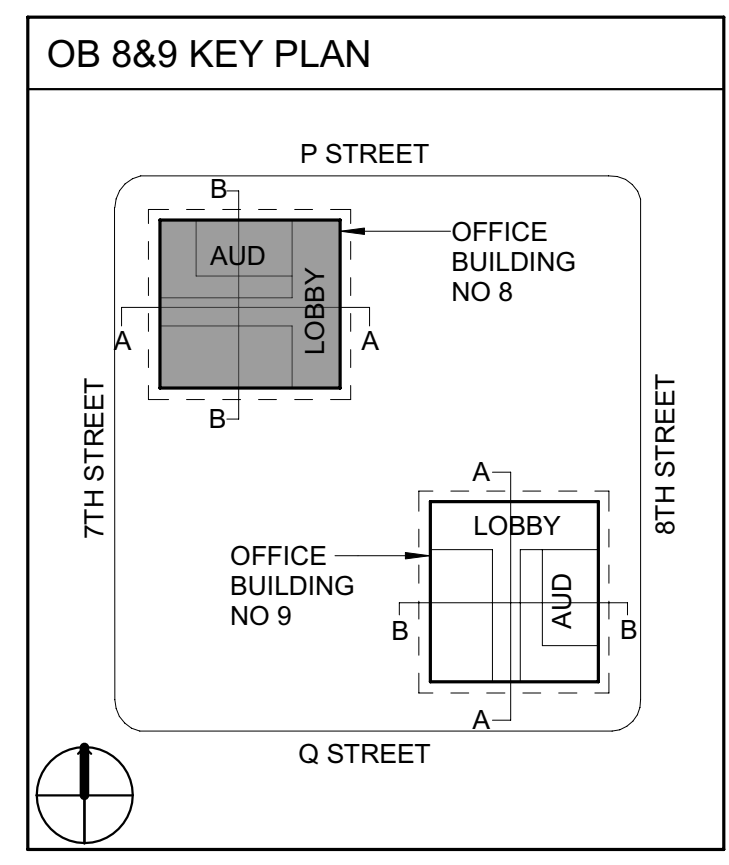
TITLE

17TH FLOOR ANNOTATION PLAN

PROJECT NO. 50137303



A-8-1-18-1

SHEET NO. ISSUE DATE: OCTOBER 25, 2024



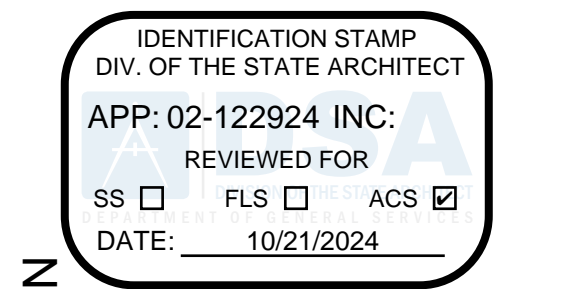
4/25/2024 3:00:05 PM

17TH FL
 Scale: 1/8" = 1'-0"

WALL RATING LEGEND	
	1 HR RATING
	2 HR RATING

Dewberry
 Dewberry Architects Inc.
 301 N Lake Ave, Suite 320
 Pasadena, CA 91101-5112
 916.239.7244 Phone
 916.239.7245 Fax

AGENCY APPROVAL



DEPARTMENT OF GENERAL SERVICES - FACILITIES MANAGEMENT DIVISION
 OFFICE BUILDING 8 & 9 (039 & 045) - FIRE LIFE SAFETY
 UPGRADE
 707 3rd Street, 3rd Floor
 West Sacramento, CA 95605
 Project Status

SEAL



DATE SIGNED: 6/30/24

SCALE

AS INDICATED

REVISIONS

NO.	DESCRIPTION	DATE

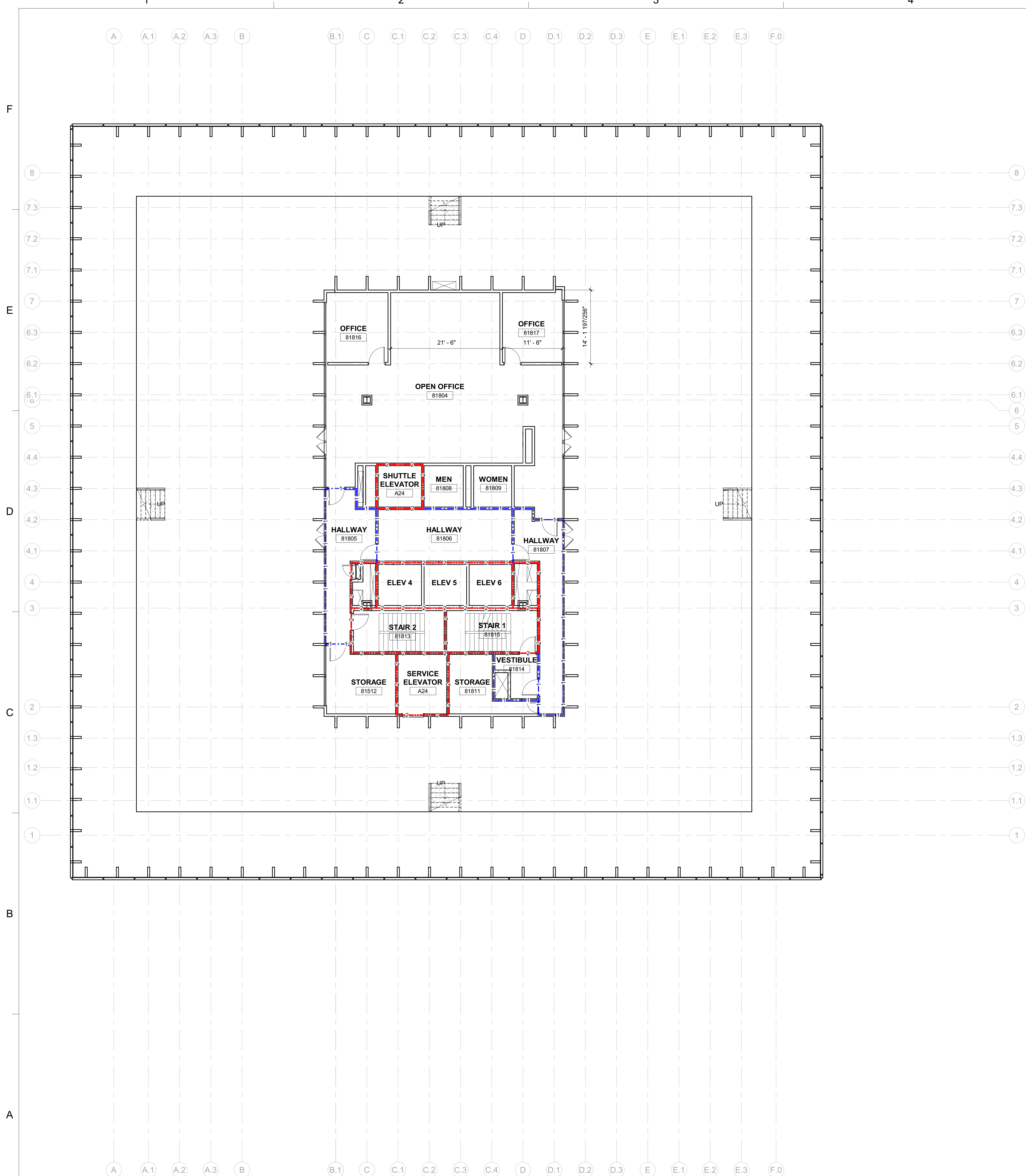
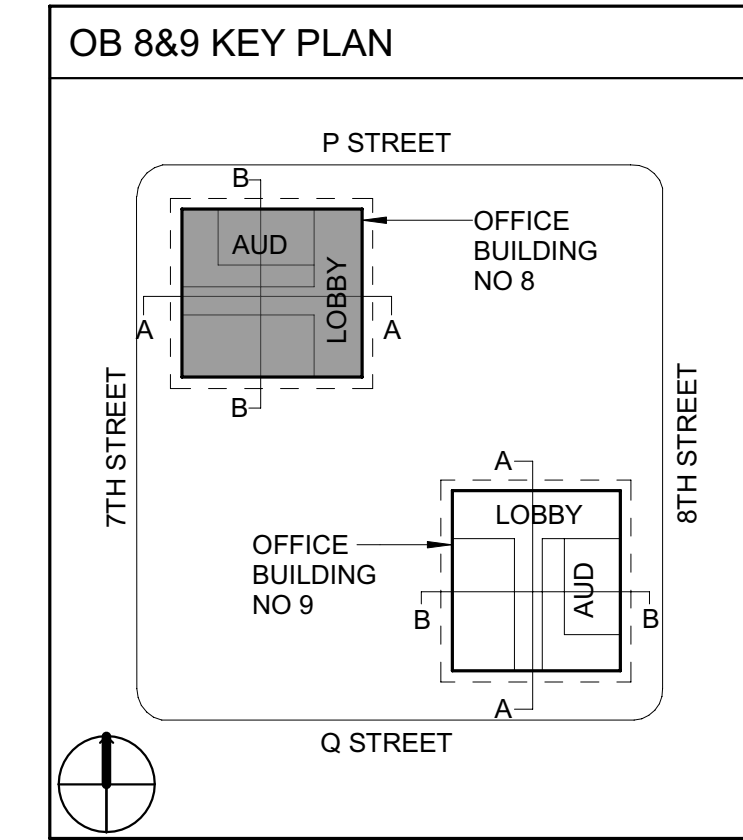
DRAWN BY _____ Author
 APPROVED BY _____ Approver
 CHECKED BY _____ Checker
 DATE _____ Issue Date

TITLE
18TH FLOOR - OBSERVATION DECK PLAN

PROJECT NO. 50137303



A-8-1-19-1

SHEET NO. ISSUE DATE: OCTOBER 25, 2024

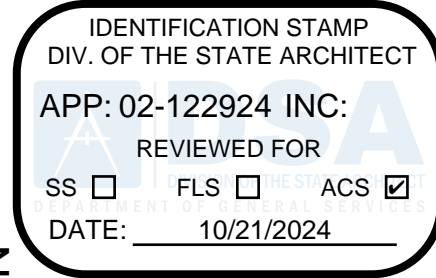


4/25/2024 3:05:10 PM

1 PENTHOUSE PL / OBSERVATION DECK
 Scale: 1/8" = 1'-0"

WALL RATING LEGEND	
	1 HR RATING
	2 HR RATING

Dewberry
 Dewberry Architects Inc.
 301 N Lake Ave, Suite 320
 Pasadena, CA 91101-5112
 916.239.7244 Phone
 916.239.7245 Fax



DEPARTMENT OF GENERAL SERVICES – FACILITIES MANAGEMENT DIVISION
OFFICE BUILDING 8 & 9 (039 & 045) – FIRE LIFE SAFETY UPGRADE
 707 3rd Street, 3rd Floor
 West Sacramento, CA 95605
 Project Status



SCALE
 AS INDICATED

REVISIONS

NO.	DESCRIPTION	DATE

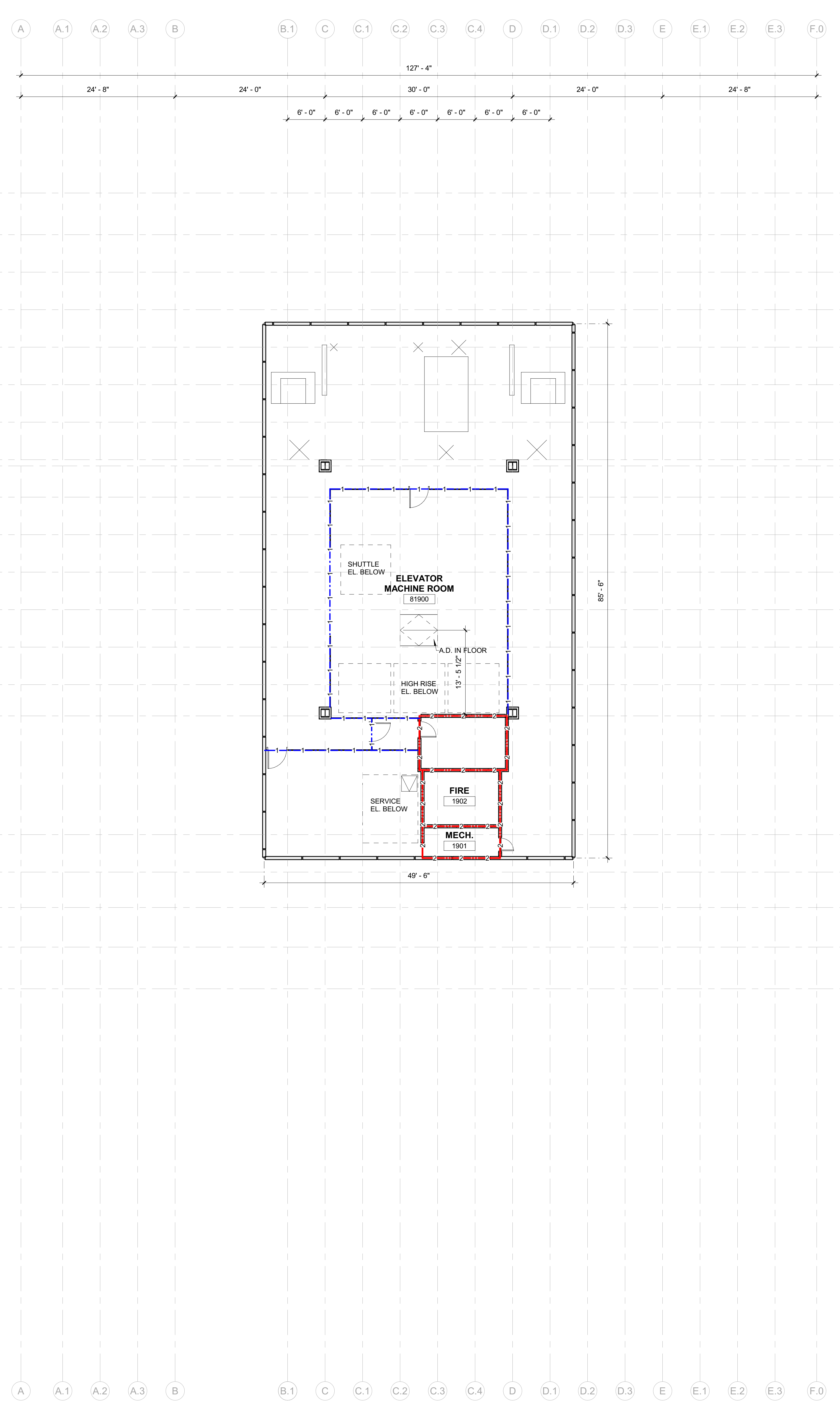
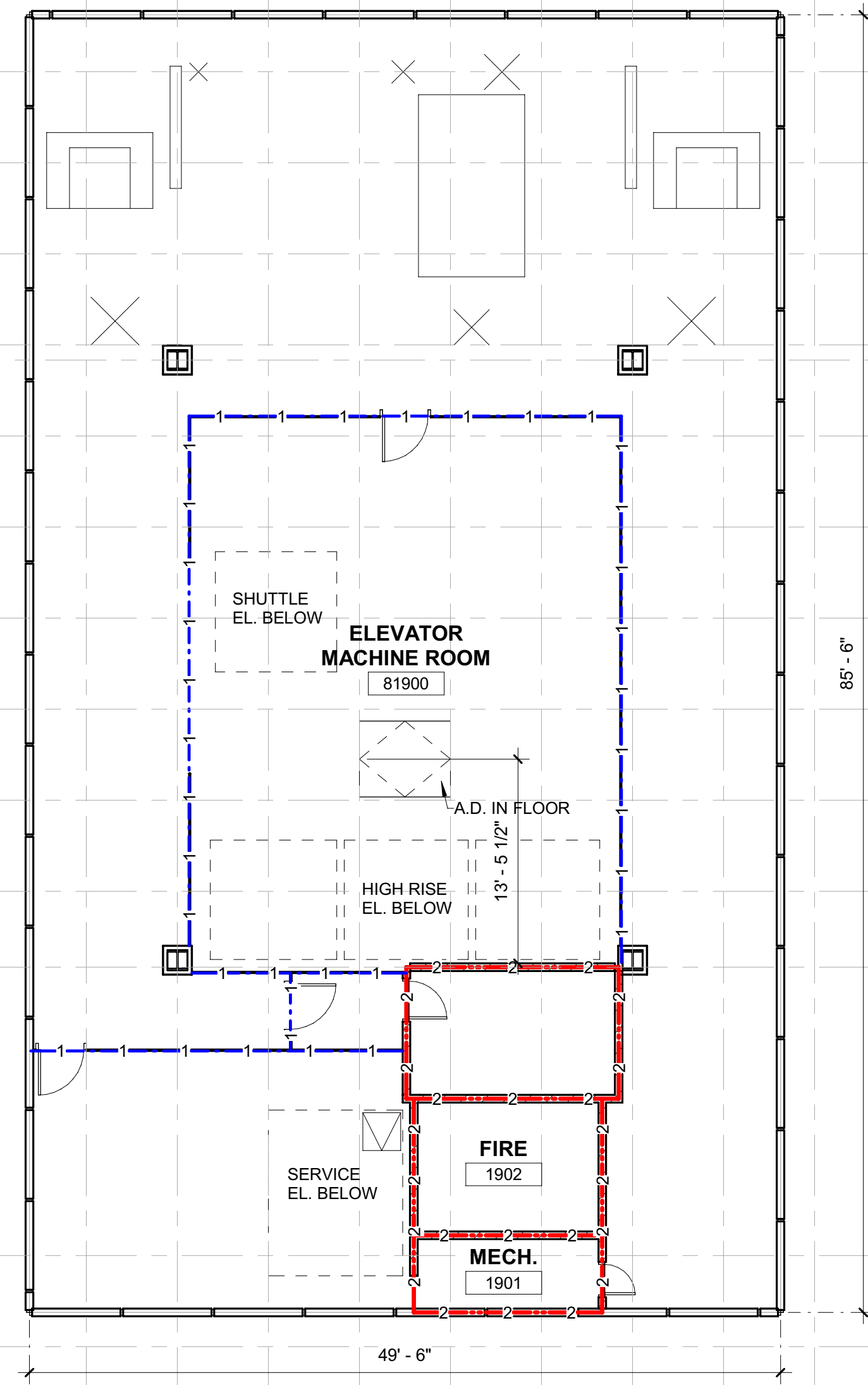
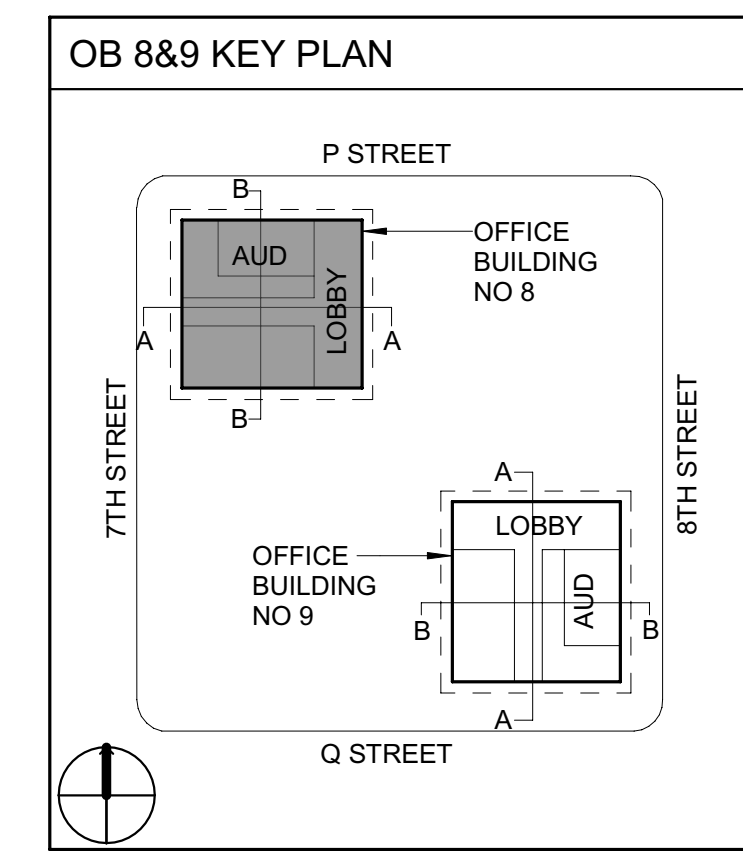
DRAWN BY _____ Author
 APPROVED BY _____ Approver
 CHECKED BY _____ Checker
 DATE _____ Issue Date

TITLE
MACHINE ROOM FLOOR ANNOTATION PLAN

PROJECT NO. 50137303

A-8-1-20-1

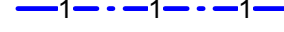

SHEET NO. ISSUE DATE: OCTOBER 25, 2024



4/25/2024 3:00:11 PM

1 MACH RM FL
 Scale: 1/8" = 1'-0"

1 2 3 4 5 6

WALL RATING LEGEND	
	1 HR RATING
	2 HR RATING

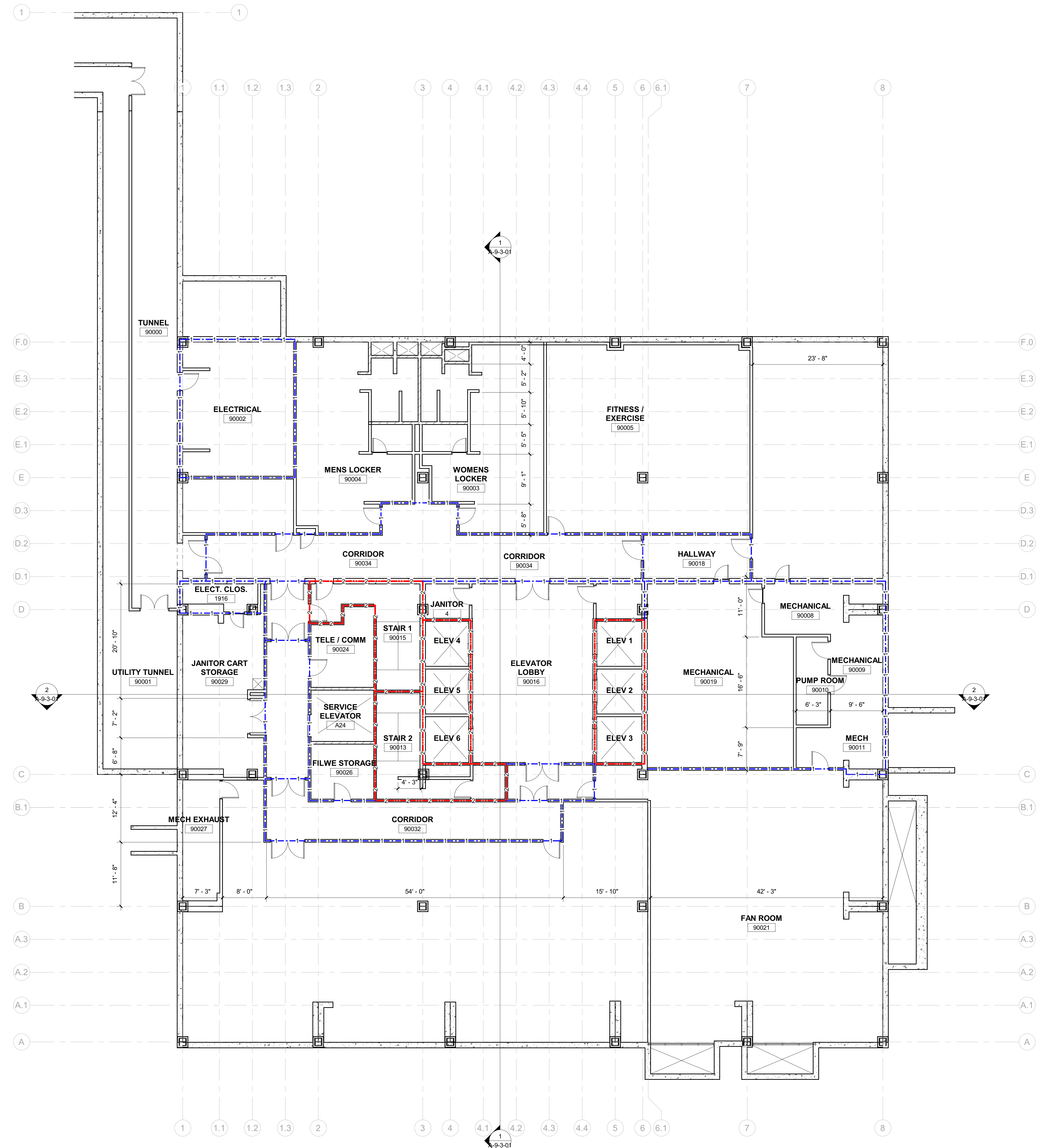
Dewberry
 Dewberry Architects Inc.
 301 N Lake Ave Suite 320
 Pasadena, CA 91101-5112
 916.239.7244 Phone
 916.239.7245 Fax

AGENCY APPROVAL
OFFICE OF THE STATE FIRE MARSHAL
APPROVED FIRE AND PANIC ONLY


 Approval of this plan does not authorize or approve any omission or deviation from applicable regulations. Final approval is subject to field inspection. One set of approved plans shall be available on the project site at all times.

IDENTIFICATION STAMP
 DIV. OF THE STATE ARCHITECT
 APP: 02-122924 INC.
 REVIEWED FOR
 SS FLS ACS
 DATE: 10/21/2024

DEPARTMENT OF GENERAL SERVICES – FACILITIES MANAGEMENT DIVISION
OFFICE BUILDING 8 & 9 (039 & 045) – FIRE LIFE SAFETY UPGRADE
 744 P STREET,
 SACRAMENTO, CA 95814
 CONSTRUCTION DOCUMENTS



1 BASEMENT PLAN
 Scale: 1/8" = 1'-0"

SEAL

 DATE SIGNED: 6/30/24

SCALE
 AS INDICATED

REVISIONS

NO.	DESCRIPTION	DATE

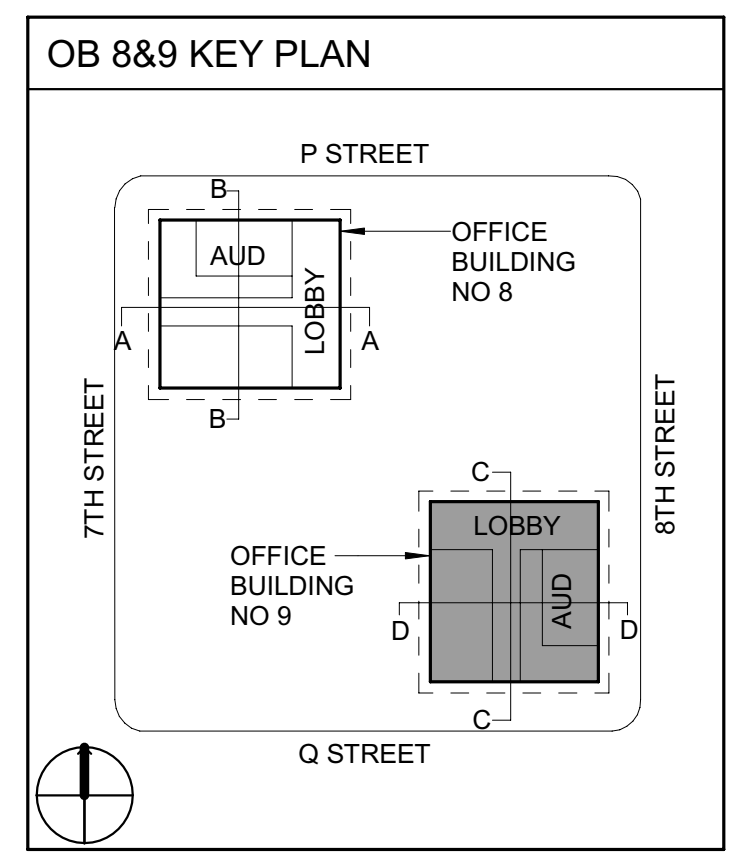
DRAWN BY: EW
 APPROVED BY: CL
 CHECKED BY: CL
 DATE: Issue Date
 TITLE

BASEMENT ANNOTATION PLAN

PROJECT NO. 50137303

A-9-1-01-1

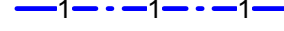

SHEET NO. ISSUE DATE: OCTOBER 25, 2024



4/25/2024 2:40:43 PM

1 2 3 4 5 6

WALL RATING LEGEND

	1 HR RATING
	2 HR RATING

Dewberry
 Dewberry Architects Inc.
 301 N Lake Ave Suite 320
 Pasadena, CA 91101-5112
 916.239.7244 Phone
 916.239.7245 Fax

AGENCY APPROVAL

OFFICE OF THE STATE FIRE MARSHAL
 APPROVED FIRE AND PANIC ONLY


07/01/24
 23-65351
 SINCE 1885

Approval of this plan does not authorize or approve any omission or deviation from applicable regulations. Final approval is subject to field inspection. One set of approved plans shall be available on the project site at all times.

IDENTIFICATION STAMP
 DIV. OF THE STATE ARCHITECT
 APP: 02-122924 INC.
 REVIEWED FOR
 SS FLS ACS
 DATE: 10/21/2024

DEPARTMENT OF GENERAL SERVICES – FACILITIES MANAGEMENT DIVISION
OFFICE BUILDING 8 & 9 (039 & 045) – FIRE LIFE SAFETY UPGRADE
 744 P STREET,
 SACRAMENTO, CA 95814
 CONSTRUCTION DOCUMENTS

SEAL


 CURTIS LOCKWOOD
 No. C23444
 EXPIRES 12/31/2025
 STATE OF CALIFORNIA

DATE SIGNED: 6/30/24

SCALE AS INDICATED

REVISIONS

NO.	DESCRIPTION	DATE

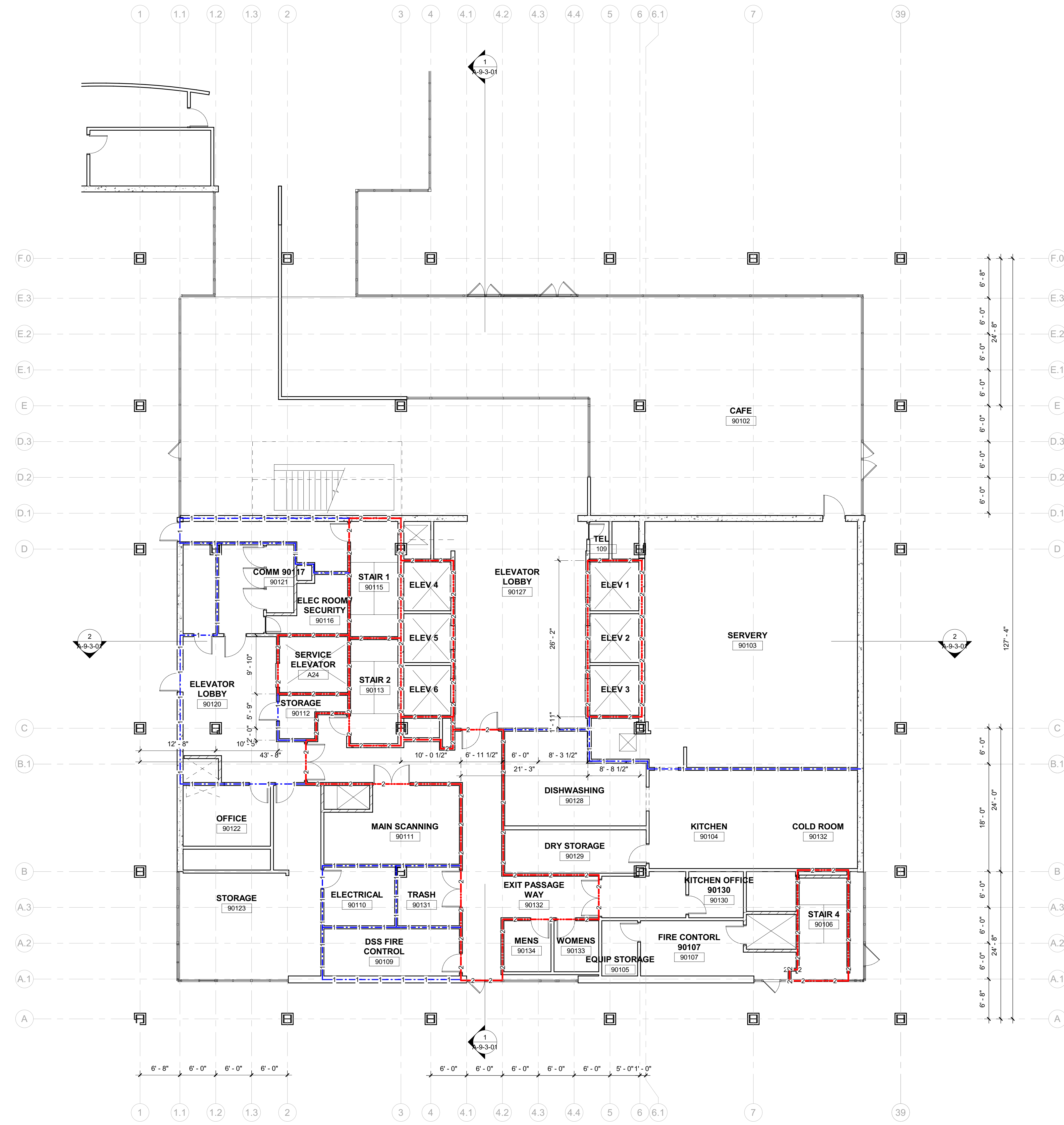
DRAWN BY EW
 APPROVED BY CL
 CHECKED BY CL
 DATE Issue Date

TITLE
1ST FLOOR ANNOTATION PLAN

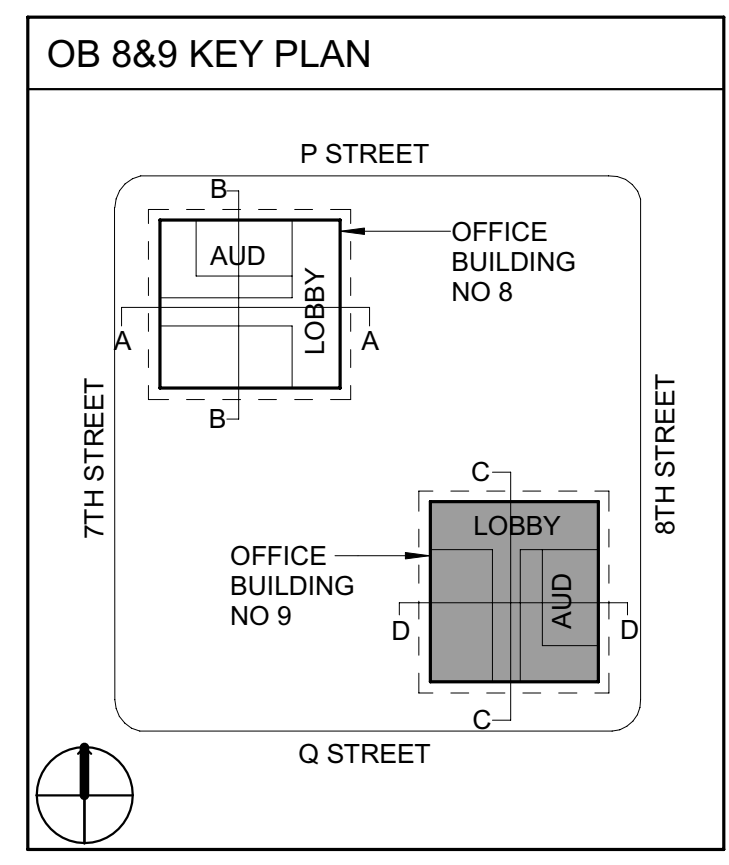
PROJECT NO. 50137303

A-9-1-02-1

SHEET NO. ISSUE DATE: OCTOBER 25, 2024



1 1ST FL
 Scale: 1/8" = 1'-0"

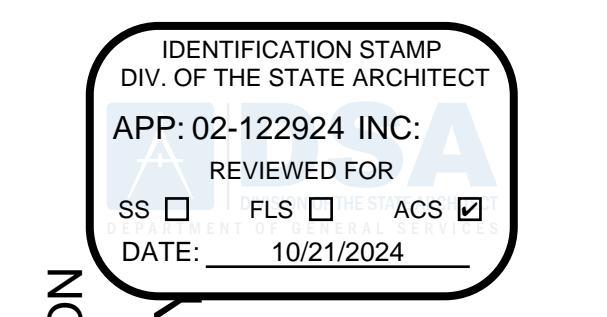


4/25/2024 2:46:46 PM


1 2 3 4 5 6

WALL RATING LEGEND	
	1 HR RATING
	2 HR RATING

Dewberry
 Dewberry Architects Inc.
 301 N Lake Ave Suite 320
 Pasadena, CA 91101-5112
 916.239.7244 Phone
 916.239.7245 Fax



DEPARTMENT OF GENERAL SERVICES – FACILITIES MANAGEMENT DIVISION
OFFICE BUILDING 8 & 9 (039 & 045) – FIRE LIFE SAFETY UPGRADE
 744 P STREET,
 SACRAMENTO, CA 95814
 CONSTRUCTION DOCUMENTS



SCALE AS INDICATED

REVISIONS

NO.	DESCRIPTION	DATE

DRAWN BY EW
 APPROVED BY CL
 CHECKED BY CL
 DATE Issue Date

TITLE
2ND FLOOR ANNOTATION PLAN

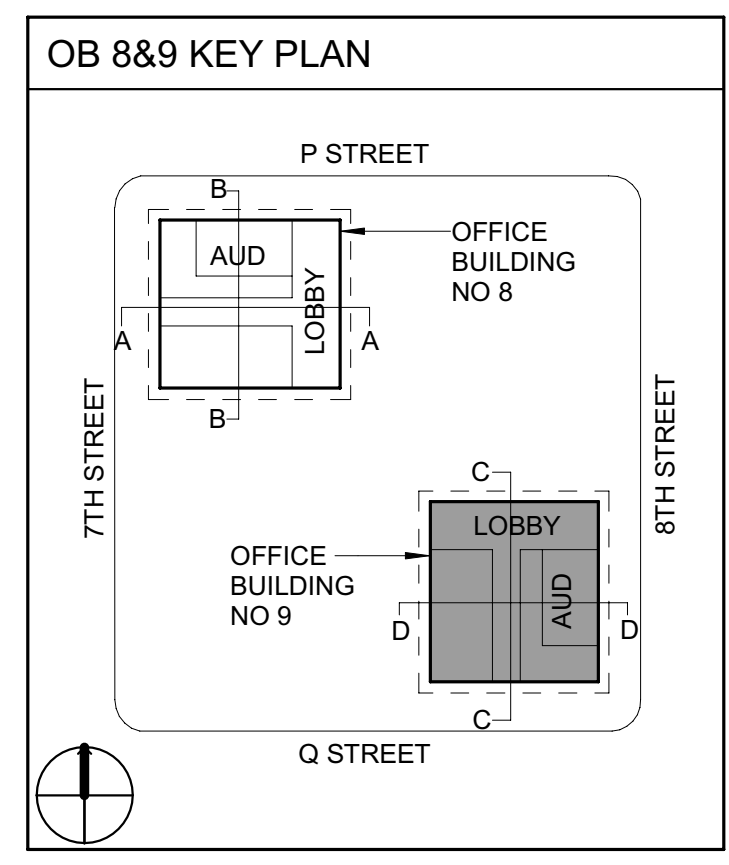
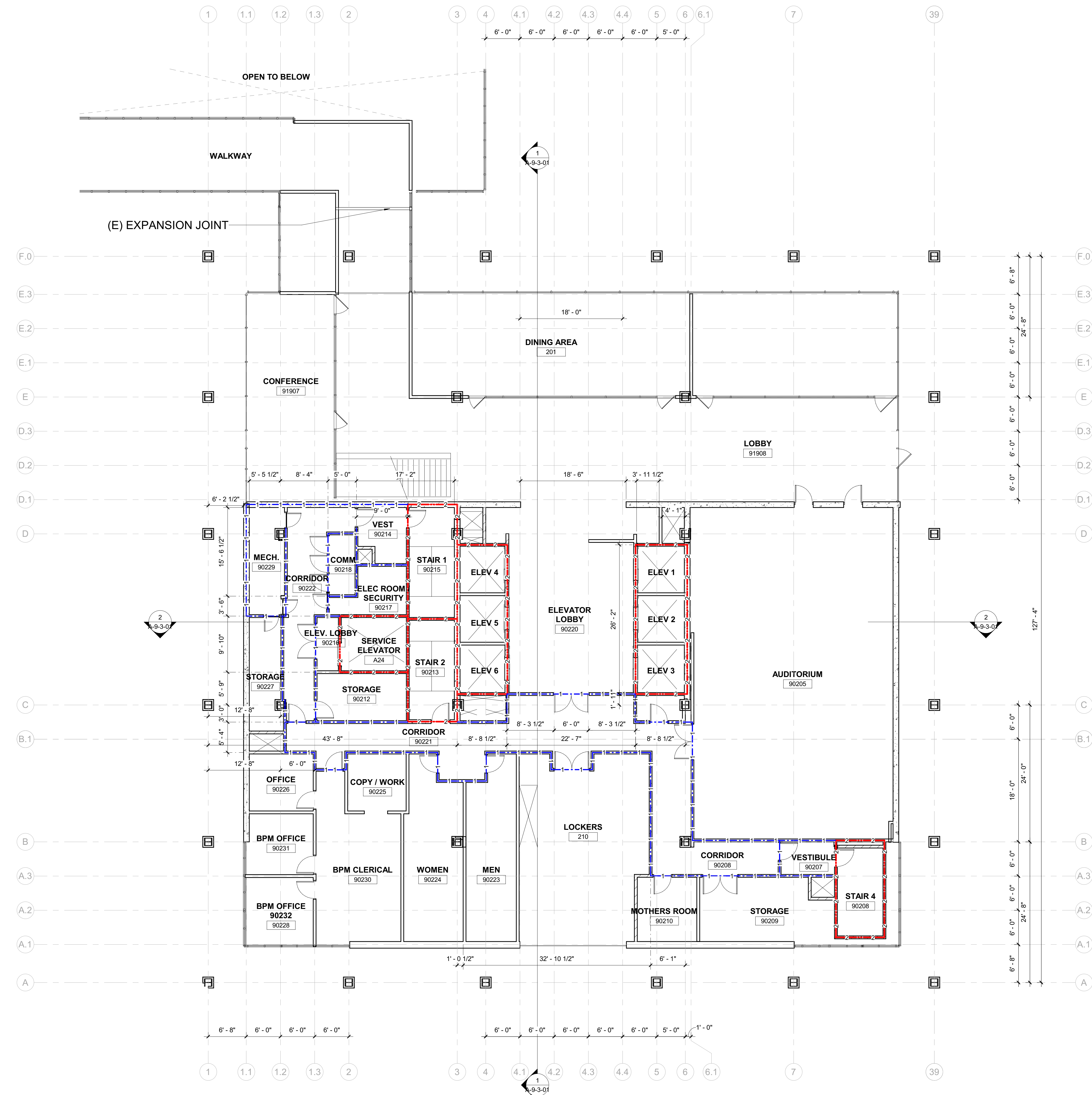
PROJECT NO. 50137303

A-9-1-03-1

SHEET NO. ISSUE DATE: OCTOBER 25, 2024



F
E
D
C
B
A

4/25/2024 2:46:46 PM

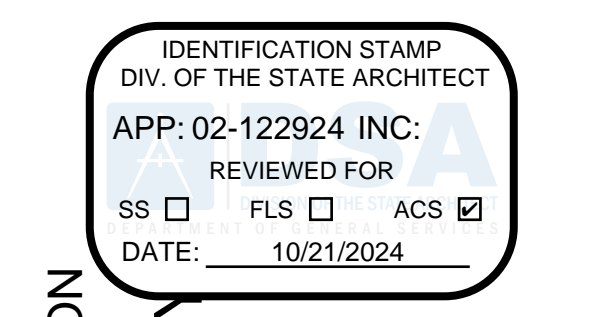


1 2 3 4 5 6


WALL RATING LEGEND

	1 HR RATING
	2 HR RATING

Dewberry
 Dewberry Architects Inc.
 301 N Lake Ave Suite 320
 Pasadena, CA 91101-5112
 916.239.7244 Phone
 916.239.7245 Fax



DEPARTMENT OF GENERAL SERVICES – FACILITIES MANAGEMENT DIVISION
OFFICE BUILDING 8 & 9 (039 & 045) – FIRE LIFE SAFETY UPGRADE
 744 P STREET,
 SACRAMENTO, CA 95814
 CONSTRUCTION DOCUMENTS



SCALE
 AS INDICATED

REVISIONS

NO.	DESCRIPTION	DATE

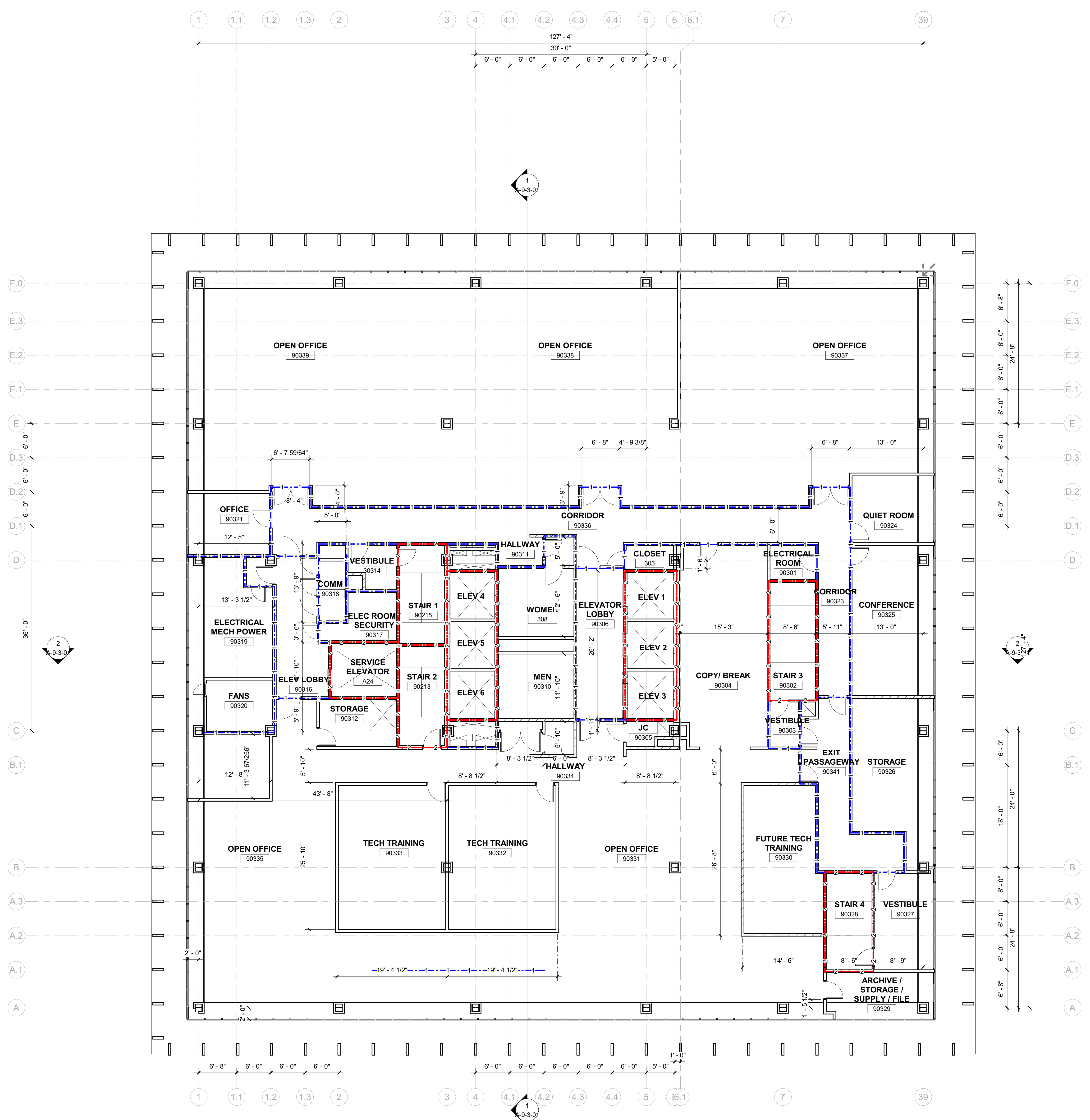
DRAWN BY: EW
 APPROVED BY: CL
 CHECKED BY: CL
 DATE: Issue Date

3RD FLOOR ANNOTATION PLAN

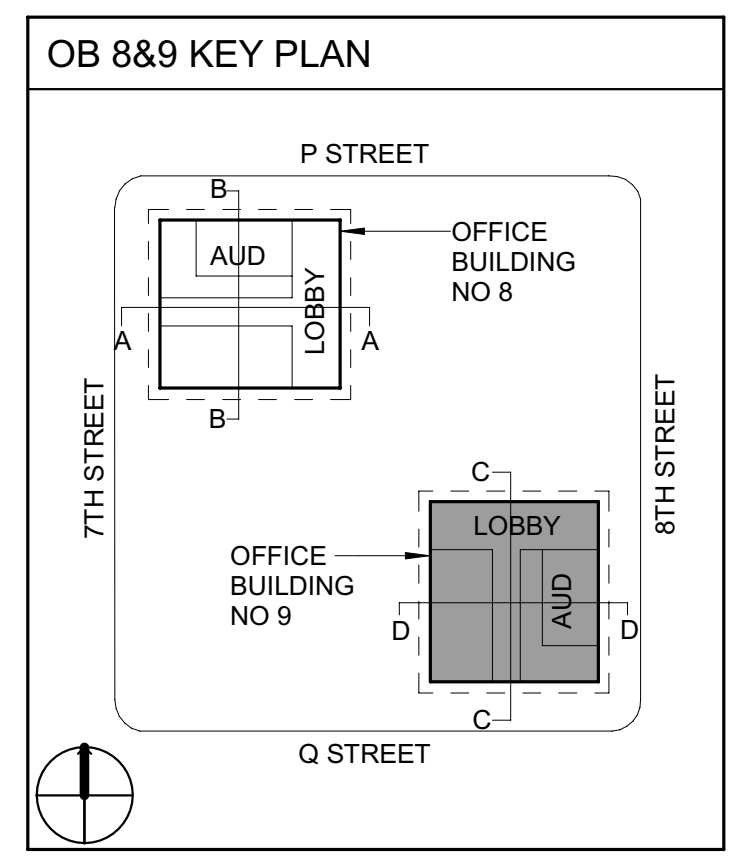
PROJECT NO. 50137303

A-9-1-04-1

SHEET NO. ISSUE DATE: OCTOBER 25, 2024



1 3RD FL
 Scale: 1/8" = 1'-0"



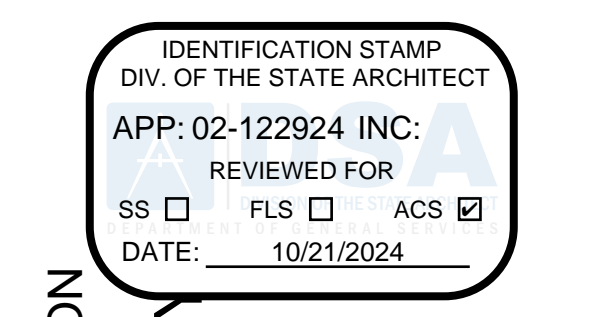
4/25/2024 2:40:45 PM

1 2 3 4 5 6


WALL RATING LEGEND

	1 HR RATING
	2 HR RATING

Dewberry
 Dewberry Architects Inc.
 301 N Lake Ave, Suite 320
 Pasadena, CA 91101-5112
 916.239.7244 Phone
 916.239.7245 Fax



DEPARTMENT OF GENERAL SERVICES – FACILITIES MANAGEMENT DIVISION
OFFICE BUILDING 8 & 9 (039 & 045) – FIRE LIFE SAFETY UPGRADE
 744 P STREET,
 SACRAMENTO, CA 95814
 CONSTRUCTION DOCUMENTS



SCALE: AS INDICATED

REVISIONS

NO.	DESCRIPTION	DATE

DRAWN BY: EW
 APPROVED BY: CL
 CHECKED BY: CL
 DATE: Issue Date

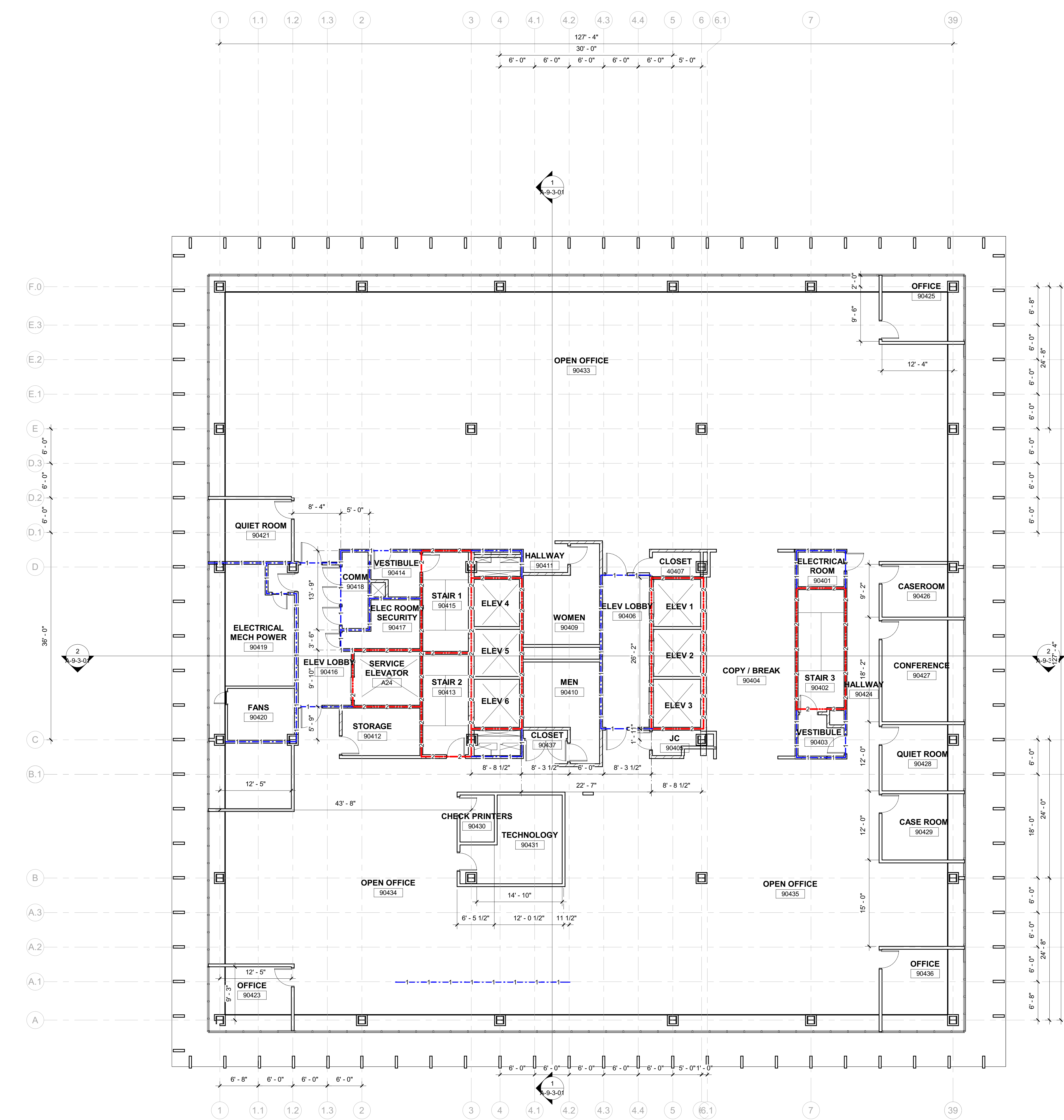
TITLE
4TH FLOOR ANNOTATION PLAN

PROJECT NO. 50137303

A-9-1-05-1

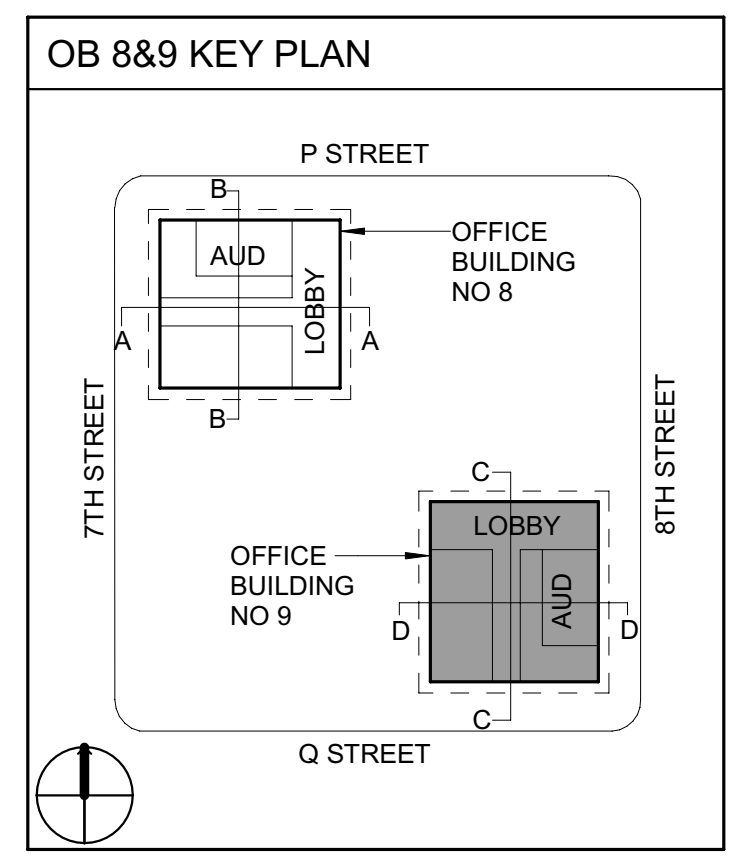
SHEET NO. ISSUE DATE: OCTOBER 25, 2024

F
E
D
C
B
A





4/25/2024 2:40:52 PM

1 4TH FL
 Scale: 1/8" = 1'-0"



1 2 3 4 5 6

WALL RATING LEGEND	
	1 HR RATING
	2 HR RATING

Dewberry
 Dewberry Architects Inc.
 301 N Lake Ave, Suite 320
 Pasadena, CA 91101-5112
 916.239.7244 Phone
 916.239.7245 Fax

AGENCY APPROVAL
OFFICE OF THE STATE FIRE MARSHAL
APPROVED FIRE AND PANIC ONLY

 Approval of this plan does not authorize or approve any omission or deviation from applicable regulations. Final approval is subject to field inspection. One set of approved plans shall be available on the project site at all times.

IDENTIFICATION STAMP
 DIV. OF THE STATE ARCHITECT
 APP: 02-122924 INC.
 REVIEWED FOR
 SS FLS ACS
 DATE: 10/21/2024

DEPARTMENT OF GENERAL SERVICES – FACILITIES MANAGEMENT DIVISION
OFFICE BUILDING 8 & 9 (039 & 045) – FIRE LIFE SAFETY UPGRADE
 744 P STREET,
 SACRAMENTO, CA 95814
 CONSTRUCTION DOCUMENTS

SEAL

 DATE SIGNED: 6/30/24

SCALE
 AS INDICATED

REVISIONS

NO.	DESCRIPTION	DATE

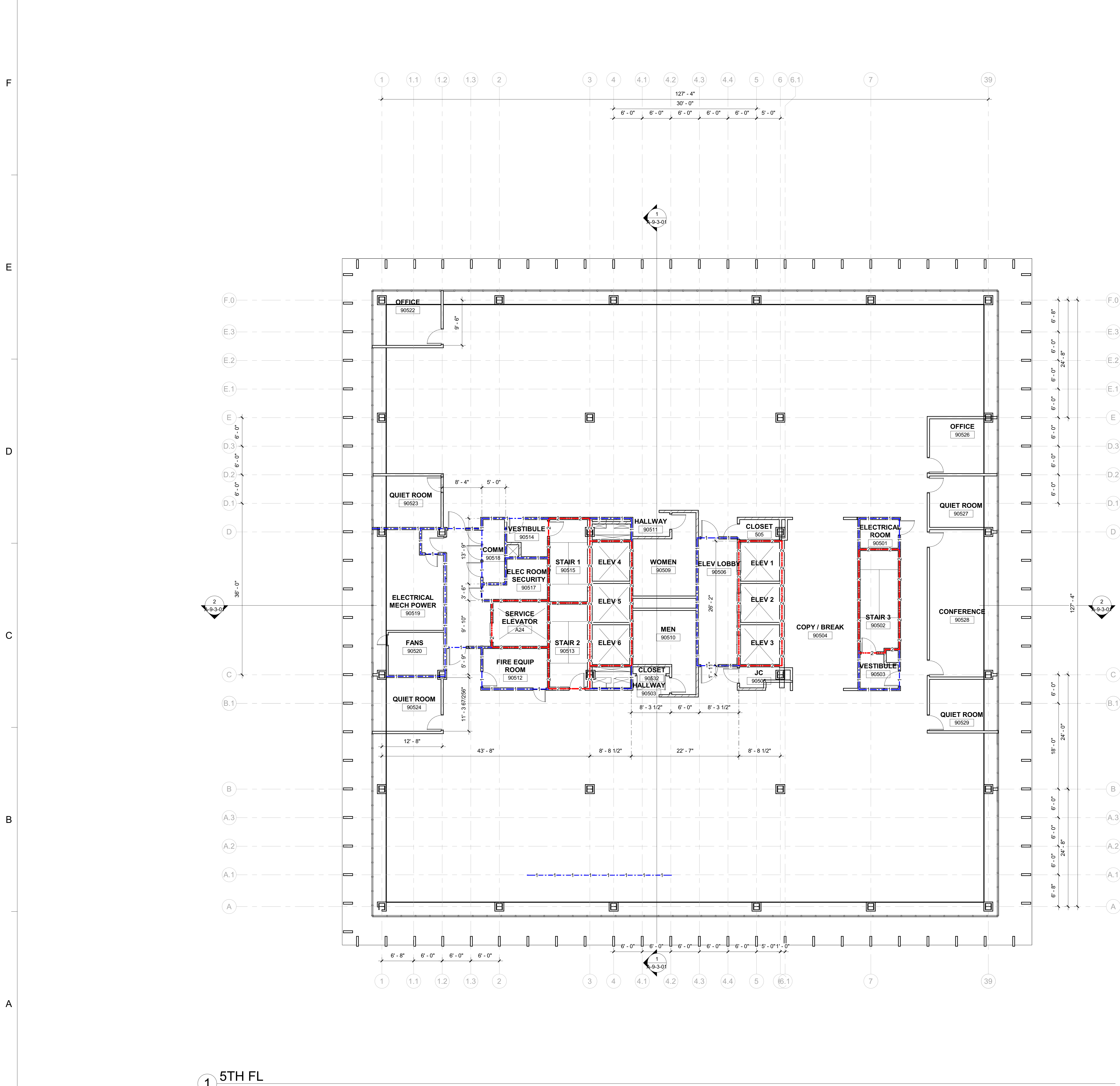
DRAWN BY _____ EW
 APPROVED BY _____ CL
 CHECKED BY _____ CL
 DATE _____ Issue Date

TITLE
5TH FLOOR ANNOTATION PLAN

PROJECT NO. 50137303

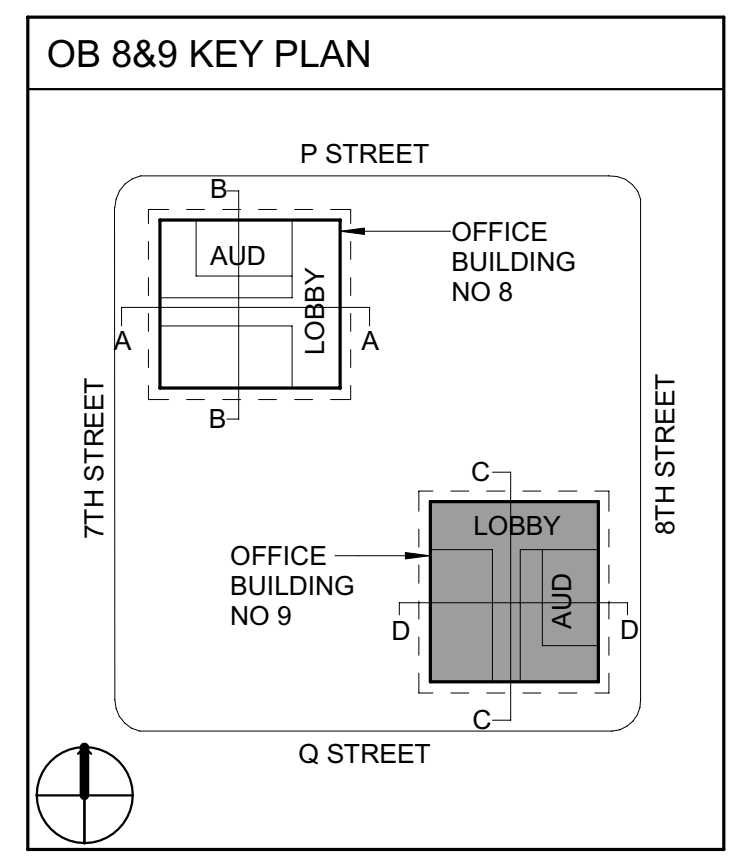
A-9-1-06-1

SHEET NO. _____ ISSUE DATE: OCTOBER 25, 2024



4/25/2024 2:40:55 PM

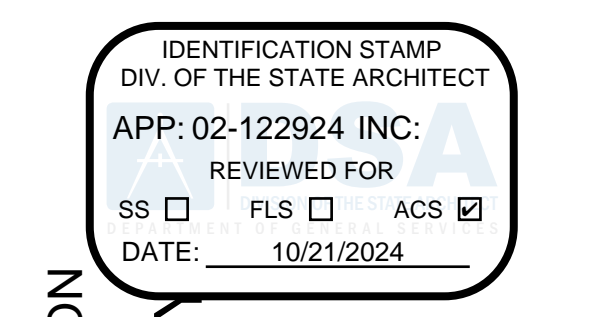
1 5TH FL
 Scale: 1/8" = 1'-0"




1 2 3 4 5 6

WALL RATING LEGEND	
	1 HR RATING
	2 HR RATING

Dewberry
 Dewberry Architects Inc.
 301 N Lake Ave Suite 320
 Pasadena, CA 91101-5112
 916.239.7244 Phone
 916.239.7245 Fax



DEPARTMENT OF GENERAL SERVICES – FACILITIES MANAGEMENT DIVISION
OFFICE BUILDING 8 & 9 (039 & 045) – FIRE LIFE SAFETY UPGRADE
 744 P STREET,
 SACRAMENTO, CA 95814
 CONSTRUCTION DOCUMENTS



SCALE: AS INDICATED

REVISIONS

NO.	DESCRIPTION	DATE

DRAWN BY: EW
 APPROVED BY: CL
 CHECKED BY: CL
 DATE: Issue Date

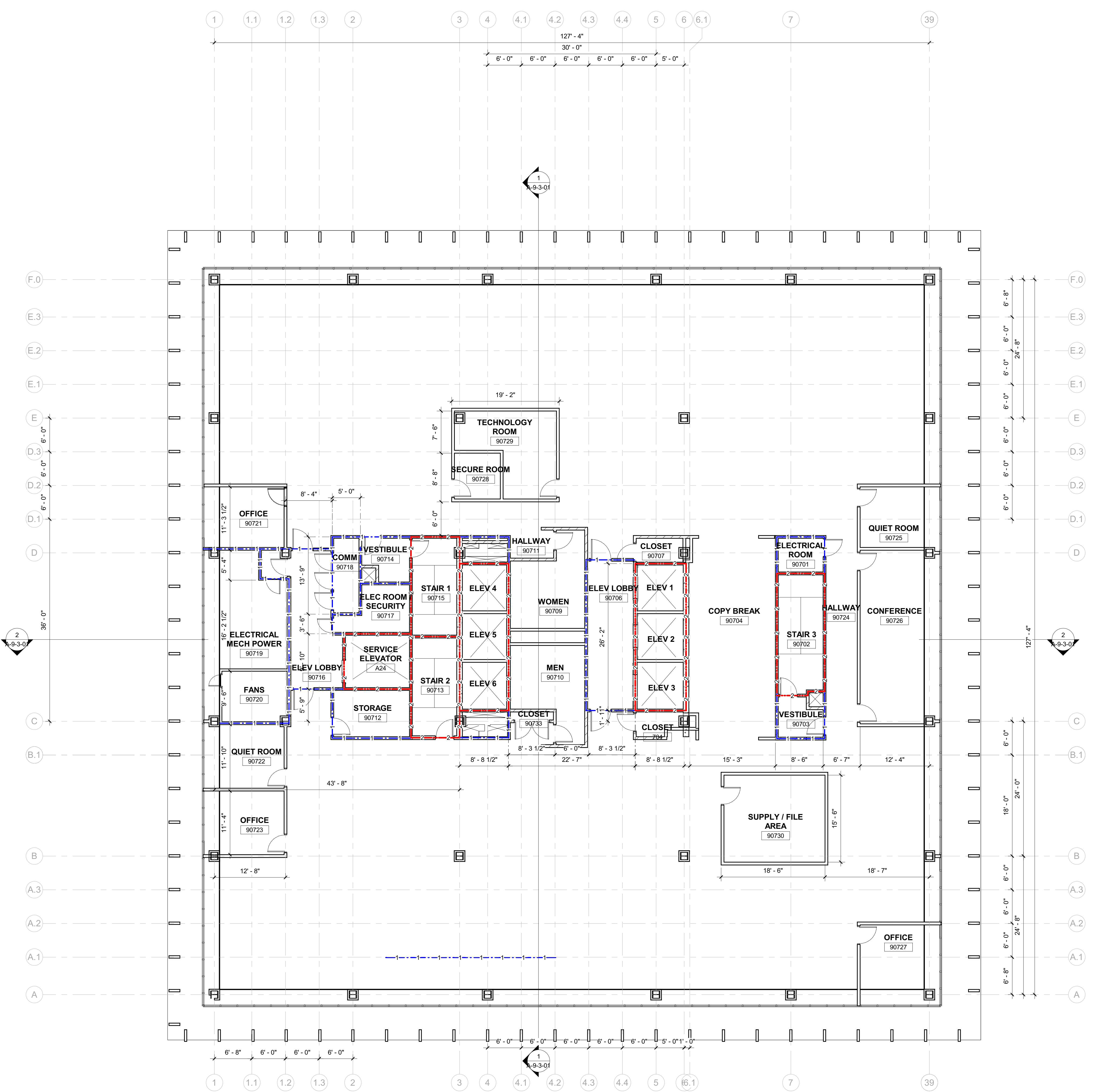
TITLE
7TH FLOOR ANNOTATION PLAN

PROJECT NO. 50137303

A-9-1-08-1

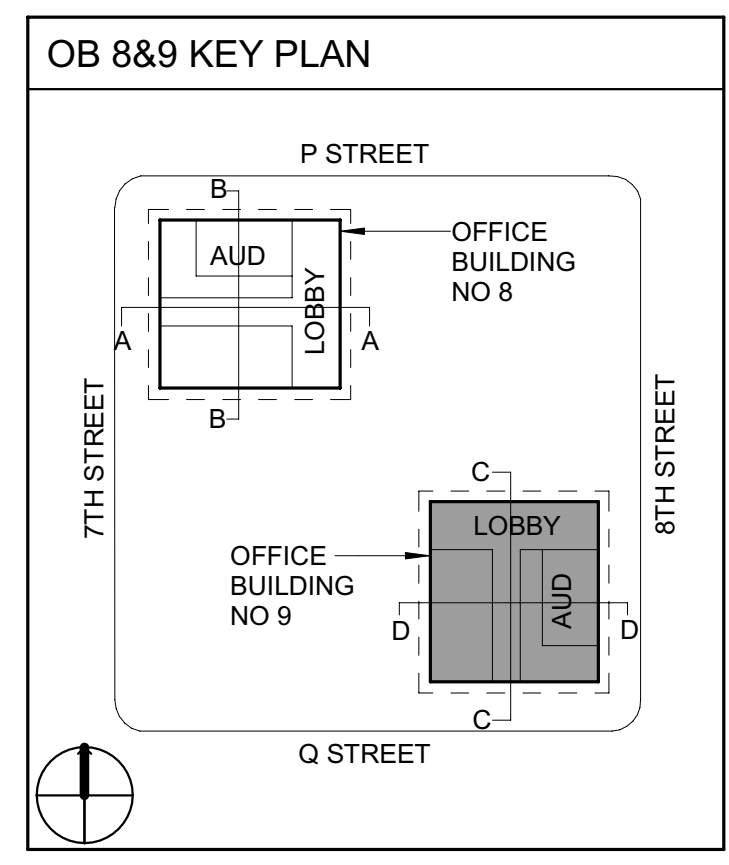
SHEET NO. ISSUE DATE: OCTOBER 25, 2024

F
E
D
C
B
A



4/25/2024 2:41:00 PM

1 7TH FL
 Scale: 1/8" = 1'-0"

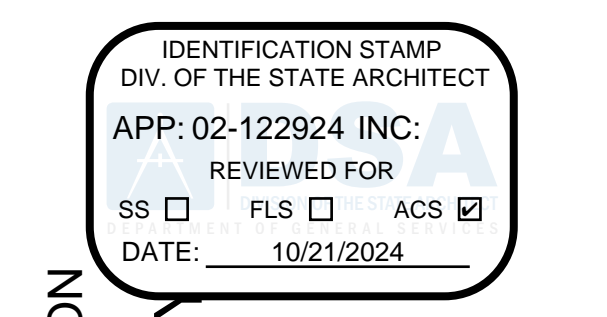


1 2 3 4 5 6


WALL RATING LEGEND

	1 HR RATING
	2 HR RATING

Dewberry
 Dewberry Architects Inc.
 301 N Lake Ave, Suite 320
 Pasadena, CA 91101-5112
 916.239.7244 Phone
 916.239.7245 Fax



DEPARTMENT OF GENERAL SERVICES – FACILITIES MANAGEMENT DIVISION
OFFICE BUILDING 8 & 9 (039 & 045) – FIRE LIFE SAFETY UPGRADE
 744 P STREET,
 SACRAMENTO, CA 95814
 CONSTRUCTION DOCUMENTS



SCALE: AS INDICATED

REVISIONS

NO.	DESCRIPTION	DATE

DRAWN BY: EW
 APPROVED BY: CL
 CHECKED BY: CL
 DATE: Issue Date

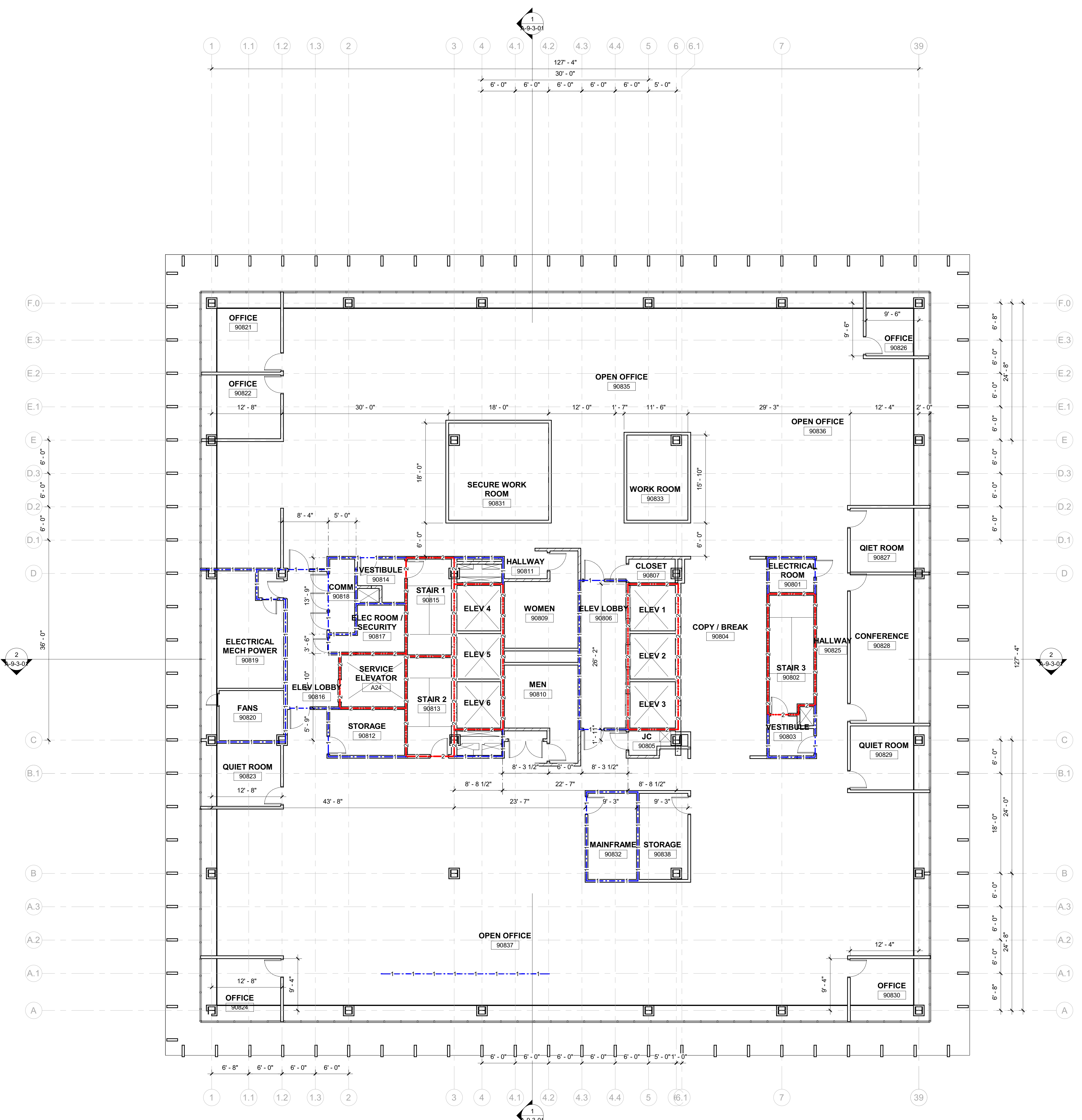
TITLE
8TH FLOOR ANNOTATION PLAN

PROJECT NO. 50137303

A-9-1-09-1

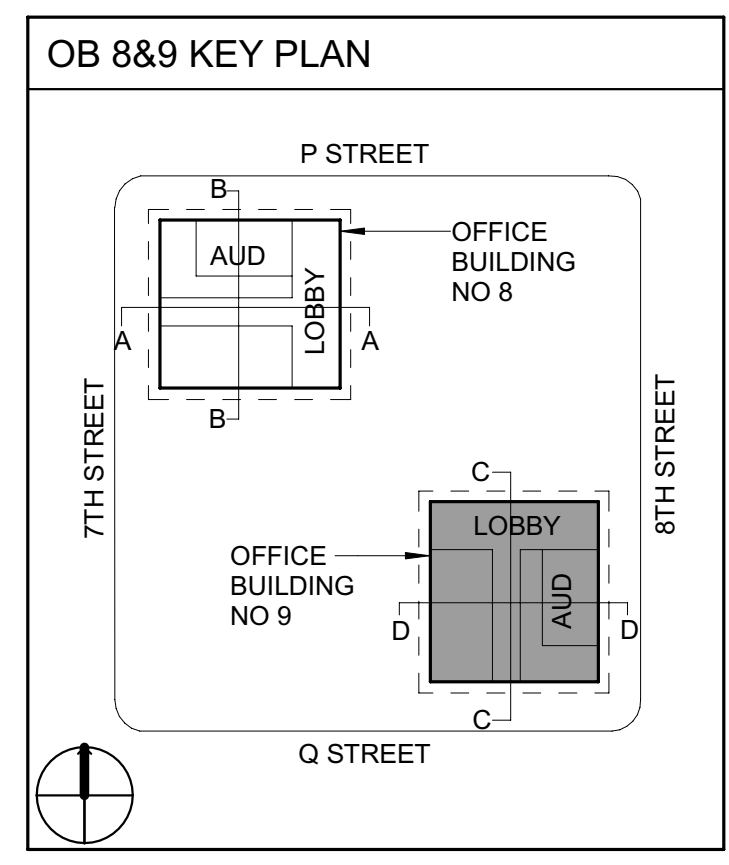
SHEET NO. ISSUE DATE: OCTOBER 25, 2024

F
E
D
C
B
A



4/25/2024 2:41:03 PM

1 8TH FL
 Scale: 1/8" = 1'-0"



1 2 3 4 5 6

WALL RATING LEGEND

	1 HR RATING
	2 HR RATING

Dewberry
 Dewberry Architects Inc.
 301 N Lake Ave Suite 320
 Pasadena, CA 91101-5112
 916.239.7244 Phone
 916.239.7245 Fax

AGENCY APPROVAL

OFFICE OF THE STATE FIRE MARSHAL
 APPROVED FIRE AND PANIC ONLY

07/01/24
 23-65551
 SINCE 1885

Approval of this plan does not authorize or approve any omission or deviation from applicable regulations. Final approval is subject to field inspection. One set of approved plans shall be available on the project site at all times.

IDENTIFICATION STAMP
 DIV. OF THE STATE ARCHITECT
 APP: 02-122924 INC.
 REVIEWED FOR
 SS FLS ACS
 DATE: 10/21/2024

DEPARTMENT OF GENERAL SERVICES – FACILITIES MANAGEMENT DIVISION
OFFICE BUILDING 8 & 9 (039 & 045) – FIRE LIFE SAFETY UPGRADE
 744 P STREET,
 SACRAMENTO, CA 95814
 CONSTRUCTION DOCUMENTS

SEAL

DATE SIGNED: 6/30/24

SCALE AS INDICATED

REVISIONS

NO.	DESCRIPTION	DATE

DRAWN BY: EW
 APPROVED BY: CL
 CHECKED BY: CL
 DATE: Issue Date

TITLE

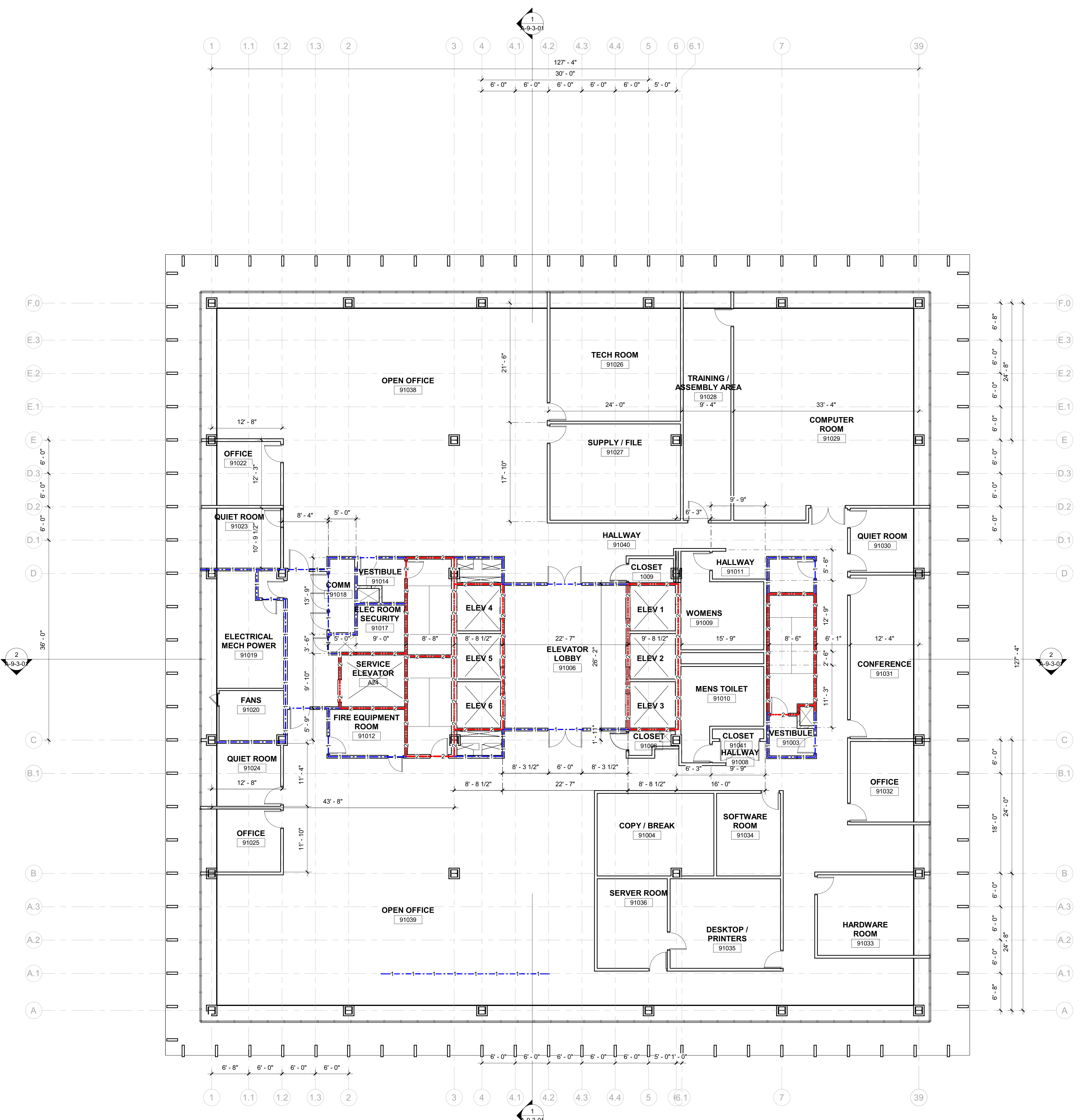
10TH FLOOR ANNOTATION PLAN

PROJECT NO. 50137303

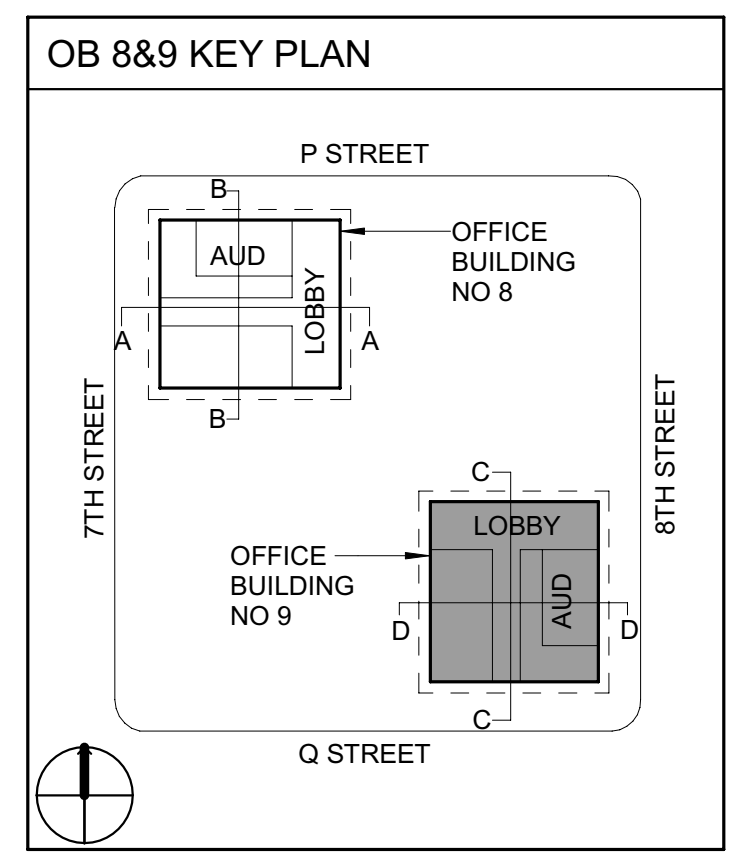
A-9-1-11-1

SHEET NO. ISSUE DATE: OCTOBER 25, 2024

F
E
D
C
B
A



1 10TH FL
 Scale: 1/8" = 1'-0"



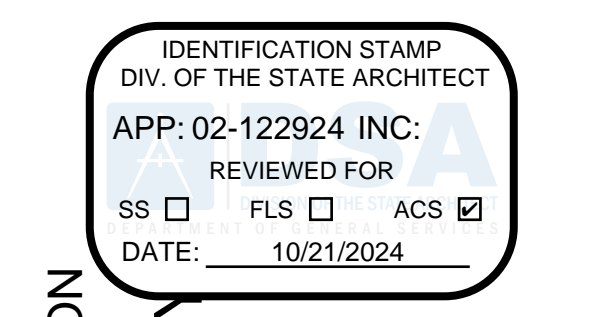
4/25/2024 2:41:05 PM

1 2 3 4 5 6


WALL RATING LEGEND

	1 HR RATING
	2 HR RATING

Dewberry
 Dewberry Architects Inc.
 301 N Lake Ave Suite 320
 Pasadena, CA 91101-5112
 916.239.7244 Phone
 916.239.7245 Fax



DEPARTMENT OF GENERAL SERVICES – FACILITIES MANAGEMENT DIVISION
OFFICE BUILDING 8 & 9 (039 & 045) – FIRE LIFE SAFETY UPGRADE
 744 P STREET,
 SACRAMENTO, CA 95814
 CONSTRUCTION DOCUMENTS



SCALE: AS INDICATED

REVISIONS

NO.	DESCRIPTION	DATE

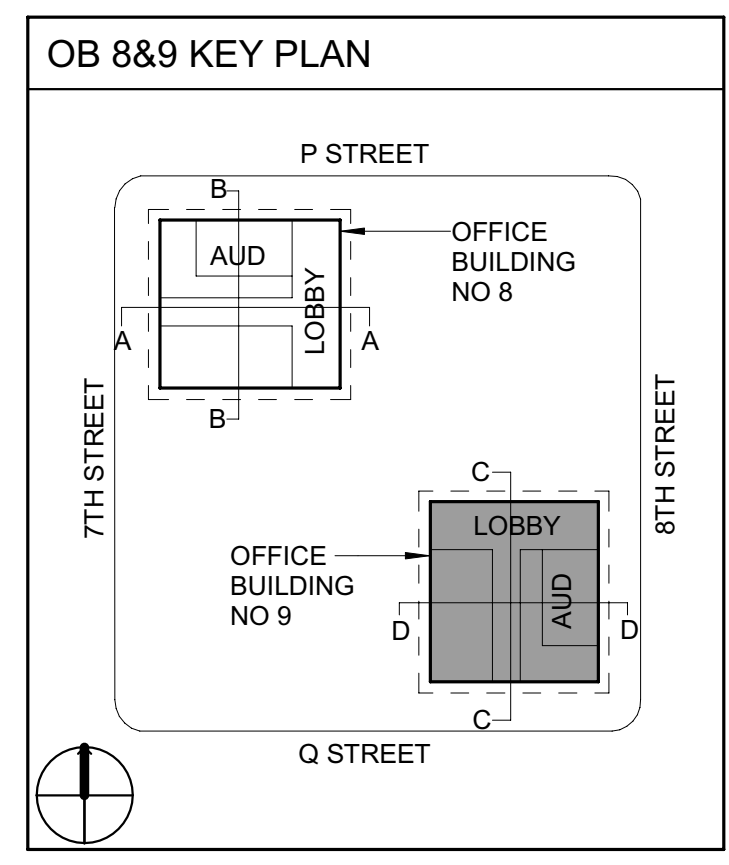
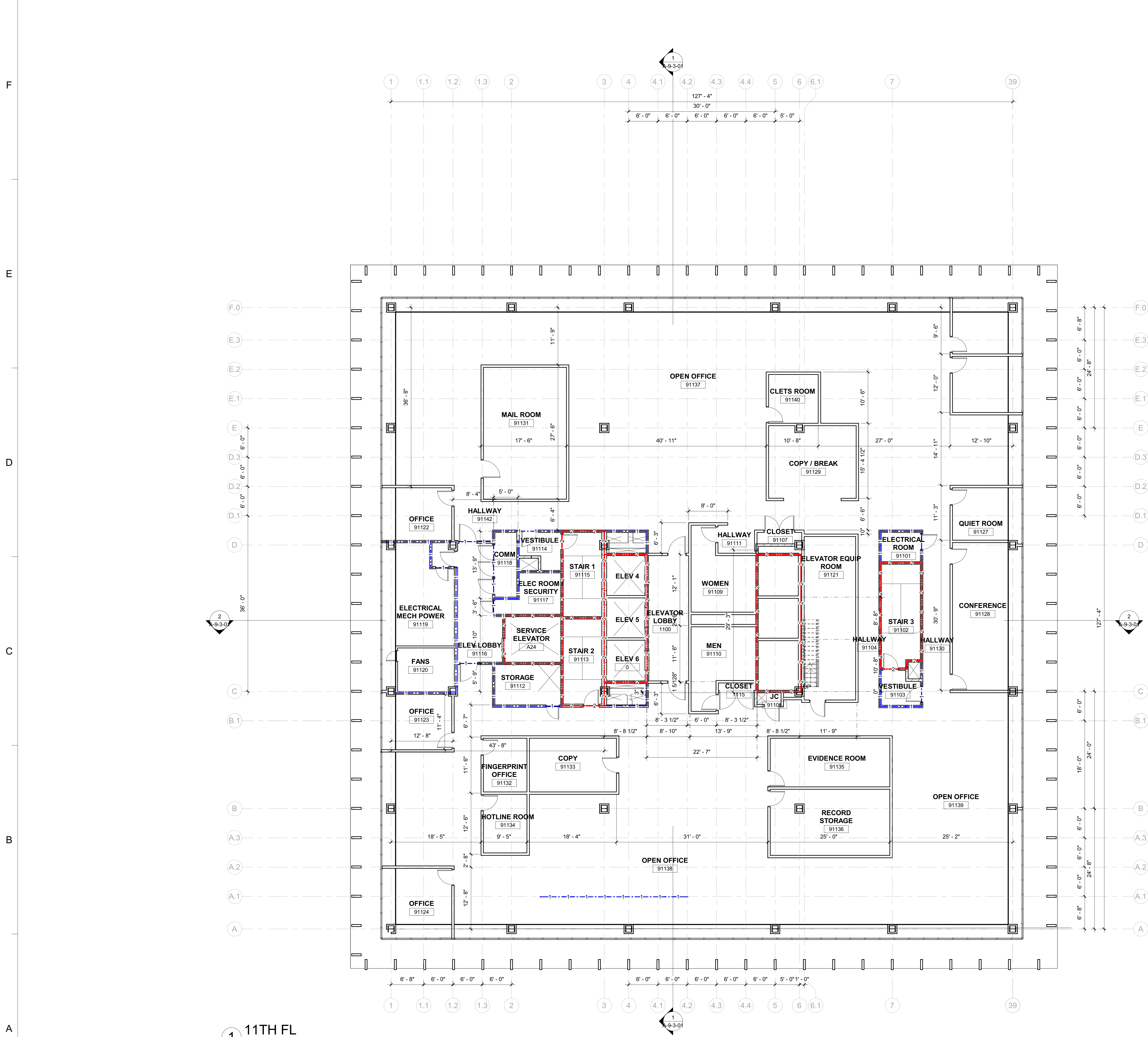
DRAWN BY: EW
 APPROVED BY: CL
 CHECKED BY: CL
 DATE: Issue Date

TITLE
11TH FLOOR ANNOTATION PLAN

PROJECT NO. 50137303

A-9-1-12-1

SHEET NO. ISSUE DATE: OCTOBER 25, 2024



4/25/2024 2:41:12 PM

1 2 3 4 5 6

WALL RATING LEGEND

	1 HR RATING
	2 HR RATING

Dewberry
 Dewberry Architects Inc.
 301 N Lake Ave Suite 320
 Pasadena, CA 91101-5112
 916.239.7244 Phone
 916.239.7245 Fax

AGENCY APPROVAL

OFFICE OF THE STATE FIRE MARSHAL
 APPROVED FIRE AND PANIC ONLY

07/01/24
 23-6535
 APPROVAL OF THIS PLAN DOES NOT AUTHORIZE OR APPROVE ANY OMISSION OR DEVIATION FROM APPLICABLE REGULATIONS. FINAL APPROVAL IS SUBJECT TO FIELD INSPECTION. ONE SET OF APPROVED PLANS SHALL BE AVAILABLE ON THE PROJECT SITE AT ALL TIMES.

IDENTIFICATION STAMP
 DIV. OF THE STATE ARCHITECT
 APP: 02-122924 INC.
 REVIEWED FOR
 SS FLS ACS
 DATE: 10/21/2024

DEPARTMENT OF GENERAL SERVICES – FACILITIES MANAGEMENT DIVISION
OFFICE BUILDING 8 & 9 (039 & 045) – FIRE LIFE SAFETY UPGRADE
 744 P STREET,
 SACRAMENTO, CA 95814
 CONSTRUCTION DOCUMENTS

SEAL

DATE SIGNED: 6/30/24

SCALE: AS INDICATED

REVISIONS

NO.	DESCRIPTION	DATE

DRAWN BY: EW
 APPROVED BY: CL
 CHECKED BY: CL
 DATE: Issue Date

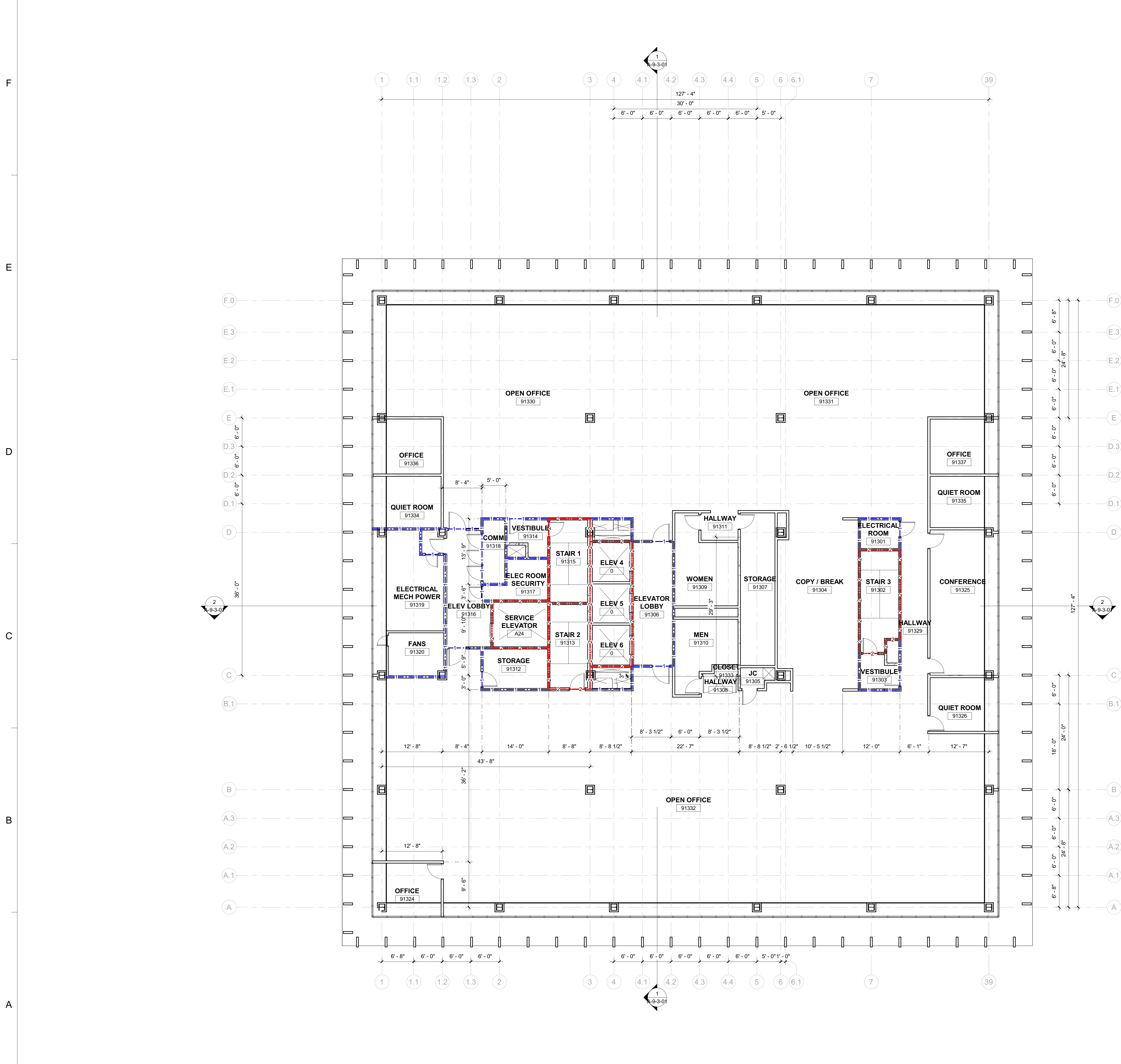
TITLE

13TH FLOOR ANNOTATION PLAN

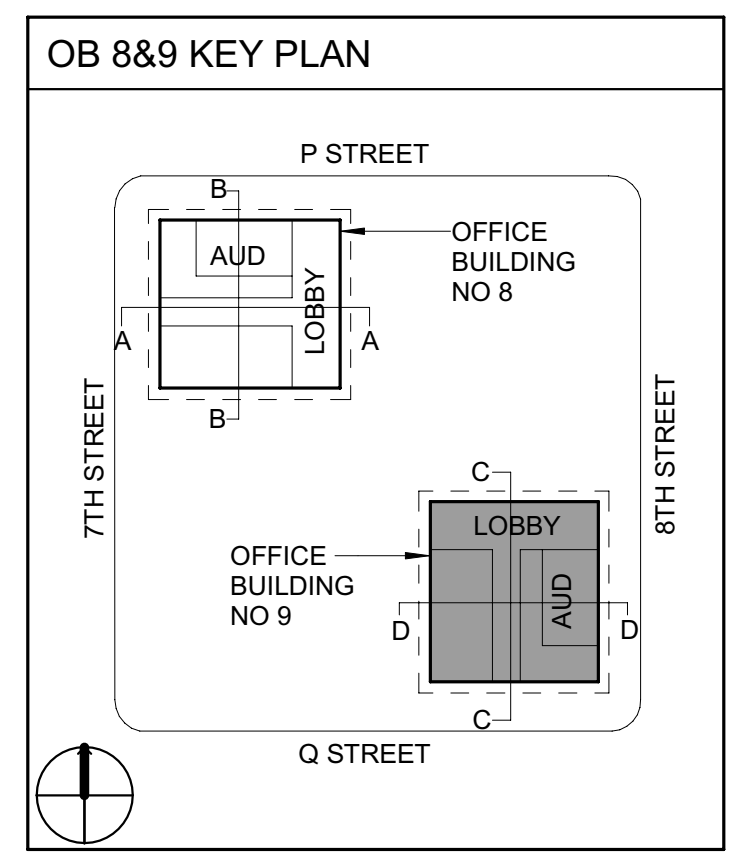
PROJECT NO. 50137303

A-9-1-14-1

SHEET NO. ISSUE DATE: OCTOBER 25, 2024



1 13TH FL
 Scale: 1/8" = 1'-0"



4/25/2024 2:41:15 PM

1 2 3 4 5 6

WALL RATING LEGEND

	1 HR RATING
	2 HR RATING

Dewberry
 Dewberry Architects Inc.
 301 N Lake Ave Suite 320
 Pasadena, CA 91101-5112
 916.239.7244 Phone
 916.239.7245 Fax

AGENCY APPROVAL

OFFICE OF THE STATE FIRE MARSHAL
 APPROVED FIRE AND PANIC ONLY

07/01/24
 23-6535
 SINCE 1885

Approval of this plan does not authorize or approve any omission or deviation from applicable regulations. Final approval is subject to field inspection. One set of approved plans shall be available on the project site at all times.

IDENTIFICATION STAMP
 DIV. OF THE STATE ARCHITECT
 APP: 02-122924 INC.
 REVIEWED FOR
 SS FLS ACS
 DATE: 10/21/2024

DEPARTMENT OF GENERAL SERVICES – FACILITIES MANAGEMENT DIVISION
OFFICE BUILDING 8 & 9 (039 & 045) – FIRE LIFE SAFETY UPGRADE
 744 P STREET,
 SACRAMENTO, CA 95814
 CONSTRUCTION DOCUMENTS

SEAL

DATE SIGNED: 6/30/24

SCALE
 AS INDICATED

REVISIONS

NO.	DESCRIPTION	DATE

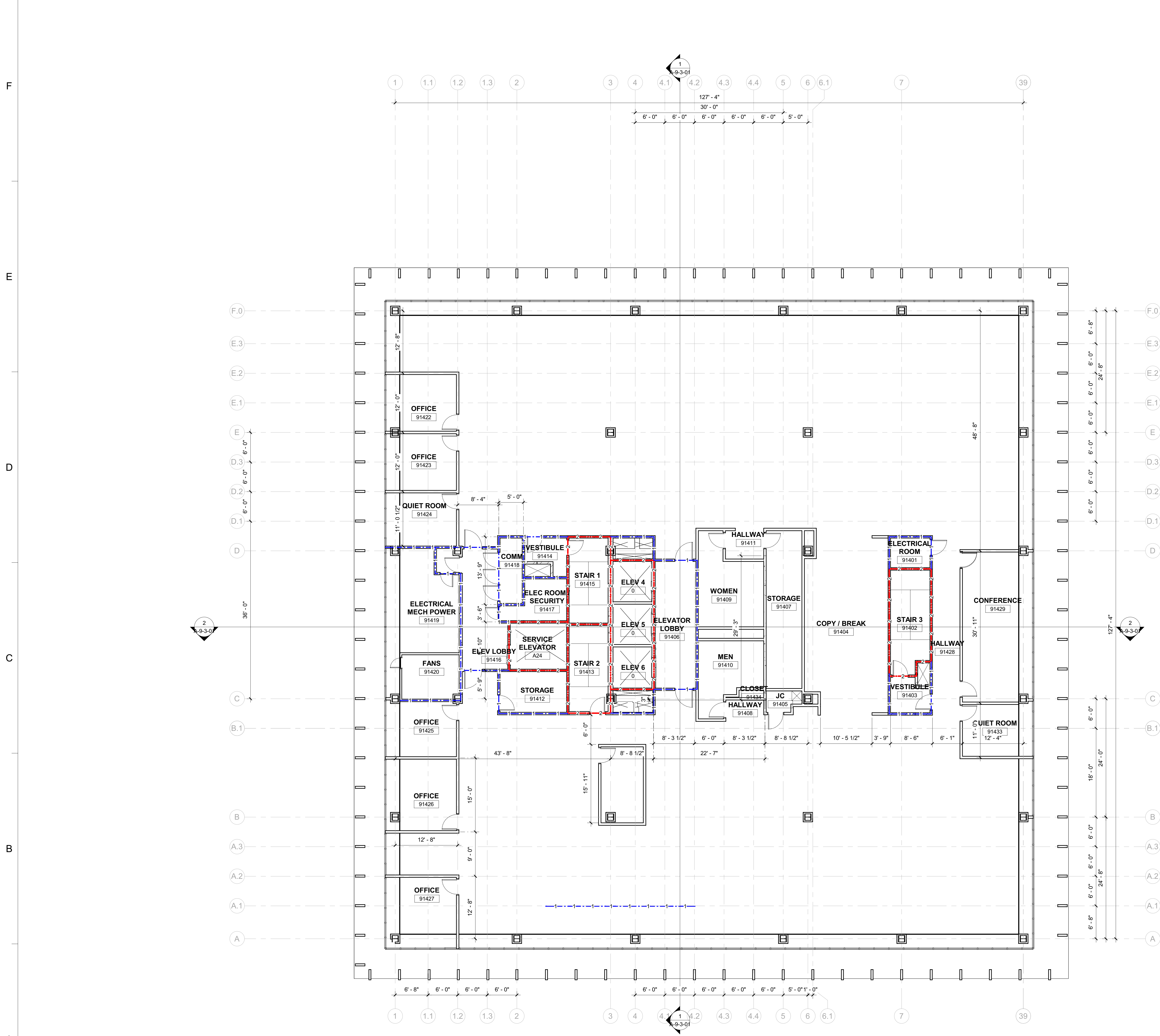
DRAWN BY: EW
 APPROVED BY: CL
 CHECKED BY: CL
 DATE: Issue Date

TITLE
14TH FLOOR ANNOTATION PLAN

PROJECT NO. 50137303

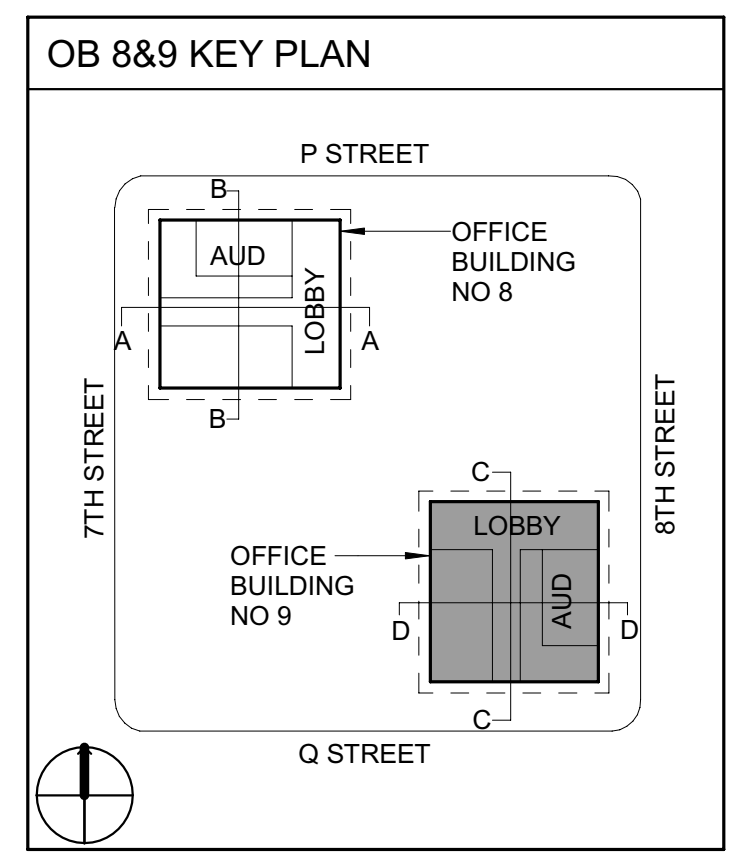
A-9-1-15-1

SHEET NO. ISSUE DATE: OCTOBER 25, 2024

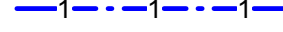



4/25/2024 2:41:20 PM

1 14TH FL
 Scale: 1/8" = 1'-0"



1 2 3 4 5 6

WALL RATING LEGEND	
	1 HR RATING
	2 HR RATING

Dewberry
 Dewberry Architects Inc.
 301 N Lake Ave, Suite 320
 Pasadena, CA 91101-5112
 916.239.7244 Phone
 916.239.7245 Fax

AGENCY APPROVAL

OFFICE OF THE STATE FIRE MARSHAL
 APPROVED FIRE AND PANIC ONLY




Approval of this plan does not authorize or approve any omission or deviation from applicable regulations. Final approval is subject to field inspection. One set of approved plans shall be available on the project site at all times.

IDENTIFICATION STAMP
 DIV. OF THE STATE ARCHITECT
 APP: 02-122924 INC.
 REVIEWED FOR
 SS FLS ACS
 DATE: 10/21/2024

DEPARTMENT OF GENERAL SERVICES – FACILITIES MANAGEMENT DIVISION
 OFFICE BUILDING 8 & 9 (039 & 045) – FIRE LIFE SAFETY UPGRADE
 744 P STREET,
 SACRAMENTO, CA 95814
 CONSTRUCTION DOCUMENTS

SEAL



DATE SIGNED: 6/30/24

SCALE AS INDICATED

REVISIONS

NO.	DESCRIPTION	DATE

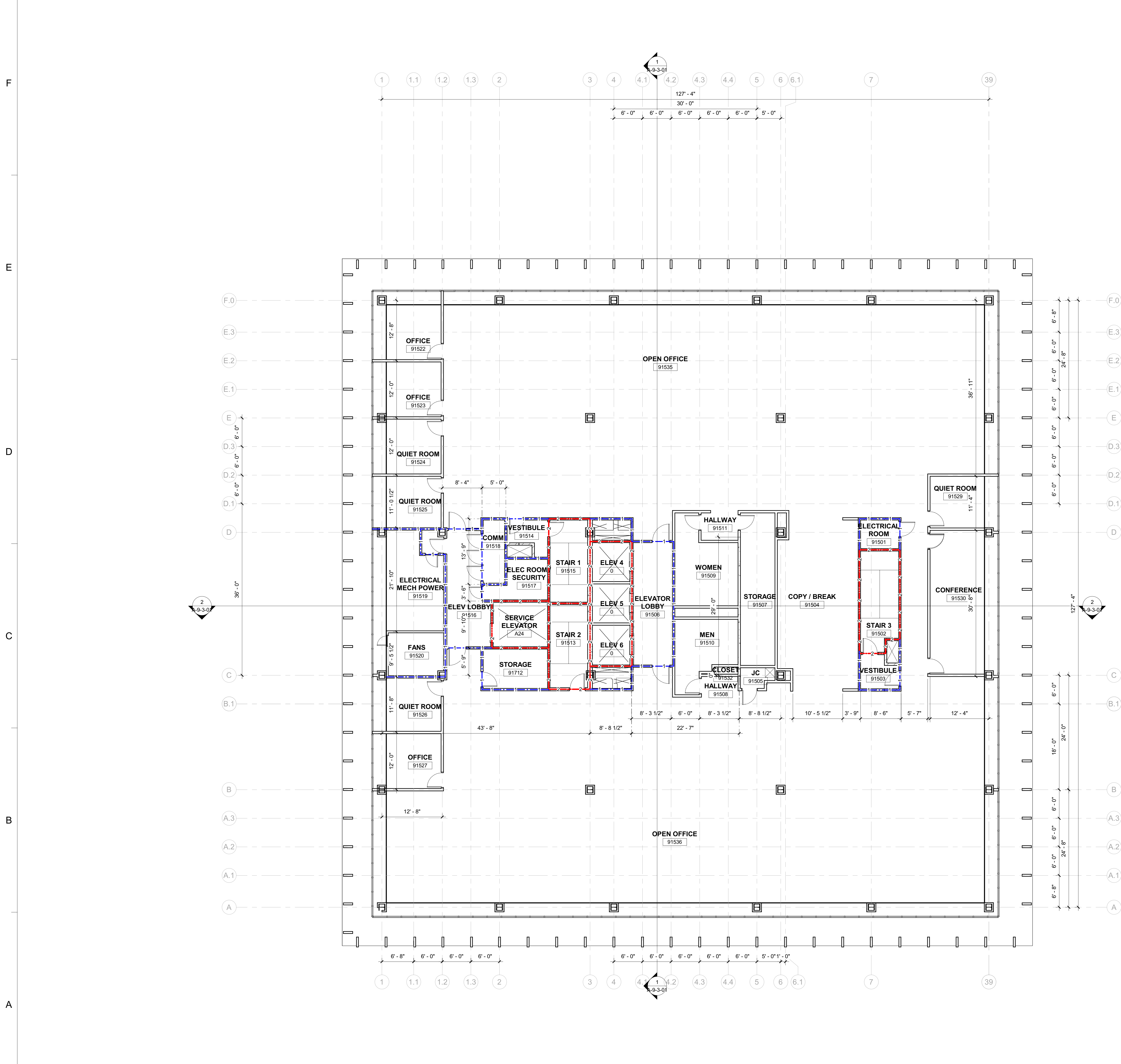
DRAWN BY: EW
 APPROVED BY: CL
 CHECKED BY: CL
 DATE: Issue Date

TITLE
15TH FLOOR ANNOTATION PLAN

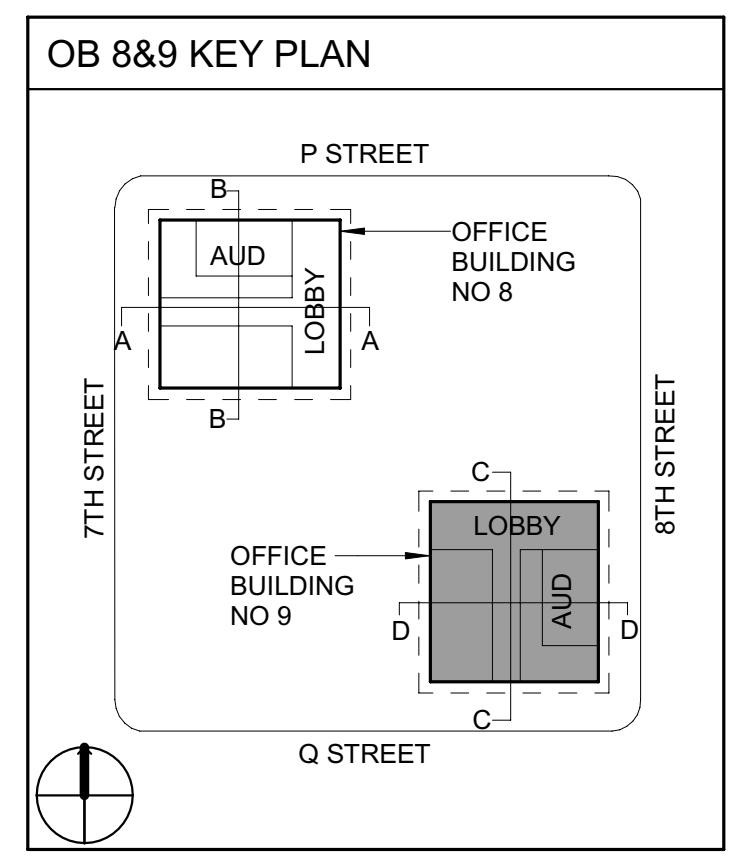
PROJECT NO. 50137303

A-9-1-16-1

SHEET NO. ISSUE DATE: OCTOBER 25, 2024



1 15TH FL
 Scale: 1/8" = 1'-0"



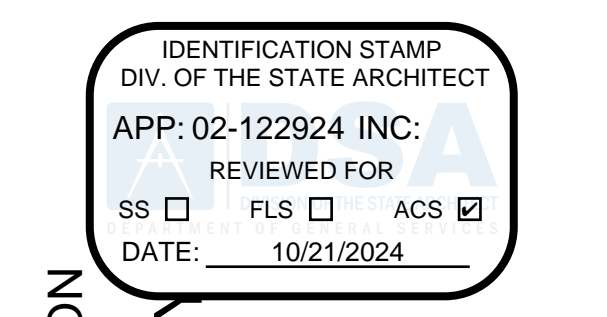
4/25/2024 2:41:23 PM

1 2 3 4 5 6


WALL RATING LEGEND

	1 HR RATING
	2 HR RATING

Dewberry
 Dewberry Architects Inc.
 301 N Lake Ave Suite 320
 Pasadena, CA 91101-5112
 916.239.7244 Phone
 916.239.7245 Fax



DEPARTMENT OF GENERAL SERVICES – FACILITIES MANAGEMENT DIVISION
OFFICE BUILDING 8 & 9 (039 & 045) – FIRE LIFE SAFETY UPGRADE
 744 P STREET,
 SACRAMENTO, CA 95814
 CONSTRUCTION DOCUMENTS



SCALE: AS INDICATED

REVISIONS

NO.	DESCRIPTION	DATE

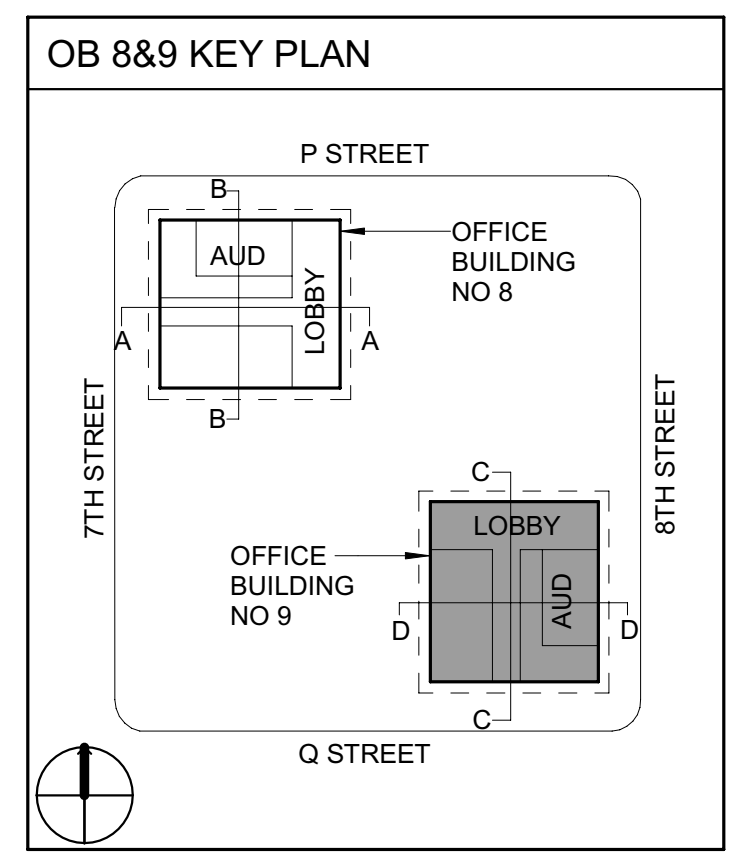
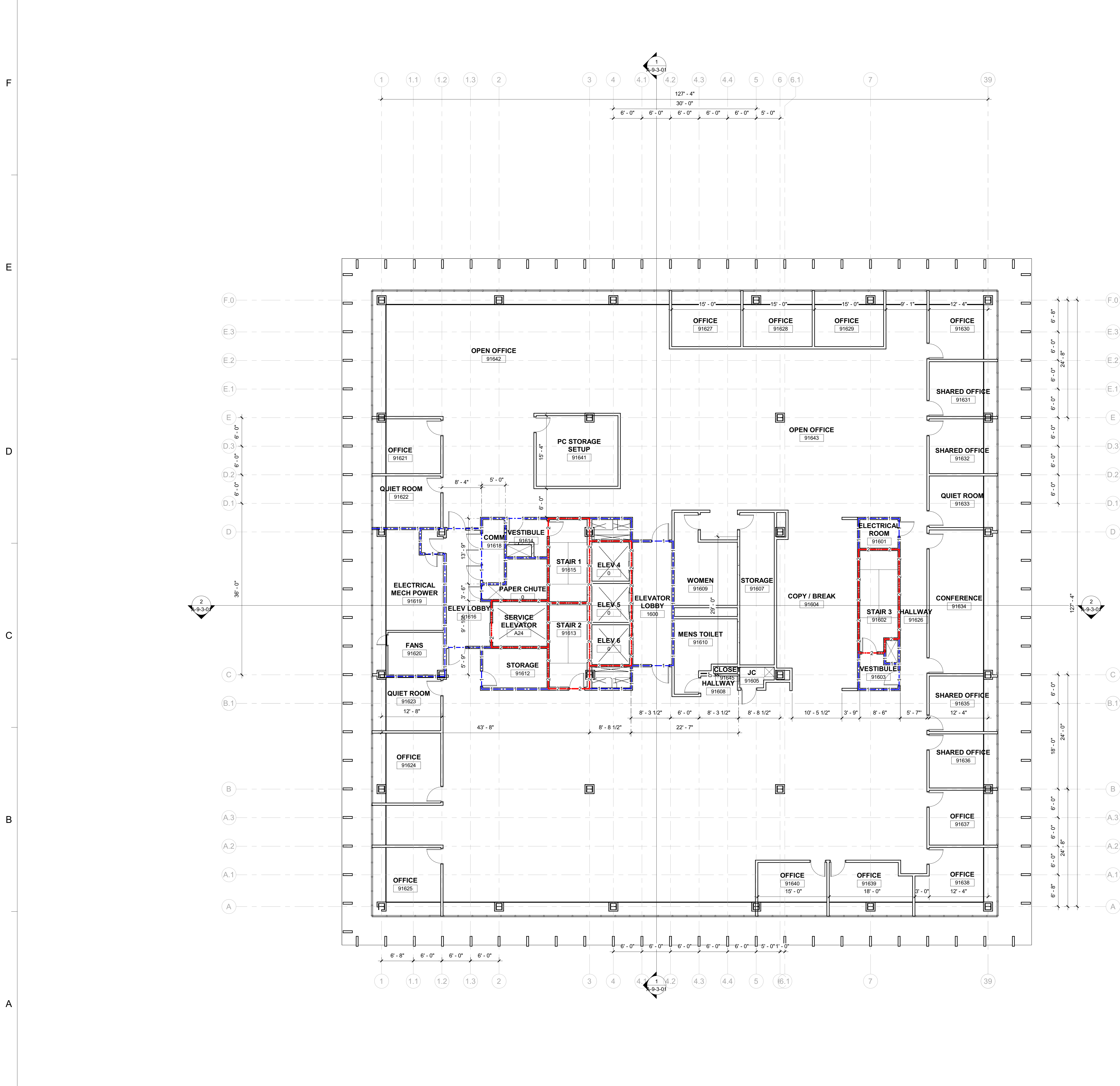
DRAWN BY: EW
 APPROVED BY: CL
 CHECKED BY: CL
 DATE: Issue Date

TITLE
16TH FLOOR ANNOTATION PLAN

PROJECT NO. 50137303

A-9-1-17-1



SHEET NO. ISSUE DATE: OCTOBER 25, 2024



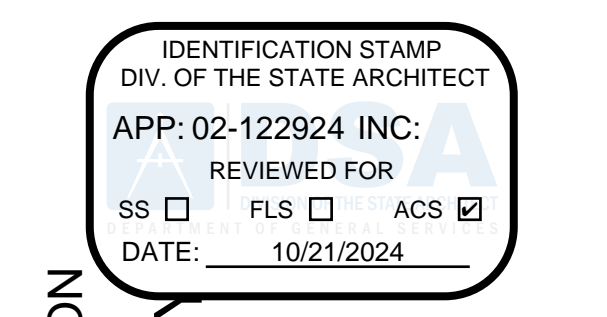
4/25/2024 2:41:26 PM

1 2 3 4 5 6

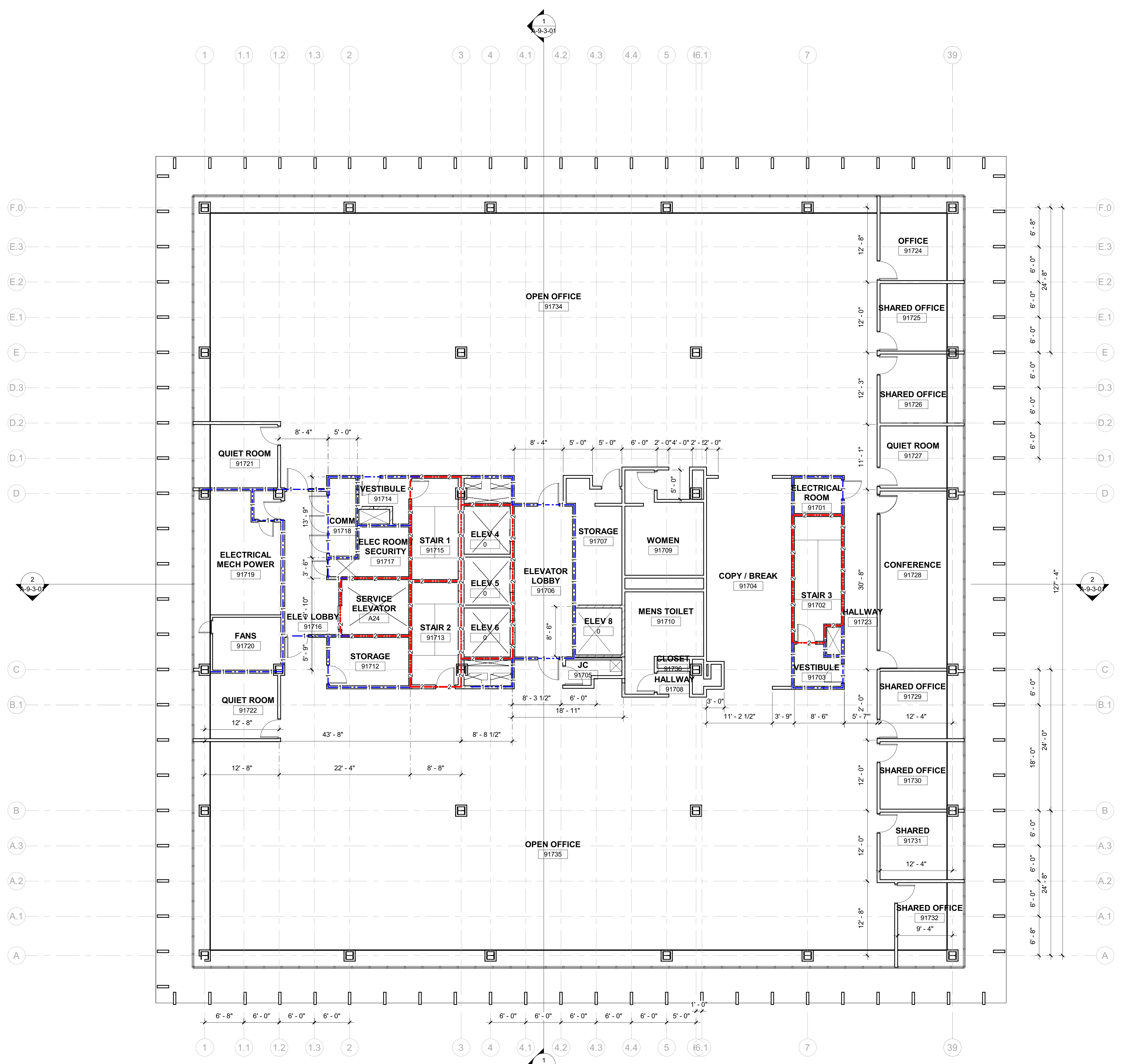
WALL RATING LEGEND

	1 HR RATING
	2 HR RATING


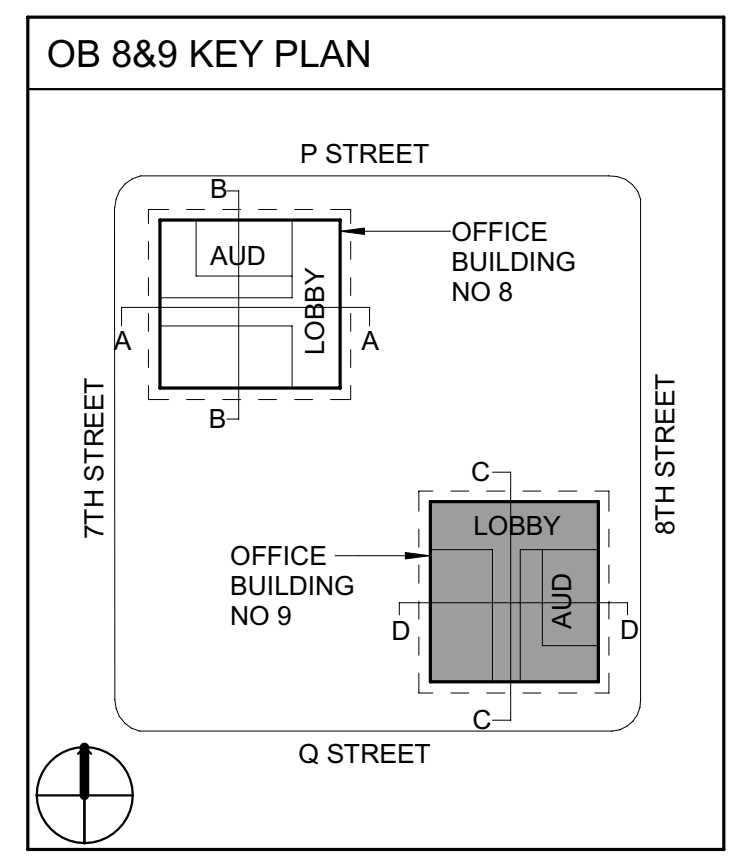
Dewberry
 Dewberry Architects Inc.
 301 N Lake Ave Suite 320
 Pasadena, CA 91101-5112
 916.239.7244 Phone
 916.239.7245 Fax



DEPARTMENT OF GENERAL SERVICES – FACILITIES MANAGEMENT DIVISION
OFFICE BUILDING 8 & 9 (039 & 045) – FIRE LIFE SAFETY UPGRADE
 744 P STREET,
 SACRAMENTO, CA 95814
 CONSTRUCTION DOCUMENTS



1 17TH FL
 Scale: 1/8" = 1'-0"



SCALE AS INDICATED

REVISIONS

NO.	DESCRIPTION	DATE

DRAWN BY: EW
 APPROVED BY: CL
 CHECKED BY: CL
 DATE: Issue Date



TITLE
17TH FLOOR ANNOTATION PLAN

PROJECT NO. 50137303

A-9-1-18-1

SHEET NO. ISSUE DATE: OCTOBER 25, 2024

1 2 3 4 5 6

WALL RATING LEGEND	
	1 HR RATING
	2 HR RATING

Dewberry
 Dewberry Architects Inc.
 301 N Lake Ave, Suite 320
 Pasadena, CA 91101-5112
 916.239.7244 Phone
 916.239.7245 Fax

AGENCY APPROVAL

OFFICE OF THE STATE FIRE MARSHAL
 APPROVED FIRE AND PANIC ONLY

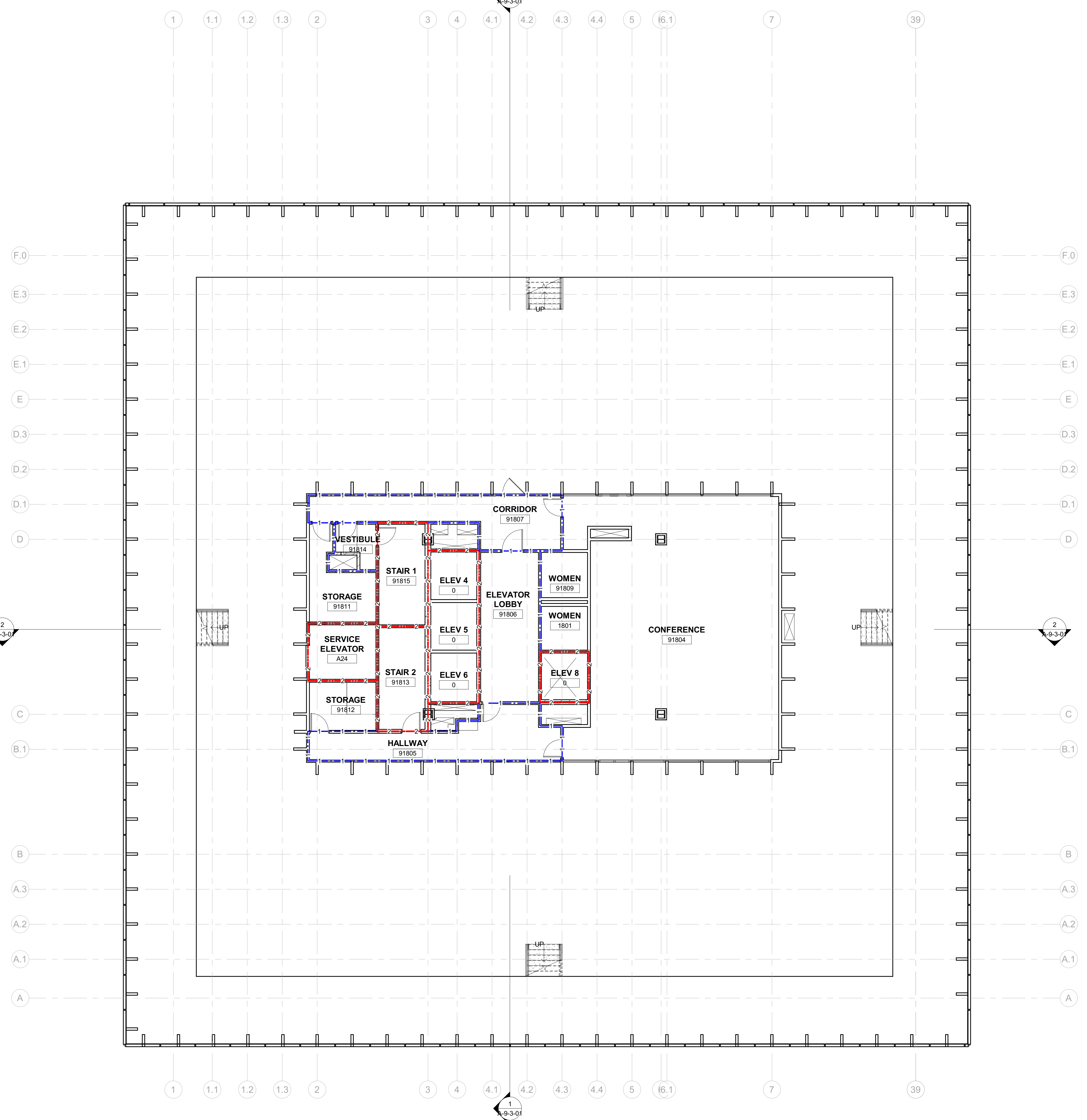


Approval of this plan does not authorize or approve any omission or deviation from applicable regulations. Final approval is subject to field inspection. One set of approved plans shall be available on the project site at all times.

IDENTIFICATION STAMP
 DIV. OF THE STATE ARCHITECT
 APP: 02-122924 INC.
 REVIEWED FOR
 SS FLS ACS
 DATE: 10/21/2024

DEPARTMENT OF GENERAL SERVICES – FACILITIES MANAGEMENT DIVISION
 OFFICE BUILDING 8 & 9 (039 & 045) – FIRE LIFE SAFETY UPGRADE
 744 P STREET,
 SACRAMENTO, CA 95814
 CONSTRUCTION DOCUMENTS

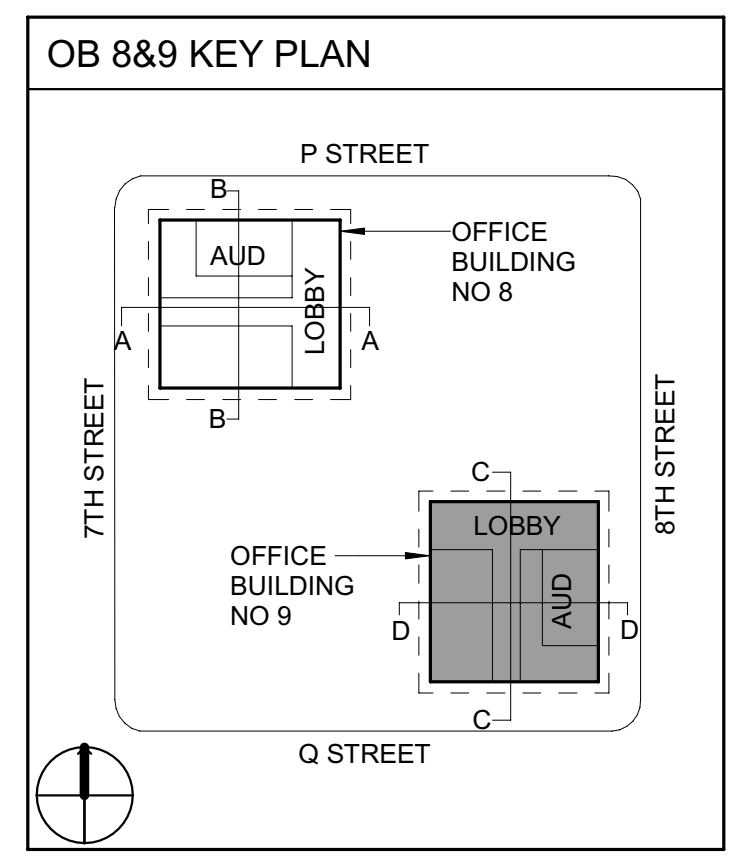
F
E
D
C
B
A




2
A-9-3-01

2
A-9-3-01

1 PENTHOUSE PL / OBSERVATION DECK
 Scale: 1/8" = 1'-0"



SEAL



DATE SIGNED: 6/30/24

SCALE
 AS INDICATED

REVISIONS

NO.	DESCRIPTION	DATE

DRAWN BY: EW
 APPROVED BY: CL
 CHECKED BY: CL
 DATE: Issue Date

TITLE
18TH FLOOR ANNOTATION PLAN

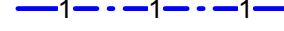

PROJECT NO. 50137303

A-9-1-19-1

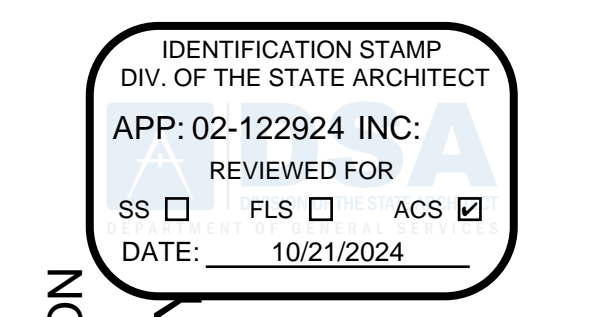
SHEET NO. ISSUE DATE: OCTOBER 25, 2024 V2

4/25/2024 2:41:30 PM

1 2 3 4 5 6

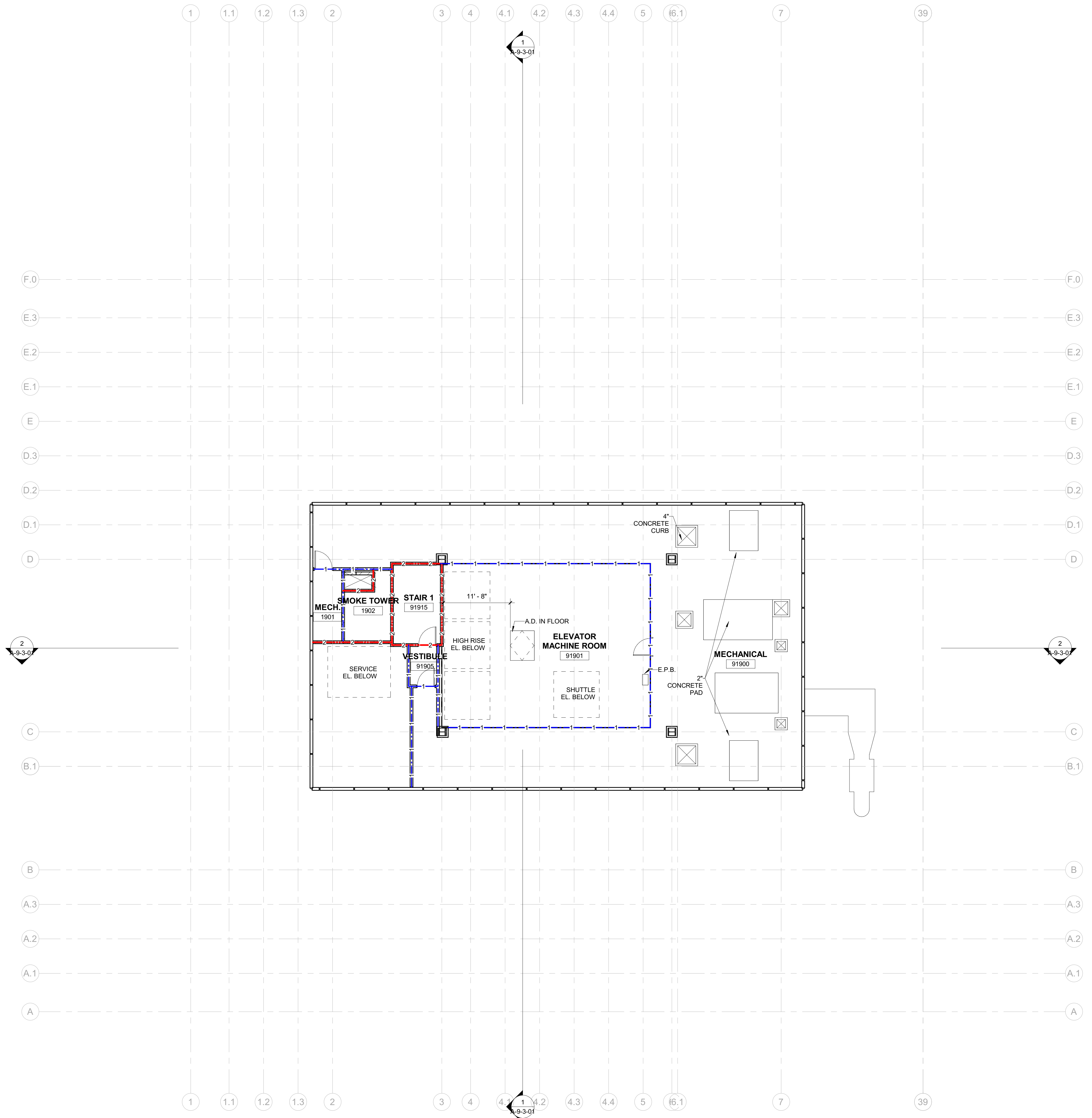
WALL RATING LEGEND	
	1 HR RATING
	2 HR RATING

Dewberry
 Dewberry Architects Inc.
 301 N Lake Ave Suite 320
 Pasadena, CA 91101-5112
 916.239.7244 Phone
 916.239.7245 Fax


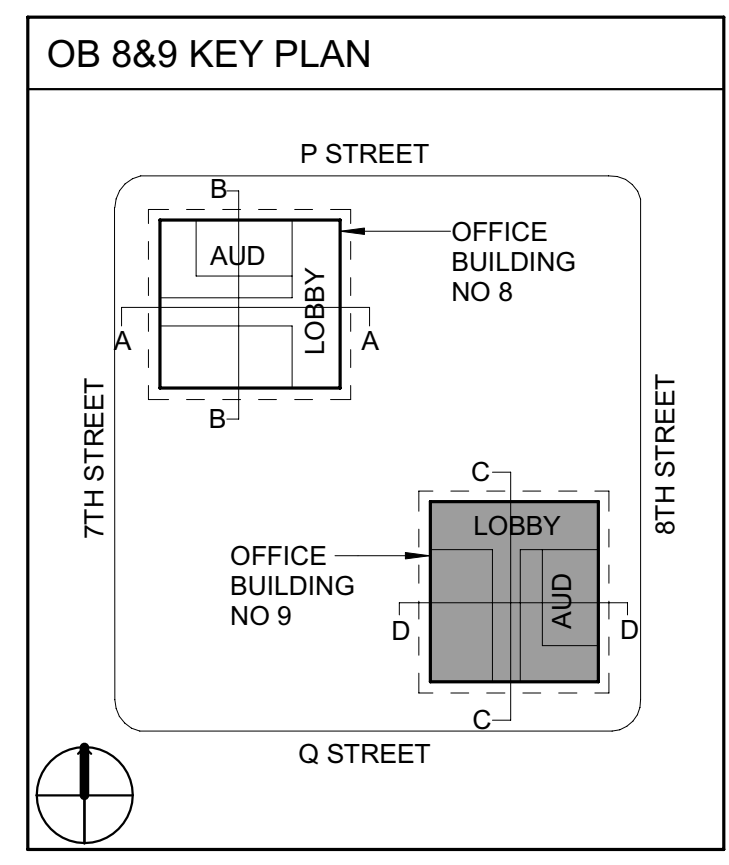


DEPARTMENT OF GENERAL SERVICES – FACILITIES MANAGEMENT DIVISION
OFFICE BUILDING 8 & 9 (039 & 045) – FIRE LIFE SAFETY UPGRADE
 744 P STREET,
 SACRAMENTO, CA 95814
 CONSTRUCTION DOCUMENTS

F
E
D
C
B
A



1 MECH RM FL
 Scale: 1/8" = 1'-0"



SCALE AS INDICATED

REVISIONS

NO.	DESCRIPTION	DATE

DRAWN BY _____ EW
 APPROVED BY _____ CL
 CHECKED BY _____ CL
 DATE _____ Issue Date

TITLE
MACHINE ROOM FLOOR ANNOTATION PLAN

PROJECT NO. 50137303

A-9-1-20-1

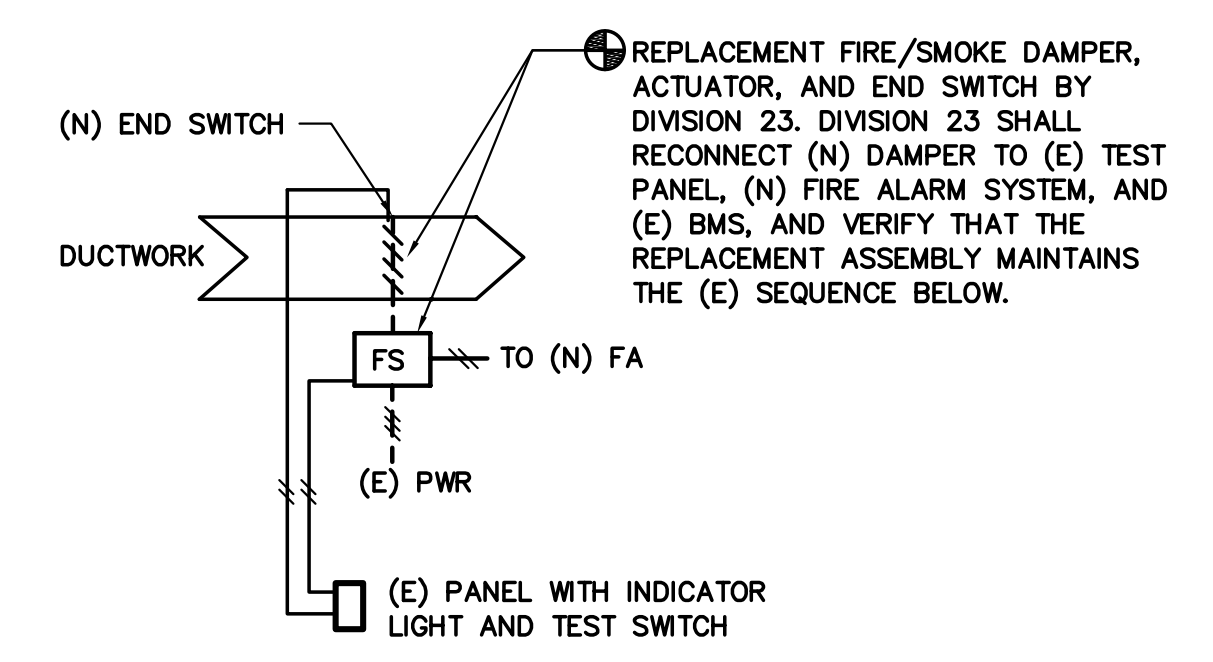
SHEET NO. ISSUE DATE: OCTOBER 25, 2024 V2

4/25/2024 2:41:32 PM

QC
INI
%

F
E
D
C
B
A

1 2 3 4 5 6

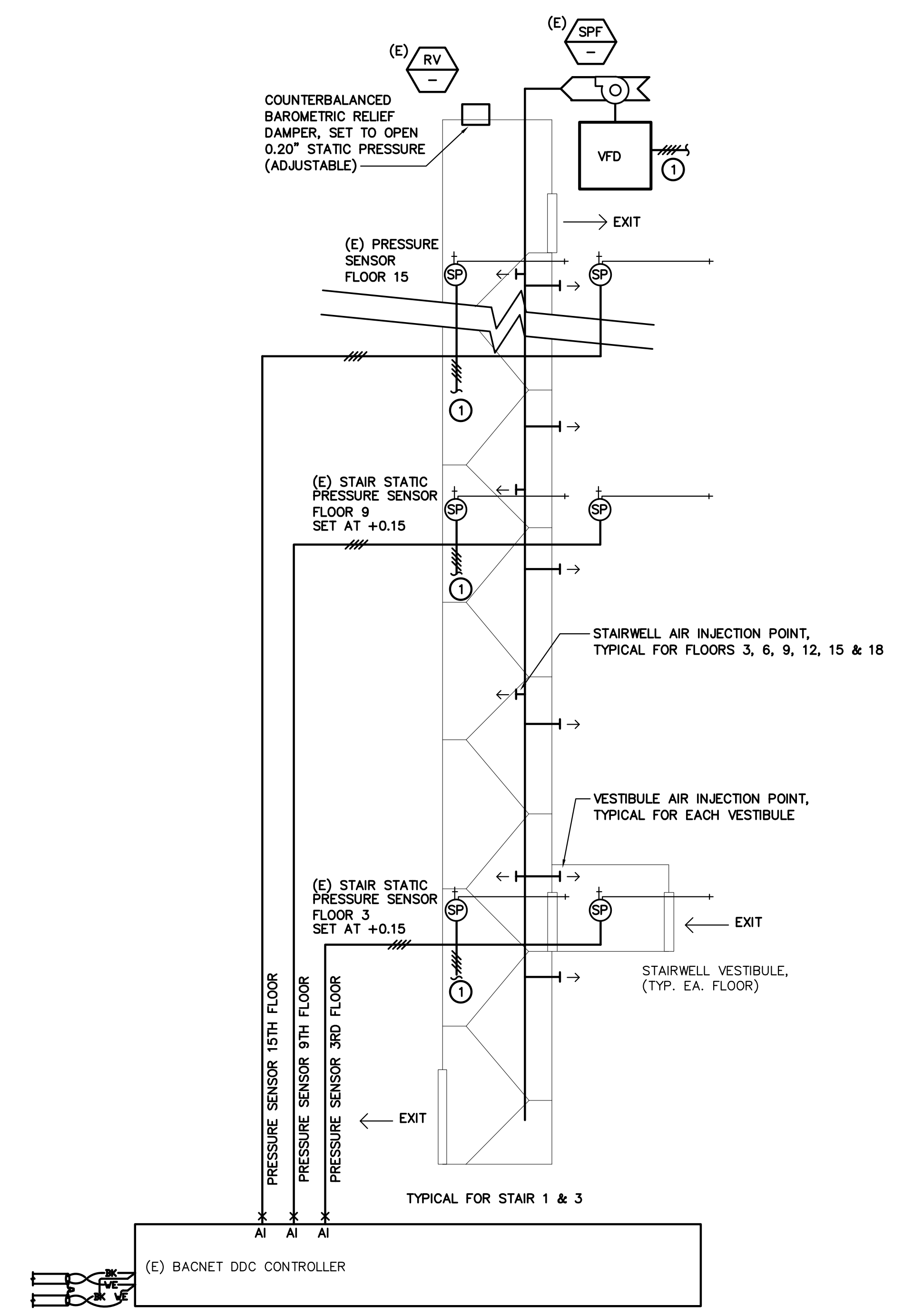


(E) DAMPER TEST PANELS ARE INSTALLED AT FIRE/SMOKE DAMPERS. WHEN THE TEST SWITCH IS ACTIVATED, THE DAMPER SHALL BE CYCLED CLOSED, AN INDICATOR LIGHT SHALL BE ACTIVATED ONCE THE DAMPER CLOSURE ACTIVATES THE END SWITCH. THE DAMPER SHALL BE RETURNED TO FULL OPEN WHEN THE TEST SWITCH IS TURNED OFF IF NO SMOKE IS PRESENT. SMOKE CONTROLS THRU THE FACP SHALL OVERRIDE LOCAL FS DAMPER CONTROL.

(EXISTING) FIRE/SMOKE DAMPER CONTROL DIAGRAM

(EXISTING) STAIRWELL PRESSURIZATION CONTROL SEQUENCE
STAIRWELLS 1 & 3 ARE EQUIPPED WITH STATIC PRESSURE SENSORS AT THE 3RD, 9TH AND 15TH FLOORS. UPON INITIATION OF A STAIRWELL PRESSURIZATION CONTROL FIRE EVENT FROM THE FIRE ALARM SYSTEM, THE STAIRWELL PRESSURIZATION SYSTEM SHALL BE ACTIVATED THROUGH HARD WIRE CONTACTS. THE STAIRWELL FANS SHALL BE INTERLOCKED TO OPERATE TO MAINTAIN +0.05" WG PRESSURE DIFFERENTIAL IN STAIRWELLS & VESTIBULES. LOWEST DIFFERENTIAL SETPOINT SHALL CONTROL SPF FAN VFD.

- NOTES:
① WIRE TO/FROM FACP TO ALARMS AND FAN OVERRIDE



TYPICAL (E) STAIRWELL PRESSURE FAN CONTROL SCHEMATIC
SCALE : NONE

Dewberry
Dewberry Architects Inc.
301 N Lake Ave, Suite 320
Pasadena, CA 91101-5112
916.239.7244 Phone
916.239.7245 Fax

AGENCY APPROVAL

OFFICE OF THE STATE FIRE MARSHAL
APPROVED FIRE AND PANIC ONLY

Approval of this plan does not authorize or approve any omission or deviation from applicable regulations. Final approval is subject to field inspection. One set of approved plans shall be available on the project site at all times.

IDENTIFICATION STAMP
DIV. OF THE STATE ARCHITECT
APP: 02-122924 INC.
REVIEWED FOR
SS FLS ACS
DATE: 10/21/2024

DEPARTMENT OF GENERAL SERVICES - FACILITIES MANAGEMENT DIVISION
OFFICE BUILDING 8 & 9 (039 & 045) - FIRE LIFE SAFE UPGRADE
744 P STREET,
SACRAMENTO, CA 95814
CONSTRUCTION DOCUMENTS

SEAL

DATE SIGNED: 10-24

SCALE AS INDICATED

REVISIONS

NO.	DESCRIPTION	DATE

DRAWN BY _____
APPROVED BY _____
CHECKED BY _____
DATE _____

TITLE
HVAC CONTROLS

PROJECT NO. _____

M0.0.01
SHEET NO.



(E) SMOKE CONTROL MATRIX

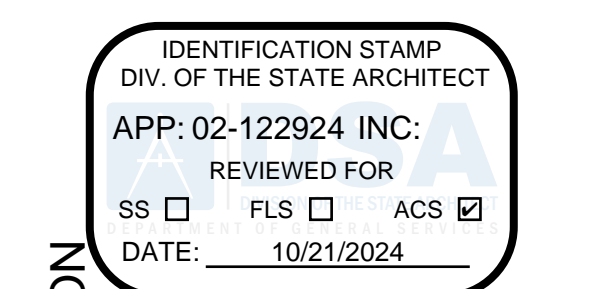
Table with columns for Floor, AHU Number, Relative to Fire, SA Fans, RA Fans, Total Floor CFM, Fully Open/Closed, and Stair/Vest 1-3. Rows include BSMT, 1ST, 2ND, 3RD, 4TH, 5TH, 6TH, 7TH, 8TH, 9TH, 10TH, 11TH, 12TH, 13TH, 14TH, 15TH, 16TH, 17TH, 18TH, and 19TH.

Table with columns for LOBBY FLOOR, AHU Number, Relative to Fire, SA Fans, RA Fans, Total Floor CFM, Fully Open/Closed, and Stair/Vest 1-3. Rows include 1ST and 2ND.

(E) FIRE CONTROL SEQUENCE

ITEM 1: UPON SENSING OF SMOKE DURING A FIRE THE SUPPLY FAN AND THE RETURN/EXHAUST FAN ON THE FIRE FLOOR SHALL SHUT-DOWN WITH THE FOLLOWING EXCEPTIONS. A FIRE ON OBB BASEMENT SHALL SHUT-DOWN THE SUPPLY FAN AND THE RETURN/EXHAUST FAN FOR OBB BASEMENT AND THE SUPPLY FAN AND THE RETURN/EXHAUST FAN FOR OBB 1ST FLOOR. OBB 1ST AND 2ND FLOORS ARE PROTECTED WITH FIRE DOORS AT THE CONNECTIONS TO THE LOBBY SO OBB FLOOR CONTROL IS INDEPENDENT OF LOBBY CONTROL. A FIRE ON OBB 1ST FLOOR SHALL SHUT-DOWN THE SUPPLY FANS (1A & 1B) AND THE RETURN/EXHAUST FANS (1A & 1B) FOR OBB BASEMENT AND OBB 1ST FLOOR BECAUSE BOTH AHU'S SERVE BOTH FLOORS. A FIRE ON OBB BASEMENT SHALL SHUT-DOWN THE SUPPLY FAN AND THE RETURN/EXHAUST FAN FOR OBB BASEMENT AND THE SUPPLY FAN AND THE RETURN/EXHAUST FAN FOR OBB 1ST FLOOR. A FIRE ON LOBBY 1ST FLOOR OR OBB 1ST FLOOR OR LOBBY 2ND FLOOR OR OBB 2ND FLOOR SHALL SHUT-DOWN THE SUPPLY FAN AND THE RETURN/EXHAUST FAN FOR THE LOBBY, THE SUPPLY FAN AND THE RETURN/EXHAUST FAN FOR OBB BASEMENT, THE SUPPLY FAN AND THE RETURN/EXHAUST FAN FOR OBB 1ST FLOOR AND THE SUPPLY FAN AND THE RETURN/EXHAUST FAN FOR OBB 2ND FLOOR. IF THE FIRE FLOOR IS ON THE 19TH FLOOR THE FIRE-SMOKE DAMPER SHALL CLOSE TO ISOLATE THE FLOOR. THE REMOTE ANNUNCIATOR PANEL SHALL HAVE THE CAPABILITY TO OVER-RIDE ANY AUTOMATIC FIRE CONTROL SIGNAL. ITEM 2: THE SUPPLY FAN ON THE FLOOR ABOVE (IF ANY) THE FIRE FLOOR SHALL OPERATE AT FULL SPEED WITH THE VFD CONTROL LOCKED OUT. THE RETURN/EXHAUST FAN ON THE FLOOR ABOVE (IF ANY) THE FIRE FLOOR SHALL SHUT-DOWN WITH THE VFD CONTROL LOCKED OUT WITH THE FOLLOWING EXCEPTIONS. THE SUPPLY FAN ON OBB 2ND FLOOR SHALL OPERATE AT FULL SPEED WITH THE VFD CONTROL LOCKED OUT FOR A FIRE ON OBB BASEMENT OR OBB 1ST FLOOR. A FIRE ON OBB BASEMENT OR OBB 1ST FLOOR SHALL SHUT-DOWN THE RETURN/EXHAUST FAN FOR OBB 2ND FLOOR. OBB 1ST AND 2ND FLOORS ARE PROTECTED WITH FIRE DOORS AT THE CONNECTIONS TO THE LOBBY SO INDIVIDUAL FLOORS ONLY, ARE CONTROLLED ON OBB. THE SUPPLY FAN ON OBB LOBBY AND THE SUPPLY FAN ON OBB 2ND FLOOR SHALL OPERATE AT FULL SPEED WITH THE VFD CONTROL LOCKED OUT FOR A FIRE ON OBB BASEMENT. A FIRE ON OBB BASEMENT SHALL SHUT-DOWN THE RETURN/EXHAUST FAN FOR LOBBY AND THE RETURN/EXHAUST FAN FOR OBB 2ND FLOOR. THE SUPPLY FAN ON OBB 3RD FLOOR SHALL OPERATE AT FULL SPEED WITH THE VFD CONTROL LOCKED OUT FOR A FIRE ON LOBBY 1ST FLOOR OR OBB 1ST FLOOR OR LOBBY 2ND FLOOR OR OBB 2ND FLOOR. A FIRE ON LOBBY 1ST FLOOR OR OBB 1ST FLOOR OR LOBBY 2ND FLOOR OR OBB 2ND FLOOR SHALL SHUT-DOWN THE RETURN/EXHAUST FAN FOR OBB 3RD FLOOR. IF THE FIRE FLOOR IS ON THE 18TH FLOOR THE FIRE-SMOKE DAMPER SHALL CLOSE TO ISOLATE THE FLOOR. THE REMOTE ANNUNCIATOR PANEL SHALL HAVE THE CAPABILITY TO OVER-RIDE ANY AUTOMATIC FIRE CONTROL SIGNAL. ITEM 3: THE SUPPLY FAN ON THE FLOOR BELOW (IF ANY) THE FIRE FLOOR SHALL OPERATE AT FULL SPEED WITH THE VFD CONTROL LOCKED OUT. THE RETURN/EXHAUST FAN ON THE FLOOR BELOW (IF ANY) THE FIRE FLOOR SHALL SHUT-DOWN WITH THE VFD CONTROL LOCKED OUT WITH THE FOLLOWING EXCEPTIONS. THIS DOES NOT APPLY IF THE FIRE FLOOR IS ON THE BASEMENT (OBB OR OBB) SINCE NO FLOOR WITH FANS EXISTS BELOW. THE SUPPLY FAN ON OBB BASEMENT AND OBB 1ST FLOOR (1A & 1B) SHALL OPERATE AT FULL SPEED WITH THE VFD CONTROL LOCKED OUT FOR A FIRE ON OBB 2ND FLOOR. A FIRE ON OBB 2ND FLOOR SHALL SHUT-DOWN THE RETURN/EXHAUST FAN FOR OBB BASEMENT AND OBB 1ST FLOOR. OBB 1ST FLOOR AND OBB 2ND FLOOR ARE PROTECTED WITH FIRE DOORS AT THE CONNECTIONS TO THE LOBBY SO INDIVIDUAL FLOORS ONLY, ARE CONTROLLED ON OBB. SUPPLY FAN ON OBB BASEMENT, SUPPLY FAN ON LOBBY, SUPPLY FAN ON OBB 1ST FLOOR AND SUPPLY FAN ON OBB 2ND FLOOR SHALL OPERATE AT FULL SPEED WITH THE VFD CONTROL LOCKED OUT FOR A FIRE ON OBB 3RD FLOOR. A FIRE ON OBB 3RD FLOOR SHALL SHUT-DOWN THE RETURN/EXHAUST FAN FOR OBB BASEMENT, RETURN/EXHAUST FAN FOR LOBBY, RETURN/EXHAUST FAN FOR OBB 1ST FLOOR, RETURN/EXHAUST FAN FOR OBB 2ND FLOOR. THIS DOES NOT APPLY IF THE FIRE FLOOR IS ON THE 19TH FLOOR (OBB OR OBB) SINCE NO FLOOR WITH FANS EXISTS ABOVE. THE REMOTE ANNUNCIATOR PANEL SHALL HAVE THE CAPABILITY TO OVER-RIDE ANY AUTOMATIC FIRE CONTROL SIGNAL. ITEM 4: UPON ARRIVAL, THE FIRE FIGHTING DEPARTMENT PERSONNEL MAY ACTIVATE THE RETURN/EXHAUST FAN ON THE FIRE FLOOR AND PURGE THE SMOKE FROM THE FIRE FLOOR TO PROVIDE VISIBILITY FOR THE FIRE FIGHTERS. THE RETURN/EXHAUST FAN SHALL BE ACTIVATED FROM THE REMOTE ANNUNCIATOR PANEL IN THE FIRE CONTROL ROOM, 90107. THE REMOTE ANNUNCIATOR PANEL SHALL HAVE THE CAPABILITY TO OVER-RIDE ANY AUTOMATIC FIRE CONTROL SIGNAL. ITEM 5: UPON SENSING OF SMOKE DURING A FIRE ON ANY FLOOR IN THE BUILDING (INCLUDES OBB & OBB & LOBBY) THE FOUR (SEE M01) STAIRWELL PRESSURIZATION FANS SHALL ACTIVATE AND RUN CONTINUOUSLY UNTIL THE FIRE SITUATION IS CANCELLED BY FIRE FIGHTERS AT THE REMOTE ANNUNCIATOR PANEL IN THE FIRE CONTROL ROOM. INDIVIDUAL STAIRWELL PRESSURIZATION FANS MAY BE ACTIVATED OR SHUT-DOWN FROM THE REMOTE ANNUNCIATOR PANEL IN THE FIRE CONTROL ROOM, 90107. THE REMOTE ANNUNCIATOR PANEL SHALL HAVE THE CAPABILITY TO OVER-RIDE ANY AUTOMATIC FIRE CONTROL SIGNAL. ITEM 6: UPON SENSING OF SMOKE DURING A FIRE ON A FLOOR IN THE BUILDING (INCLUDES OBB & OBB & LOBBY) THE EXHAUST FANS INTERLOCKED TO ANY AHU ON A FIRE FLOOR OR INTERLOCKED TO ANY AHU ABOVE OR BELOW A FIRE FLOOR SHALL SHUT-DOWN. THE INTERLOCKED EXHAUST FANS SHALL REMAIN SHUT-DOWN UNTIL THE FIRE SITUATION IS CANCELLED BY FIRE FIGHTERS AT THE REMOTE ANNUNCIATOR PANEL IN THE FIRE CONTROL ROOM. INDIVIDUAL EXHAUST FANS MAY BE ACTIVATED OR SHUT-DOWN FROM THE REMOTE ANNUNCIATOR PANEL IN THE FIRE CONTROL ROOM, 90107. THE REMOTE ANNUNCIATOR PANEL SHALL HAVE THE CAPABILITY TO OVER-RIDE ANY AUTOMATIC FIRE CONTROL SIGNAL. ITEM 7: UPON SENSING OF SMOKE DURING A FIRE IN ROOMS 80023 AND 80024 OF OBB THE SUPPLY FAN AND THE RETURN/EXHAUST FAN OF AHU-8-B-1C SHALL SHUT-DOWN. A FIRE ON OBB BASEMENT SHALL SHUT-DOWN THE SUPPLY FAN AND THE RETURN/EXHAUST FAN FOR AHU-8-B-1C. ITEM 8: UPON ACTIVATION OF THE SUPPLY FAN ON ANY FLOOR ABOVE OR BELOW THE FIRE FLOOR ALL FIRE SMOKE DAMPERS IN THE SUPPLY DUCT SYSTEM SHALL BE FORCED OPEN BY A SIGNAL FROM THE FACP. UPON DE-ACTIVATION OF THE SUPPLY FAN ON ANY FIRE FLOOR ALL FIRE SMOKE DAMPERS IN THE SUPPLY DUCT SYSTEM SHALL BE FORCED CLOSED BY A SIGNAL FROM THE FACP. UPON DE-ACTIVATION OF THE RETURN/EXHAUST FAN ON ANY FIRE FLOOR OR ABOVE OR BELOW ANY FIRE FLOOR ALL FIRE SMOKE DAMPERS IN THE RETURN DUCT SYSTEM SHALL BE FORCED CLOSED BY A SIGNAL FROM THE FACP. UPON ACTIVATION OF THE RETURN/EXHAUST FAN ON ANY FLOOR BY THE FIRE FIGHTING DEPARTMENT PERSONNEL ALL FIRE SMOKE DAMPERS IN THE RETURN DUCT SYSTEM SHALL BE FORCED OPEN BY A SIGNAL FROM THE FACP. ITEM 9: UPON ACTIVATION OF THE SUPPLY FAN AND DE-ACTIVATION OF THE RETURN/EXHAUST FAN ON ANY FLOOR ABOVE OR BELOW THE FIRE FLOOR THE OUTSIDE AIR DAMPER SHALL BE FORCED OPEN AND THE RETURN AIR DAMPER AND THE EXHAUST AIR DAMPER SHALL BE FORCED CLOSED BY A SIGNAL FROM THE FACP. UPON DE-ACTIVATION OF THE SUPPLY FAN AND DE-ACTIVATION OF THE RETURN/EXHAUST FAN ON ANY FIRE FLOOR THE OUTSIDE AIR DAMPER, THE RETURN AIR DAMPER, AND THE EXHAUST AIR DAMPER SHALL BE FORCED CLOSED BY A SIGNAL FROM THE FACP. UPON ACTIVATION OF THE RETURN/EXHAUST FAN ON ANY FLOOR BY THE FIRE FIGHTING DEPARTMENT PERSONNEL THE EXHAUST AIR DAMPER SHALL BE FORCED OPEN BY A SIGNAL FROM THE FACP. END SWITCHES ON THE OUTSIDE AIR DAMPER, RETURN AIR DAMPER AND EXHAUST AIR DAMPER FOR EACH AHU SHALL BE MONITORED BY THE FACP. ITEM 10: DIVISION 16 SHALL PROVIDE MONITORING AND PROOF OF SUPPLY FAN AND RETURN/EXHAUST FAN OPERATION FOR EACH AHU PER CODE.

FOR REFERENCE ONLY THE SMOKE CONTROL MATRIX AND FIRE CONTROL SEQUENCE SHOWN ON THIS PAGE ARE REPRODUCED FROM PREVIOUSLY-PERMITTED DRAWINGS AS AN AID TO THE DIVISION 23 CONTRACTOR. THIS WORK APPEARS IN DIVISION 26 (FIRE ALARM CONTROLS). THE CONTROLLED EQUIPMENT SHALL BE HARD-WIRED TO THE FIRE ALARM CONTROL PANEL (FACP) PER CODE. SEE DIVISION 26 DRAWINGS AND SPECIFICATIONS FOR ALL WORK PERTAINING TO FIRE ALARM CONTROLS. COORDINATE FIRE ALARM CONTROLS WITH LOCAL FIRE DISTRICT AND OWNER REQUIREMENTS. ALL SHOP DRAWINGS, SUBMITTALS, AND RFI'S SHALL BE DIRECTED TO DIVISION 26. THE WORK SHOWN FOR REFERENCE ONLY ON THIS SHEET IS NOT INTENDED TO DEFINE THE ENTIRE SCOPE OF WORK FOR FIRE ALARM CONTROLS.



DEPARTMENT OF GENERAL SERVICES - FACILITIES MANAGEMENT DIVISION OFFICE BUILDING 8 & 9 (039 & 045) - FIRE LIFE SAFE UPGRADE 744 P STREET, SACRAMENTO, CA 95814 CONSTRUCTION DOCUMENTS

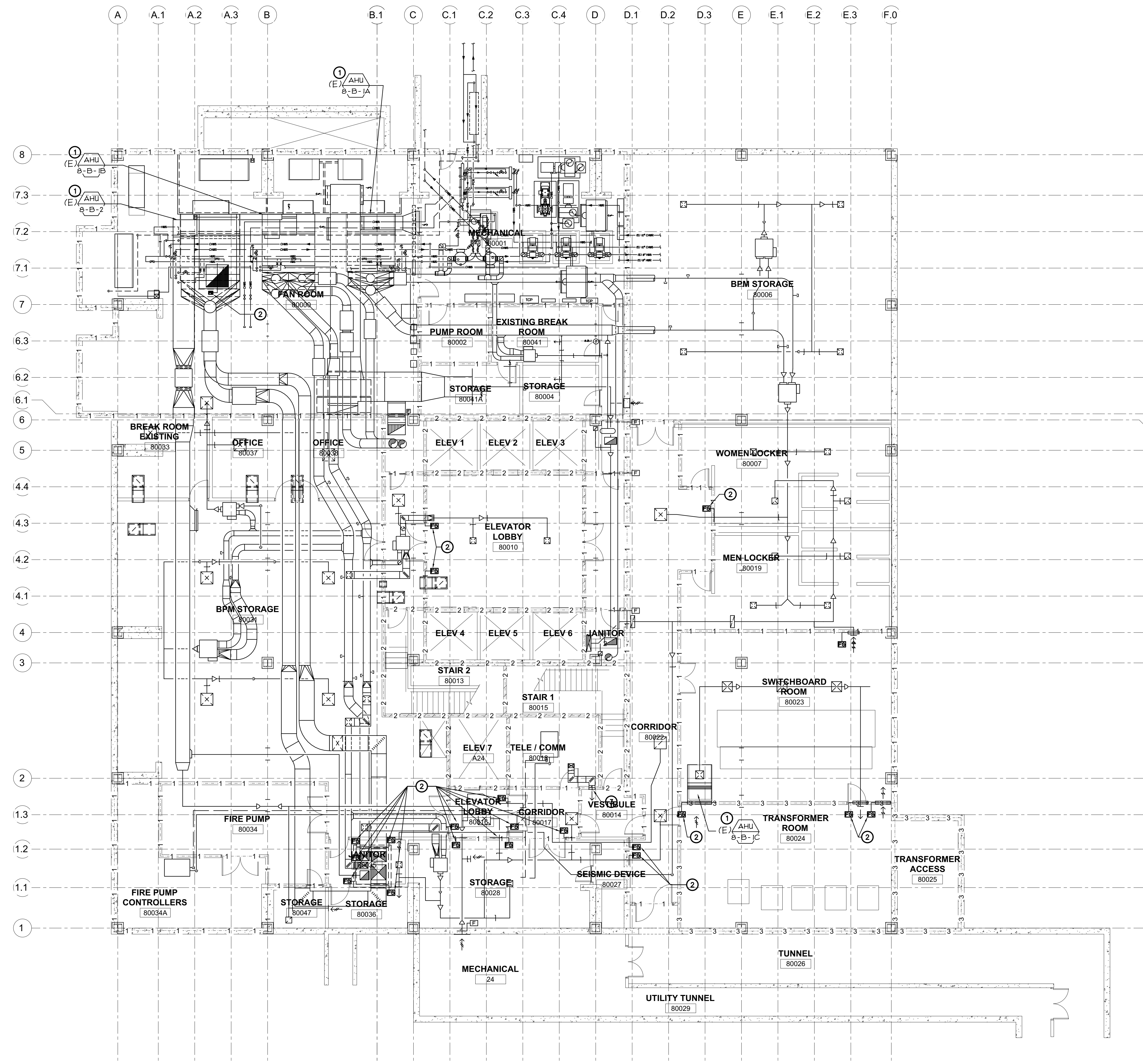


Table with columns for NO., DESCRIPTION, DATE, and REVISIONS.

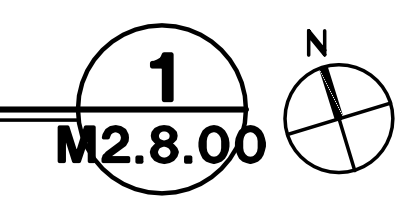
TITLE HVAC CONTROLS PROJECT NO. M0.0.02 SHEET NO. ISSUE DATE: OCTOBER 25, 2024



QC
INI
%



BUILDING 8 - HVAC BASEMENT FLOOR PLAN
 SCALE : 1/8" = 1'-0"



GENERAL NOTES

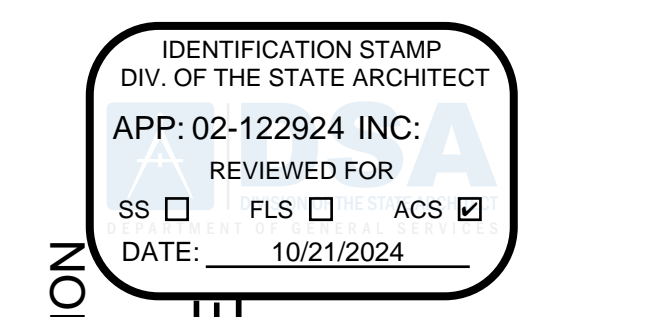

1. DRAWINGS HAVE BEEN PREPARED BASED ON EXISTING RECORD DRAWINGS AND MAY NOT MATCH INSTALLED CONDITIONS. DIVISION 23 CONTRACTOR SHALL NOTIFY ARCHITECT OF ANY DISCREPANCIES AND EXISTING CONDITIONS THAT ARE NOT SHOWN ON DRAWINGS.

SCOPE OF WORK

- PRIOR TO START OF FIRE ALARM REPLACEMENT WORK, DIVISION 23 CONTRACTOR SHALL PERFORM A FIELD INVESTIGATION TO DETERMINE THE CONDITION OF EXISTING COMPONENTS WITH INTEGRATIONS TO THE EXISTING FIRE ALARM SYSTEM. CONTRACTOR SHALL:
 - VERIFY THAT ALL FIRE-SMOKE DAMPERS AND ACTUATORS LISTED ON THE SMOKE CONTROL MATRIX (SHEET M0.0.01) ARE IN OPERATION, CAN TRAVEL ALONG THEIR FULL CONTROL PATH, AND REPORT THEIR POSITION CORRECTLY AT BOTH THE BMS AND THE EXISTING FIRE ALARM SYSTEM.
 - VERIFY THAT ALL FIRE-SMOKE DAMPERS AND MIXING DAMPERS INTERNAL TO THE AIR HANDLING UNITS ARE IN OPERATION, CAN TRAVEL ALONG THEIR FULL CONTROL PATH, AND REPORT THEIR POSITION CORRECTLY AT BOTH THE BMS AND THE EXISTING FIRE ALARM SYSTEM PRIOR TO ITS REPLACEMENT.
 - VERIFY THAT ALL CONTROL DAMPERS USED BY THE EXISTING STAIRWELL PRESSURIZATION SYSTEM, AND THE INTERLOCK BETWEEN THE PRESSURIZATION FAN AND THE FIRE ALARM SYSTEM ARE OPERATIONAL.
- CONCURRENT WITH THE DEMOLITION OF THE EXISTING FIRE ALARM SYSTEM, DIVISION 23 CONTRACTOR SHALL DISCONNECT ALL COMPONENTS INTEGRATED WITH THE DEMOLISHED FIRE ALARM SYSTEM AND COORDINATE REPLACEMENT OF ANY COMPONENTS IDENTIFIED AS FAULTY DURING THE PRE-DEMOLITION WORK ABOVE.
- FOLLOWING THE COMPLETION OF THE REPLACEMENT FIRE ALARM SYSTEM WORK, DIVISION 23 CONTRACTOR SHALL COORDINATE RECONNECTION OF ALL COMPONENTS, BOTH EXISTING AND REPLACEMENT, TO THE NEW FIRE ALARM SYSTEM. CONTRACTOR SHALL:
 - VERIFY THAT ALL CONTROLLED DEVICES MONITORED BY THE EXISTING SMOKE CONTROL PANEL ARE RECONNECTED TO THE REPLACEMENT FIRE ALARM SYSTEM.
 - RECONNECT THE EXISTING BMS SYSTEM TO THE REPLACEMENT FIRE ALARM SYSTEM AND VERIFY THAT THE BMS ACCEPTS AND RESPONDS CORRECTLY TO ALL CONTROL MODES SIGNALLED BY THE FIRE ALARM SYSTEM.
 - VERIFY THAT ALL SEQUENCES LISTED ON THE FIRE CONTROL SEQUENCE (SHEET M0.0.01), THE STAIRWELL PRESSURIZATION SEQUENCE (SHEET M0.0.02), AND THE FIRE ALARM CONTROL DRAWINGS (SEE DIV 26 SHEETS) ARE IMPLEMENTED AND FUNCTIONALLY TESTED.

KEY NOTES:

- EXISTING AIR HANDLER EQUIPMENT. REFER TO GENERAL NOTES ABOVE.
- EXISTING FIRE-SMOKE DAMPERS. REFER TO GENERAL NOTES ABOVE.
- EXISTING STAIRWELL PRESSURIZATION SYSTEM CONTROL DAMPERS. REFER TO GENERAL NOTES ABOVE.



DEPARTMENT OF GENERAL SERVICES - FACILITIES MANAGEMENT DIVISION
 OFFICE BUILDING 8 & 9 (039 & 045) - FIRE LIFE SAFE UPGRADE
 744 P STREET,
 SACRAMENTO, CA 95814
 CONSTRUCTION DOCUMENTS



DATE SIGNED: 10-24-24
 SCALE: AS INDICATED

NO.	DESCRIPTION	DATE

DRAWN BY: _____
 APPROVED BY: _____
 CHECKED BY: _____
 DATE: _____

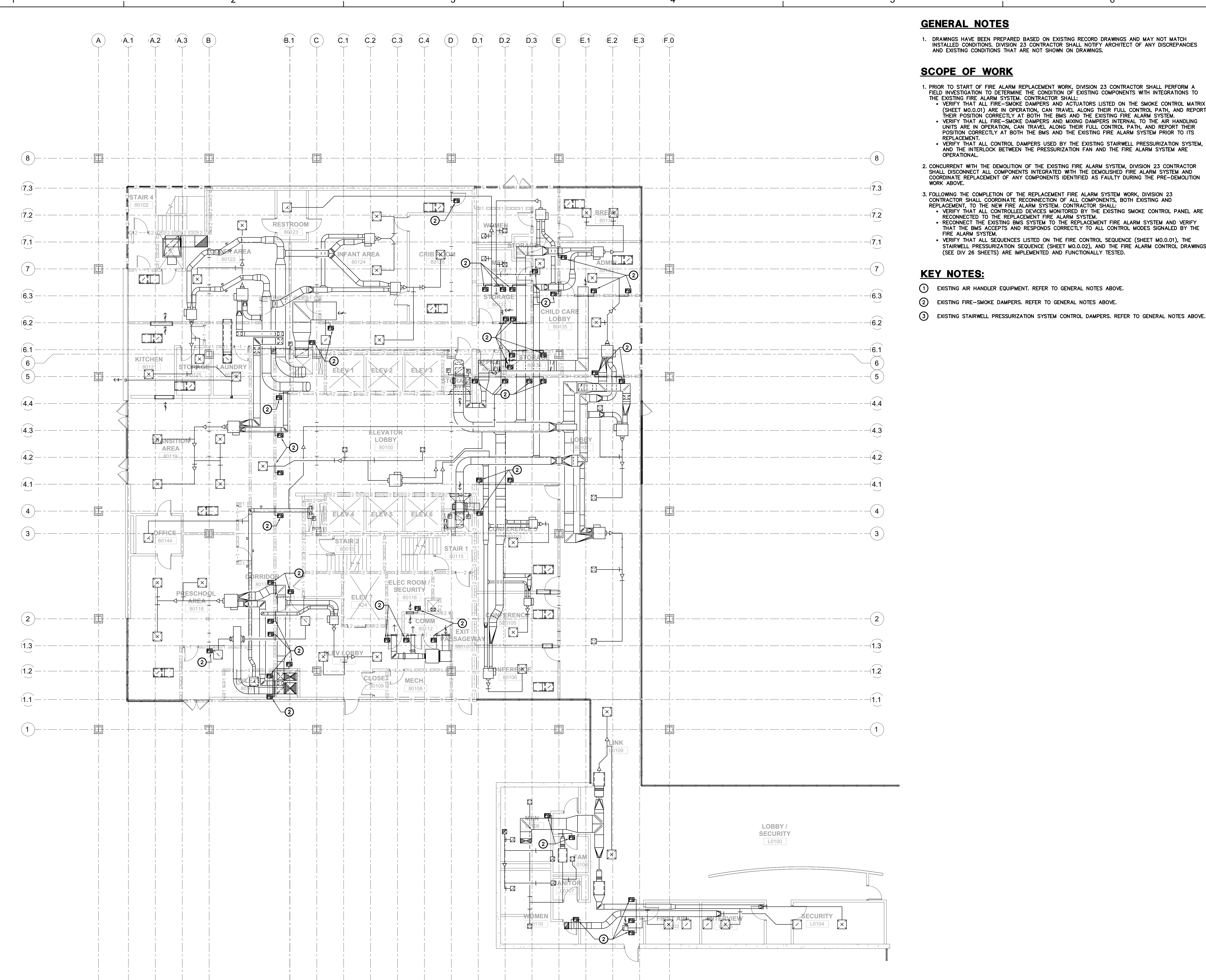
TITLE:
**BUILDING 8
 HVAC BASEMENT
 FLOOR PLAN**

PROJECT NO. _____



M2.8.00
 SHEET NO. _____
 ISSUE DATE: OCTOBER 25, 2024

QC
INI
%



GENERAL NOTES

1. DRAWINGS HAVE BEEN PREPARED BASED ON EXISTING RECORD DRAWINGS AND MAY NOT MATCH INSTALLED CONDITIONS. DIVISION 23 CONTRACTOR SHALL NOTIFY ARCHITECT OF ANY DISCREPANCIES AND EXISTING CONDITIONS THAT ARE NOT SHOWN ON DRAWINGS.

SCOPE OF WORK

- PRIOR TO START OF FIRE ALARM REPLACEMENT WORK, DIVISION 23 CONTRACTOR SHALL PERFORM A FIELD INVESTIGATION TO DETERMINE THE CONDITION OF EXISTING COMPONENTS WITH INTEGRATIONS TO THE EXISTING FIRE ALARM SYSTEM. CONTRACTOR SHALL:
 - VERIFY THAT ALL FIRE-SMOKE DAMPERS AND ACTUATORS LISTED ON THE SMOKE CONTROL MATRIX (SHEET M0.0.01) ARE IN OPERATION, CAN TRAVEL ALONG THEIR FULL CONTROL PATH, AND REPORT THEIR POSITION CORRECTLY AT BOTH THE BMS AND THE EXISTING FIRE ALARM SYSTEM.
 - VERIFY THAT ALL FIRE-SMOKE DAMPERS AND MIXING DAMPERS INTERNAL TO THE AIR HANDLING UNITS ARE IN OPERATION, CAN TRAVEL ALONG THEIR FULL CONTROL PATH, AND REPORT THEIR POSITION CORRECTLY AT BOTH THE BMS AND THE EXISTING FIRE ALARM SYSTEM PRIOR TO ITS REPLACEMENT.
 - VERIFY THAT ALL CONTROL DAMPERS USED BY THE EXISTING STAIRWELL PRESSURIZATION SYSTEM, AND THE INTERLOCK BETWEEN THE PRESSURIZATION FAN AND THE FIRE ALARM SYSTEM ARE OPERATIONAL.
- CONCURRENT WITH THE DEMOLITION OF THE EXISTING FIRE ALARM SYSTEM, DIVISION 23 CONTRACTOR SHALL DISCONNECT ALL COMPONENTS INTEGRATED WITH THE DEMOLISHED FIRE ALARM SYSTEM AND COORDINATE REPLACEMENT OF ANY COMPONENTS IDENTIFIED AS FAULTY DURING THE PRE-DEMOLITION WORK ABOVE.
- FOLLOWING THE COMPLETION OF THE REPLACEMENT FIRE ALARM SYSTEM WORK, DIVISION 23 CONTRACTOR SHALL COORDINATE RECONNECTION OF ALL COMPONENTS, BOTH EXISTING AND REPLACEMENT, TO THE NEW FIRE ALARM SYSTEM. CONTRACTOR SHALL:
 - VERIFY THAT ALL CONTROLLED DEVICES MONITORED BY THE EXISTING SMOKE CONTROL PANEL ARE RECONNECTED TO THE REPLACEMENT FIRE ALARM SYSTEM.
 - RECONNECT THE EXISTING BMS SYSTEM TO THE REPLACEMENT FIRE ALARM SYSTEM AND VERIFY THAT THE BMS ACCEPTS AND RESPONDS CORRECTLY TO ALL CONTROL MODES SIGNALLED BY THE FIRE ALARM SYSTEM.
 - VERIFY THAT ALL SEQUENCES LISTED ON THE FIRE CONTROL SEQUENCE (SHEET M0.0.01), THE STAIRWELL PRESSURIZATION SEQUENCE (SHEET M0.0.02), AND THE FIRE ALARM CONTROL DRAWINGS (SEE DIV 26 SHEETS) ARE IMPLEMENTED AND FUNCTIONALLY TESTED.

KEY NOTES:

- EXISTING AIR HANDLER EQUIPMENT. REFER TO GENERAL NOTES ABOVE.
- EXISTING FIRE-SMOKE DAMPERS. REFER TO GENERAL NOTES ABOVE.
- EXISTING STAIRWELL PRESSURIZATION SYSTEM CONTROL DAMPERS. REFER TO GENERAL NOTES ABOVE.



Dewberry Architects Inc.
301 N Lake Ave, Suite 320
Pasadena, CA 91101-5112
916.239.7244 Phone
916.239.7245 Fax



IDENTIFICATION STAMP
DIV. OF THE STATE ARCHITECT
APP: 02-122924 INC.
REVIEWED FOR
SS FLS ACS
DATE: 10/21/2024

DEPARTMENT OF GENERAL SERVICES - FACILITIES MANAGEMENT DIVISION
OFFICE BUILDING 8 & 9 (039 & 045) - FIRE LIFE SAFE UPGRADE
744 P STREET,
SACRAMENTO, CA 95814
CONSTRUCTION DOCUMENTS



DATE SIGNED: 10-8-24
SCALE: AS INDICATED

NO.	DESCRIPTION	DATE

DRAWN BY _____
APPROVED BY _____
CHECKED BY _____
DATE _____

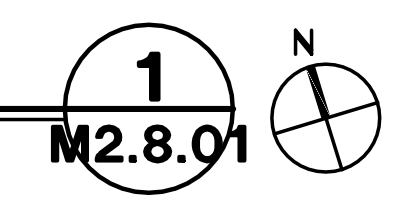
TITLE
**BUILDING 8
HVAC 1ST
FLOOR PLAN**

PROJECT NO.

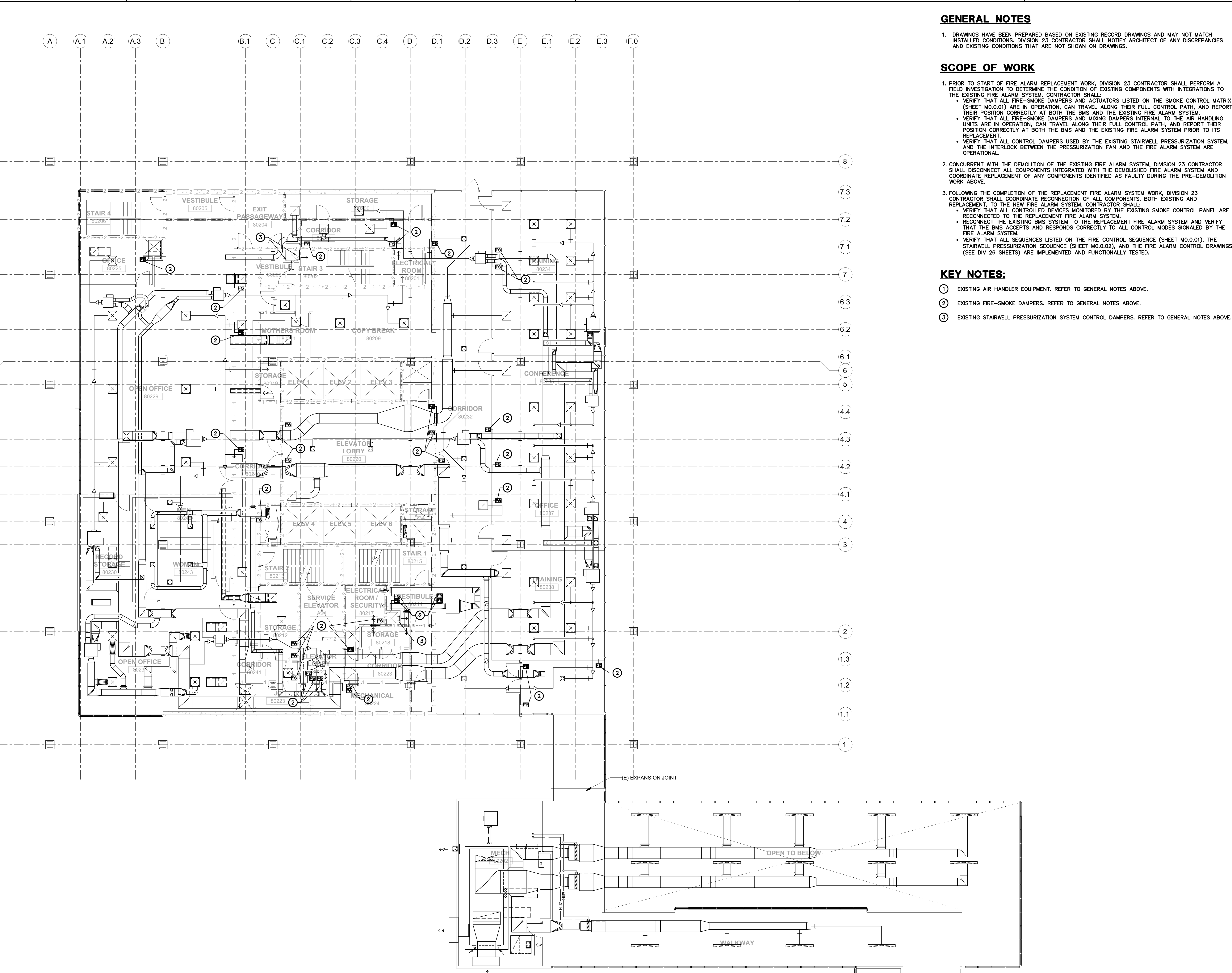
M2.8.01

SHEET NO. ISSUE DATE: OCTOBER 25, 2024

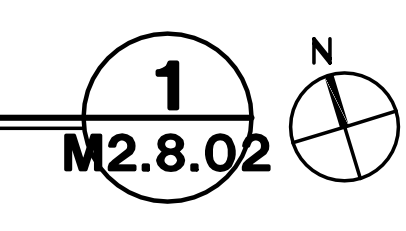
BUILDING 8 - HVAC 1ST FLOOR PLAN
SCALE : 1/8" = 1'-0"



QC		
INI		
%		



BUILDING 8 - HVAC 2ND FLOOR PLAN
SCALE : 1/8" = 1'-0"



GENERAL NOTES

1. DRAWINGS HAVE BEEN PREPARED BASED ON EXISTING RECORD DRAWINGS AND MAY NOT MATCH INSTALLED CONDITIONS. DIVISION 23 CONTRACTOR SHALL NOTIFY ARCHITECT OF ANY DISCREPANCIES AND EXISTING CONDITIONS THAT ARE NOT SHOWN ON DRAWINGS.

SCOPE OF WORK

1. PRIOR TO START OF FIRE ALARM REPLACEMENT WORK, DIVISION 23 CONTRACTOR SHALL PERFORM A FIELD INVESTIGATION TO DETERMINE THE CONDITION OF EXISTING COMPONENTS WITH INTEGRATIONS TO THE EXISTING FIRE ALARM SYSTEM. CONTRACTOR SHALL:
 - VERIFY THAT ALL FIRE-SMOKE DAMPERS AND ACTUATORS LISTED ON THE SMOKE CONTROL MATRIX (SHEET M0.0.01) ARE IN OPERATION, CAN TRAVEL ALONG THEIR FULL CONTROL PATH, AND REPORT THEIR POSITION CORRECTLY AT BOTH THE BMS AND THE EXISTING FIRE ALARM SYSTEM.
 - VERIFY THAT ALL FIRE-SMOKE DAMPERS AND MIXING DAMPERS INTERNAL TO THE AIR HANDLING UNITS ARE IN OPERATION, CAN TRAVEL ALONG THEIR FULL CONTROL PATH, AND REPORT THEIR POSITION CORRECTLY AT BOTH THE BMS AND THE EXISTING FIRE ALARM SYSTEM PRIOR TO ITS REPLACEMENT.
 - VERIFY THAT ALL CONTROL DAMPERS USED BY THE EXISTING STAIRWELL PRESSURIZATION SYSTEM, AND THE INTERLOCK BETWEEN THE PRESSURIZATION FAN AND THE FIRE ALARM SYSTEM ARE OPERATIONAL.
2. CONCURRENT WITH THE DEMOLITION OF THE EXISTING FIRE ALARM SYSTEM, DIVISION 23 CONTRACTOR SHALL DISCONNECT ALL COMPONENTS INTEGRATED WITH THE DEMOLISHED FIRE ALARM SYSTEM AND COORDINATE REPLACEMENT OF ANY COMPONENTS IDENTIFIED AS FAULTY DURING THE PRE-DEMOLITION WORK ABOVE.
3. FOLLOWING THE COMPLETION OF THE REPLACEMENT FIRE ALARM SYSTEM WORK, DIVISION 23 CONTRACTOR SHALL COORDINATE RECONNECTION OF ALL COMPONENTS, BOTH EXISTING AND REPLACEMENT, TO THE NEW FIRE ALARM SYSTEM. CONTRACTOR SHALL:
 - VERIFY THAT ALL CONTROLLED DEVICES MONITORED BY THE EXISTING SMOKE CONTROL PANEL ARE RECONNECTED TO THE REPLACEMENT FIRE ALARM SYSTEM.
 - RECONNECT THE EXISTING BMS SYSTEM TO THE REPLACEMENT FIRE ALARM SYSTEM AND VERIFY THAT THE BMS ACCEPTS AND RESPONDS CORRECTLY TO ALL CONTROL MODES SIGNALLED BY THE FIRE ALARM SYSTEM.
 - VERIFY THAT ALL SEQUENCES LISTED ON THE FIRE CONTROL SEQUENCE (SHEET M0.0.01), THE STAIRWELL PRESSURIZATION SEQUENCE (SHEET M0.0.02), AND THE FIRE ALARM CONTROL DRAWINGS (SEE DIV 26 SHEETS) ARE IMPLEMENTED AND FUNCTIONALLY TESTED.

KEY NOTES:

1. EXISTING AIR HANDLER EQUIPMENT. REFER TO GENERAL NOTES ABOVE.
2. EXISTING FIRE-SMOKE DAMPERS. REFER TO GENERAL NOTES ABOVE.
3. EXISTING STAIRWELL PRESSURIZATION SYSTEM CONTROL DAMPERS. REFER TO GENERAL NOTES ABOVE.

Dewberry
Dewberry Architects Inc.
301 N Lake Ave Suite 320
Pasadena, CA 91101-5112
916.239.7244 Phone
916.239.7245 Fax

AGENCY APPROVAL

OFFICE OF THE STATE FIRE MARSHAL
APPROVED FIRE AND PANIC ONLY

07/01/24
23-0555
E
SINCE 1985

Approval of this plan does not authorize or approve any omission or deviation from applicable regulations. Final approval is subject to field inspection. One set of approved plans shall be available on the project site at all times.

IDENTIFICATION STAMP
DIV. OF THE STATE ARCHITECT

APP: 02-122924 INC.
REVIEWED FOR
SS FLS ACS

DATE: 10/21/2024

DEPARTMENT OF GENERAL SERVICES - FACILITIES MANAGEMENT DIVISION

OFFICE BUILDING 8 & 9 (039 & 045) - FIRE LIFE SAFE UPGRADE

744 P STREET,
SACRAMENTO, CA 95814
CONSTRUCTION DOCUMENTS

SEAL

DATE SIGNED: 10.8.24

SCALE AS INDICATED

REVISIONS

NO.	DESCRIPTION	DATE

DRAWN BY _____
APPROVED BY _____
CHECKED BY _____
DATE _____

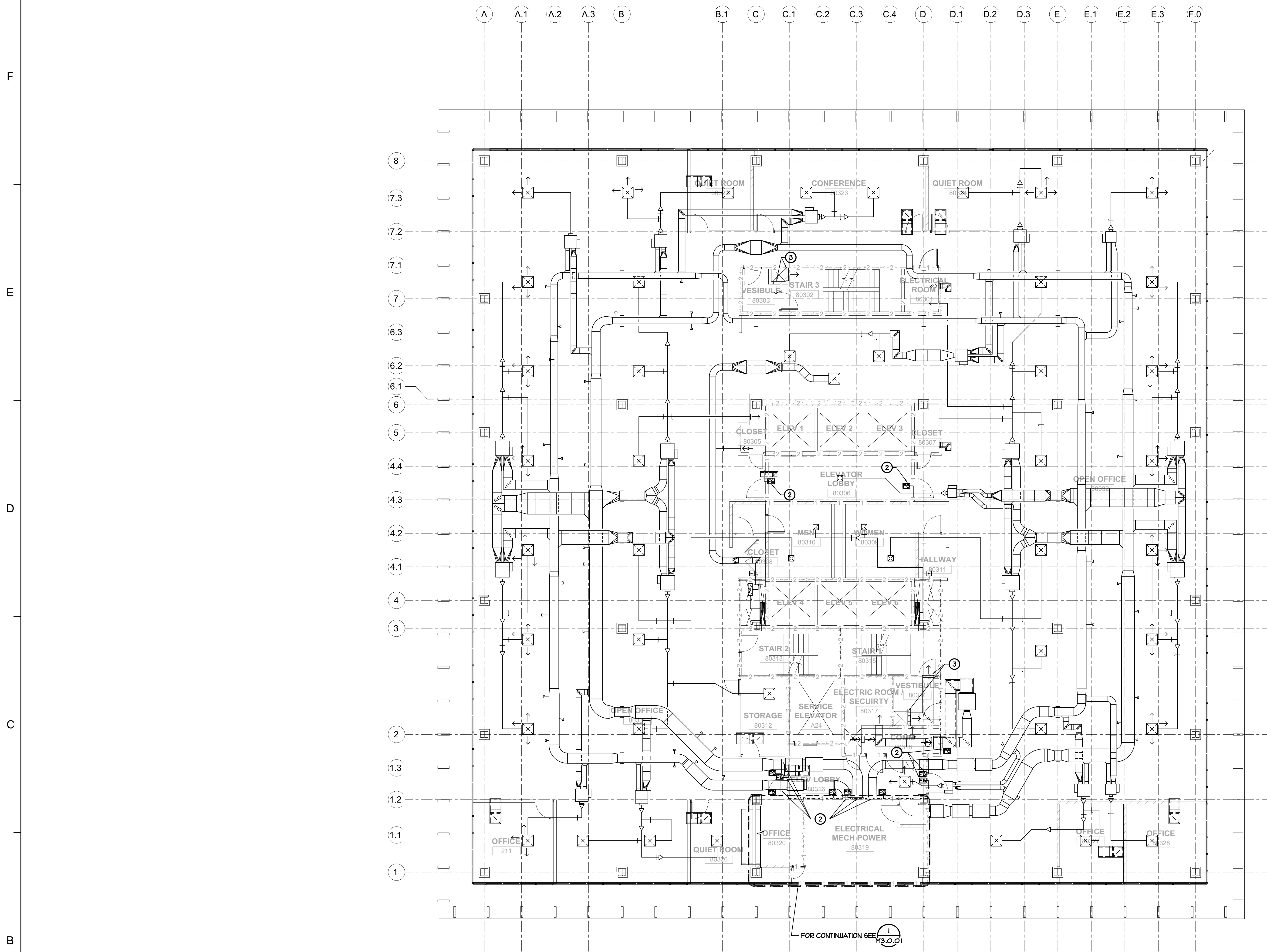
TITLE
**BUILDING 8
HVAC 2ND
FLOOR PLAN**

PROJECT NO. _____
M2.8.02
SHEET NO. _____

ISSUE DATE: OCTOBER 25, 2024



QC
INI
%



BUILDING 8 - HVAC 3RD FLOOR PLAN
 SCALE : 1/8" = 1'-0"

1
 M2.8.03

GENERAL NOTES

1. DRAWINGS HAVE BEEN PREPARED BASED ON EXISTING RECORD DRAWINGS AND MAY NOT MATCH INSTALLED CONDITIONS. DIVISION 23 CONTRACTOR SHALL NOTIFY ARCHITECT OF ANY DISCREPANCIES AND EXISTING CONDITIONS THAT ARE NOT SHOWN ON DRAWINGS.

SCOPE OF WORK

- PRIOR TO START OF FIRE ALARM REPLACEMENT WORK, DIVISION 23 CONTRACTOR SHALL PERFORM A FIELD INVESTIGATION TO DETERMINE THE CONDITION OF EXISTING COMPONENTS WITH INTEGRATIONS TO THE EXISTING FIRE ALARM SYSTEM. CONTRACTOR SHALL:
 - VERIFY THAT ALL FIRE-SMOKE DAMPERS AND ACTUATORS LISTED ON THE SMOKE CONTROL MATRIX (SHEET M0.0.01) ARE IN OPERATION, CAN TRAVEL ALONG THEIR FULL CONTROL PATH, AND REPORT THEIR POSITION CORRECTLY AT BOTH THE BMS AND THE EXISTING FIRE ALARM SYSTEM.
 - VERIFY THAT ALL FIRE-SMOKE DAMPERS AND MIXING DAMPERS INTERNAL TO THE AIR HANDLING UNITS ARE IN OPERATION, CAN TRAVEL ALONG THEIR FULL CONTROL PATH, AND REPORT THEIR POSITION CORRECTLY AT BOTH THE BMS AND THE EXISTING FIRE ALARM SYSTEM PRIOR TO ITS REPLACEMENT.
 - VERIFY THAT ALL CONTROL DAMPERS USED BY THE EXISTING STAIRWELL PRESSURIZATION SYSTEM, AND THE INTERLOCK BETWEEN THE PRESSURIZATION FAN AND THE FIRE ALARM SYSTEM ARE OPERATIONAL.
- CONCURRENT WITH THE DEMOLITION OF THE EXISTING FIRE ALARM SYSTEM, DIVISION 23 CONTRACTOR SHALL DISCONNECT ALL COMPONENTS INTEGRATED WITH THE DEMOLISHED FIRE ALARM SYSTEM AND COORDINATE REPLACEMENT OF ANY COMPONENTS IDENTIFIED AS FAULTY DURING THE PRE-DEMOLITION WORK ABOVE.
- FOLLOWING THE COMPLETION OF THE REPLACEMENT FIRE ALARM SYSTEM WORK, DIVISION 23 CONTRACTOR SHALL COORDINATE RECONNECTION OF ALL COMPONENTS, BOTH EXISTING AND REPLACEMENT, TO THE NEW FIRE ALARM SYSTEM. CONTRACTOR SHALL:
 - VERIFY THAT ALL CONTROLLED DEVICES MONITORED BY THE EXISTING SMOKE CONTROL PANEL ARE RECONNECTED TO THE REPLACEMENT FIRE ALARM SYSTEM.
 - RECONNECT THE EXISTING BMS SYSTEM TO THE REPLACEMENT FIRE ALARM SYSTEM AND VERIFY THAT THE BMS ACCEPTS AND RESPONDS CORRECTLY TO ALL CONTROL MODES SIGNALLED BY THE FIRE ALARM SYSTEM.
 - VERIFY THAT ALL SEQUENCES LISTED ON THE FIRE CONTROL SEQUENCE (SHEET M0.0.01), THE STAIRWELL PRESSURIZATION SEQUENCE (SHEET M0.0.02), AND THE FIRE ALARM CONTROL DRAWINGS (SEE DIV 26 SHEETS) ARE IMPLEMENTED AND FUNCTIONALLY TESTED.

KEY NOTES:

- EXISTING AIR HANDLER EQUIPMENT. REFER TO GENERAL NOTES ABOVE.
- EXISTING FIRE-SMOKE DAMPERS. REFER TO GENERAL NOTES ABOVE.
- EXISTING STAIRWELL PRESSURIZATION SYSTEM CONTROL DAMPERS. REFER TO GENERAL NOTES ABOVE.



Dewberry Architects Inc.
 301 N Lake Ave, Suite 320
 Pasadena, CA 91101-5112
 916.239.7244 Phone
 916.239.7245 Fax

AGENCY APPROVAL

OFFICE OF THE STATE FIRE MARSHAL
 APPROVED FIRE AND PANIC ONLY

07/01/24
 23-8555-E
 SINCE 1985

Approval of this plan does not authorize or approve any omission or deviation from applicable regulations. Final approval is subject to field inspection. One set of approved plans shall be available on the project site at all times.

IDENTIFICATION STAMP
 DIV. OF THE STATE ARCHITECT

APP: 02-122924 INC.
 REVIEWED FOR
 SS FLS ACS

DATE: 10/21/2024

DEPARTMENT OF GENERAL SERVICES - FACILITIES MANAGEMENT DIVISION

OFFICE BUILDING 8 & 9 (039 & 045) - FIRE LIFE SAFE UPGRADE

744 P STREET,
 SACRAMENTO, CA 95814

CONSTRUCTION DOCUMENTS

SEAL

DATE SIGNED: 10-8-24

SCALE AS INDICATED

REVISIONS

NO.	DESCRIPTION	DATE

DRAWN BY _____
 APPROVED BY _____
 CHECKED BY _____
 DATE _____

TITLE

**BUILDING 8
 HVAC 3RD
 FLOOR PLAN**

PROJECT NO.

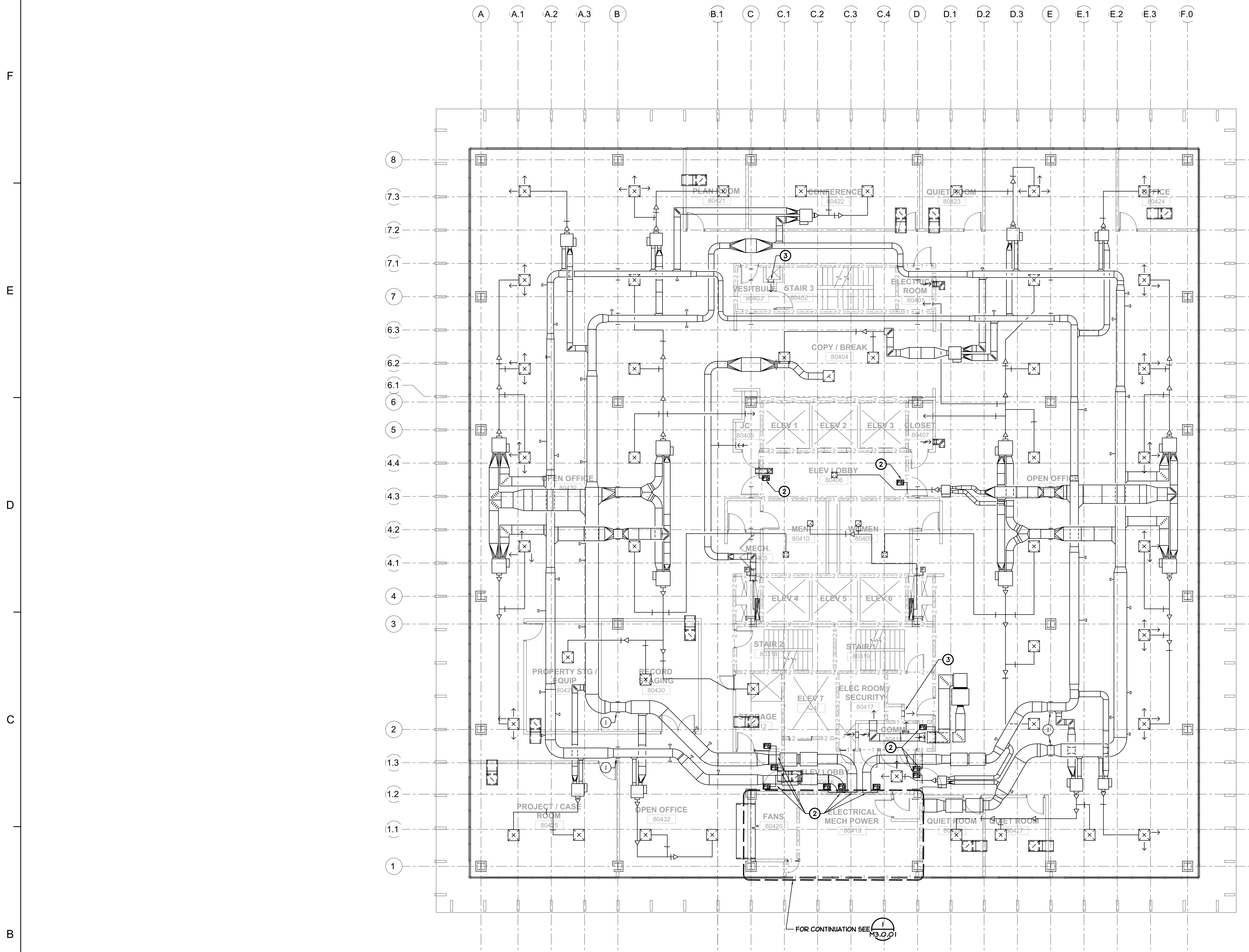
M2.8.03

SHEET NO. ISSUE DATE: OCTOBER 25, 2024



capital engineering
 RAYMOND GONZALEZ, CHAIRMAN
 212201.00
 PM - DESIGN TEAM PROJECT NO.

QC
INI
%



BUILDING 8 - HVAC 4TH FLOOR PLAN
 SCALE : 1/8" = 1'-0"



GENERAL NOTES

1. DRAWINGS HAVE BEEN PREPARED BASED ON EXISTING RECORD DRAWINGS AND MAY NOT MATCH INSTALLED CONDITIONS. DIVISION 23 CONTRACTOR SHALL NOTIFY ARCHITECT OF ANY DISCREPANCIES AND EXISTING CONDITIONS THAT ARE NOT SHOWN ON DRAWINGS.

SCOPE OF WORK

- PRIOR TO START OF FIRE ALARM REPLACEMENT WORK, DIVISION 23 CONTRACTOR SHALL PERFORM A FIELD INVESTIGATION TO DETERMINE THE CONDITION OF EXISTING COMPONENTS WITH INTEGRATIONS TO THE EXISTING FIRE ALARM SYSTEM. CONTRACTOR SHALL:
 - VERIFY THAT ALL FIRE-SMOKE DAMPERS AND ACTUATORS LISTED ON THE SMOKE CONTROL MATRIX (SHEET M0.0.01) ARE IN OPERATION, CAN TRAVEL ALONG THEIR FULL CONTROL PATH, AND REPORT THEIR POSITION CORRECTLY AT BOTH THE BMS AND THE EXISTING FIRE ALARM SYSTEM.
 - VERIFY THAT ALL FIRE-SMOKE DAMPERS AND MIXING DAMPERS INTERNAL TO THE AIR HANDLING UNITS ARE IN OPERATION, CAN TRAVEL ALONG THEIR FULL CONTROL PATH, AND REPORT THEIR POSITION CORRECTLY AT BOTH THE BMS AND THE EXISTING FIRE ALARM SYSTEM PRIOR TO ITS REPLACEMENT.
 - VERIFY THAT ALL CONTROL DAMPERS USED BY THE EXISTING STAIRWELL PRESSURIZATION SYSTEM, AND THE INTERLOCK BETWEEN THE PRESSURIZATION FAN AND THE FIRE ALARM SYSTEM ARE OPERATIONAL.
- CONCURRENT WITH THE DEMOLITION OF THE EXISTING FIRE ALARM SYSTEM, DIVISION 23 CONTRACTOR SHALL DISCONNECT ALL COMPONENTS INTEGRATED WITH THE DEMOLISHED FIRE ALARM SYSTEM AND COORDINATE REPLACEMENT OF ANY COMPONENTS IDENTIFIED AS FAULTY DURING THE PRE-DEMOLITION WORK ABOVE.
- FOLLOWING THE COMPLETION OF THE REPLACEMENT FIRE ALARM SYSTEM WORK, DIVISION 23 CONTRACTOR SHALL COORDINATE RECONNECTION OF ALL COMPONENTS, BOTH EXISTING AND REPLACEMENT, TO THE NEW FIRE ALARM SYSTEM. CONTRACTOR SHALL:
 - VERIFY THAT ALL CONTROLLED DEVICES MONITORED BY THE EXISTING SMOKE CONTROL PANEL ARE RECONNECTED TO THE REPLACEMENT FIRE ALARM SYSTEM.
 - RECONNECT THE EXISTING BMS SYSTEM TO THE REPLACEMENT FIRE ALARM SYSTEM AND VERIFY THAT THE BMS ACCEPTS AND RESPONDS CORRECTLY TO ALL CONTROL MODES SIGNALLED BY THE FIRE ALARM SYSTEM.
 - VERIFY THAT ALL SEQUENCES LISTED ON THE FIRE CONTROL SEQUENCE (SHEET M0.0.01), THE STAIRWELL PRESSURIZATION SEQUENCE (SHEET M0.0.02), AND THE FIRE ALARM CONTROL DRAWINGS (SEE DIV 26 SHEETS) ARE IMPLEMENTED AND FUNCTIONALLY TESTED.

KEY NOTES:

- EXISTING AIR HANDLER EQUIPMENT. REFER TO GENERAL NOTES ABOVE.
- EXISTING FIRE-SMOKE DAMPERS. REFER TO GENERAL NOTES ABOVE.
- EXISTING STAIRWELL PRESSURIZATION SYSTEM CONTROL DAMPERS. REFER TO GENERAL NOTES ABOVE.



Dewberry Architects Inc.
 301 N Lake Ave, Suite 320
 Pasadena, CA 91101-5112
 916.239.7244 Phone
 916.239.7245 Fax

AGENCY APPROVAL

OFFICE OF THE STATE FIRE MARSHAL
 APPROVED FIRE AND PANIC ONLY

07/01/24
 23-6555
 SINCE 1985

Approval of this plan does not authorize or approve any omission or deviation from applicable regulations. Final approval is subject to field inspection. One set of approved plans shall be available on the project site at all times.

IDENTIFICATION STAMP
 DIV. OF THE STATE ARCHITECT

APP: 02-122924 INC.
 REVIEWED FOR
 SS FLS ACS

DATE: 10/21/2024

DEPARTMENT OF GENERAL SERVICES - FACILITIES MANAGEMENT DIVISION
 OFFICE BUILDING 8 & 9 (039 & 045) - FIRE LIFE SAFE UPGRADE
 744 P STREET,
 SACRAMENTO, CA 95814
 CONSTRUCTION DOCUMENTS

SEAL

DATE SIGNED: 10-8-24

SCALE AS INDICATED

REVISIONS

NO.	DESCRIPTION	DATE

DRAWN BY _____
 APPROVED BY _____
 CHECKED BY _____
 DATE _____

TITLE
**BUILDING 8
 HVAC 4TH
 FLOOR PLAN**

PROJECT NO.

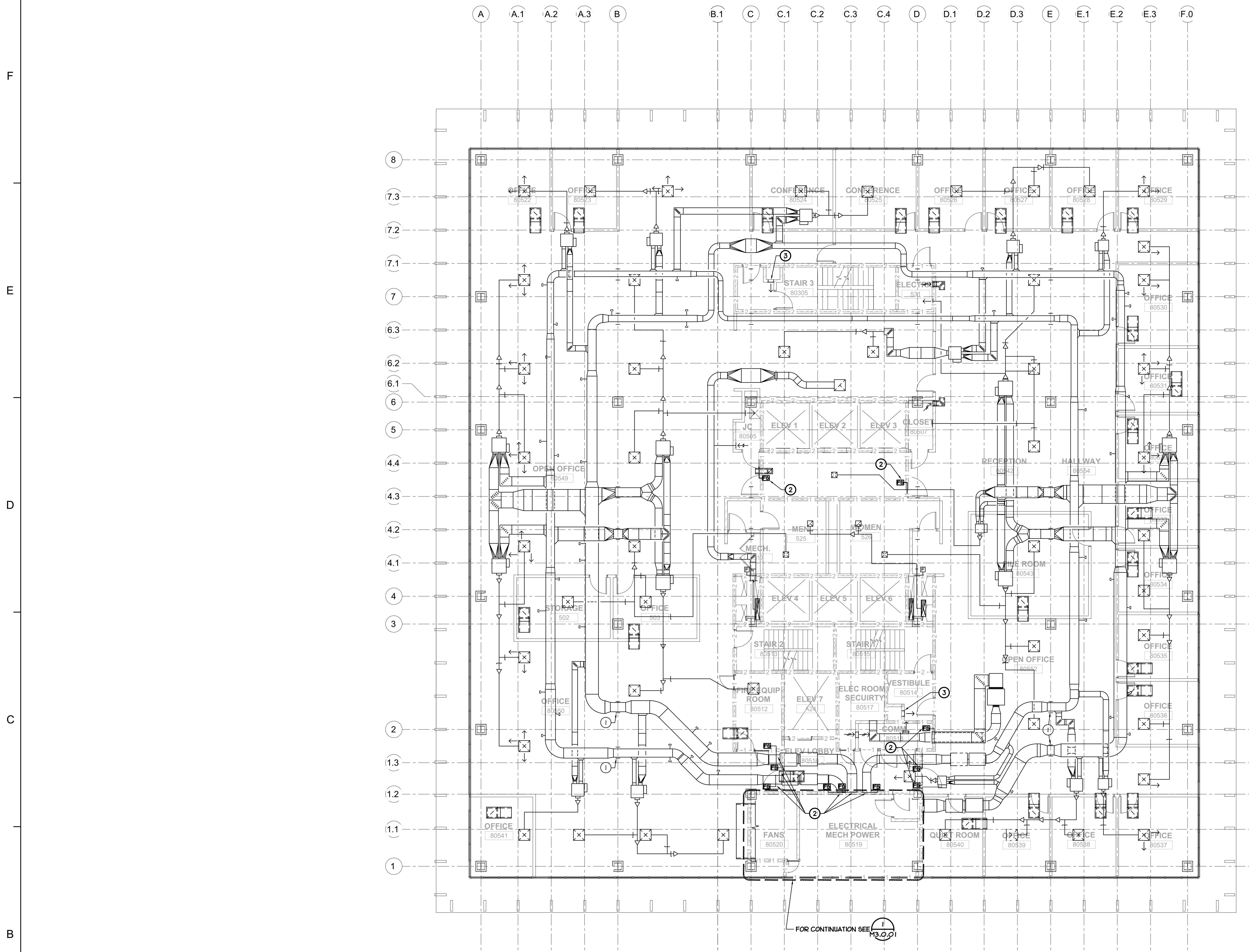
M2.8.04

SHEET NO. ISSUE DATE: OCTOBER 25, 2024



RAJESH CHAVAN, CHIEF ENGINEER
 212201.00
 PIA - DESIGN TEAM PROJECT NO.

QC
INI
%



BUILDING 8 - HVAC 5TH FLOOR PLAN
SCALE : 1/8" = 1'-0"

1
M2.8.05

GENERAL NOTES

1. DRAWINGS HAVE BEEN PREPARED BASED ON EXISTING RECORD DRAWINGS AND MAY NOT MATCH INSTALLED CONDITIONS. DIVISION 23 CONTRACTOR SHALL NOTIFY ARCHITECT OF ANY DISCREPANCIES AND EXISTING CONDITIONS THAT ARE NOT SHOWN ON DRAWINGS.

SCOPE OF WORK


1. PRIOR TO START OF FIRE ALARM REPLACEMENT WORK, DIVISION 23 CONTRACTOR SHALL PERFORM A FIELD INVESTIGATION TO DETERMINE THE CONDITION OF EXISTING COMPONENTS WITH INTEGRATIONS TO THE EXISTING FIRE ALARM SYSTEM. CONTRACTOR SHALL:
 • VERIFY THAT ALL FIRE-SMOKE DAMPERS AND ACTUATORS LISTED ON THE SMOKE CONTROL MATRIX (SHEET M0.0.01) ARE IN OPERATION, CAN TRAVEL ALONG THEIR FULL CONTROL PATH, AND REPORT THEIR POSITION CORRECTLY AT BOTH THE BMS AND THE EXISTING FIRE ALARM SYSTEM.
 • VERIFY THAT ALL FIRE-SMOKE DAMPERS AND MIXING DAMPERS INTERNAL TO THE AIR HANDLING UNITS ARE IN OPERATION, CAN TRAVEL ALONG THEIR FULL CONTROL PATH, AND REPORT THEIR POSITION CORRECTLY AT BOTH THE BMS AND THE EXISTING FIRE ALARM SYSTEM PRIOR TO ITS REPLACEMENT.
 • VERIFY THAT ALL CONTROL DAMPERS USED BY THE EXISTING STAIRWELL PRESSURIZATION SYSTEM, AND THE INTERLOCK BETWEEN THE PRESSURIZATION FAN AND THE FIRE ALARM SYSTEM ARE OPERATIONAL.

2. CONCURRENT WITH THE DEMOLITION OF THE EXISTING FIRE ALARM SYSTEM, DIVISION 23 CONTRACTOR SHALL DISCONNECT ALL COMPONENTS INTEGRATED WITH THE DEMOLISHED FIRE ALARM SYSTEM AND COORDINATE REPLACEMENT OF ANY COMPONENTS IDENTIFIED AS FAULTY DURING THE PRE-DEMOLITION WORK ABOVE.

3. FOLLOWING THE COMPLETION OF THE REPLACEMENT FIRE ALARM SYSTEM WORK, DIVISION 23 CONTRACTOR SHALL COORDINATE RECONNECTION OF ALL COMPONENTS, BOTH EXISTING AND REPLACEMENT, TO THE NEW FIRE ALARM SYSTEM. CONTRACTOR SHALL:
 • VERIFY THAT ALL CONTROLLED DEVICES MONITORED BY THE EXISTING SMOKE CONTROL PANEL ARE RECONNECTED TO THE REPLACEMENT FIRE ALARM SYSTEM.
 • RECONNECT THE EXISTING BMS SYSTEM TO THE REPLACEMENT FIRE ALARM SYSTEM AND VERIFY THAT THE BMS ACCEPTS AND RESPONDS CORRECTLY TO ALL CONTROL MODES SIGNALLED BY THE FIRE ALARM SYSTEM.
 • VERIFY THAT ALL SEQUENCES LISTED ON THE FIRE CONTROL SEQUENCE (SHEET M0.0.01), THE STAIRWELL PRESSURIZATION SEQUENCE (SHEET M0.0.02), AND THE FIRE ALARM CONTROL DRAWINGS (SEE DIV 26 SHEETS) ARE IMPLEMENTED AND FUNCTIONALLY TESTED.

KEY NOTES:

- ① EXISTING AIR HANDLER EQUIPMENT. REFER TO GENERAL NOTES ABOVE.
- ② EXISTING FIRE-SMOKE DAMPERS. REFER TO GENERAL NOTES ABOVE.
- ③ EXISTING STAIRWELL PRESSURIZATION SYSTEM CONTROL DAMPERS. REFER TO GENERAL NOTES ABOVE.



DEPARTMENT OF GENERAL SERVICES - FACILITIES MANAGEMENT DIVISION
OFFICE BUILDING 8 & 9 (039 & 045) - FIRE LIFE SAFE UPGRADE
 744 P STREET,
 SACRAMENTO, CA 95814
 CONSTRUCTION DOCUMENTS



SCALE AS INDICATED

NO.	DESCRIPTION	DATE

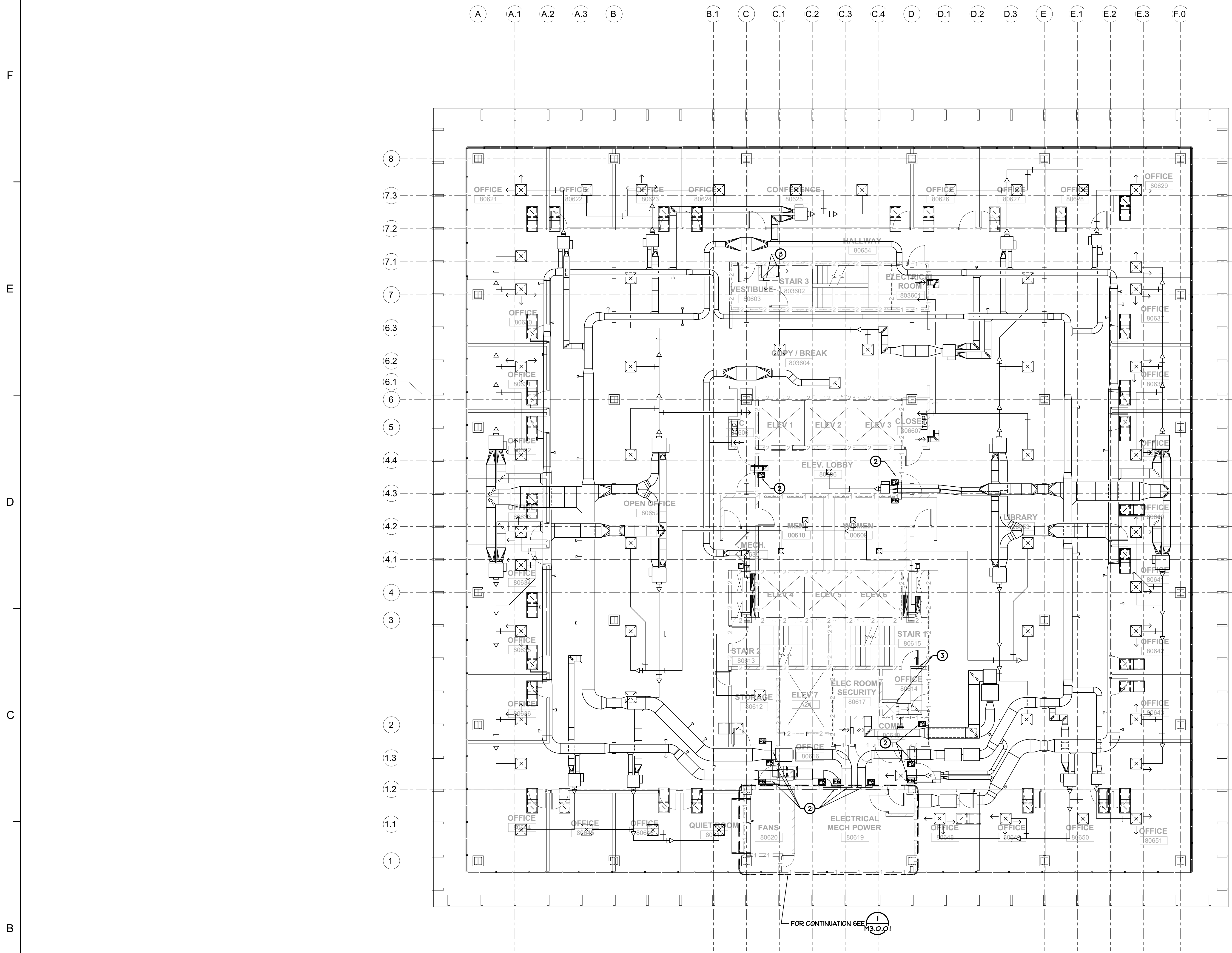
DRAWN BY _____
 APPROVED BY _____
 CHECKED BY _____
 DATE _____

TITLE
**BUILDING 8
 HVAC 5TH
 FLOOR PLAN**

PROJECT NO.
M2.8.05
 SHEET NO.
 ISSUE DATE: OCTOBER 25, 2024



QC	
INI	%



BUILDING 8 - HVAC 6TH FLOOR PLAN
 SCALE : 1/8" = 1'-0"



GENERAL NOTES


1. DRAWINGS HAVE BEEN PREPARED BASED ON EXISTING RECORD DRAWINGS AND MAY NOT MATCH INSTALLED CONDITIONS. DIVISION 23 CONTRACTOR SHALL NOTIFY ARCHITECT OF ANY DISCREPANCIES AND EXISTING CONDITIONS THAT ARE NOT SHOWN ON DRAWINGS.

SCOPE OF WORK

- PRIOR TO START OF FIRE ALARM REPLACEMENT WORK, DIVISION 23 CONTRACTOR SHALL PERFORM A FIELD INVESTIGATION TO DETERMINE THE CONDITION OF EXISTING COMPONENTS WITH INTEGRATIONS TO THE EXISTING FIRE ALARM SYSTEM. CONTRACTOR SHALL:
 - VERIFY THAT ALL FIRE-SMOKE DAMPERS AND ACTUATORS LISTED ON THE SMOKE CONTROL MATRIX (SHEET M0.0.01) ARE IN OPERATION, CAN TRAVEL ALONG THEIR FULL CONTROL PATH, AND REPORT THEIR POSITION CORRECTLY AT BOTH THE BMS AND THE EXISTING FIRE ALARM SYSTEM.
 - VERIFY THAT ALL FIRE-SMOKE DAMPERS AND MIXING DAMPERS INTERNAL TO THE AIR HANDLING UNITS ARE IN OPERATION, CAN TRAVEL ALONG THEIR FULL CONTROL PATH, AND REPORT THEIR POSITION CORRECTLY AT BOTH THE BMS AND THE EXISTING FIRE ALARM SYSTEM PRIOR TO ITS REPLACEMENT.
 - VERIFY THAT ALL CONTROL DAMPERS USED BY THE EXISTING STAIRWELL PRESSURIZATION SYSTEM, AND THE INTERLOCK BETWEEN THE PRESSURIZATION FAN AND THE FIRE ALARM SYSTEM ARE OPERATIONAL.
- CONCURRENT WITH THE DEMOLITION OF THE EXISTING FIRE ALARM SYSTEM, DIVISION 23 CONTRACTOR SHALL DISCONNECT ALL COMPONENTS INTEGRATED WITH THE DEMOLISHED FIRE ALARM SYSTEM AND COORDINATE REPLACEMENT OF ANY COMPONENTS IDENTIFIED AS FAULTY DURING THE PRE-DEMOLITION WORK ABOVE.
- FOLLOWING THE COMPLETION OF THE REPLACEMENT FIRE ALARM SYSTEM WORK, DIVISION 23 CONTRACTOR SHALL COORDINATE RECONNECTION OF ALL COMPONENTS, BOTH EXISTING AND REPLACEMENT, TO THE NEW FIRE ALARM SYSTEM. CONTRACTOR SHALL:
 - VERIFY THAT ALL CONTROLLED DEVICES MONITORED BY THE EXISTING SMOKE CONTROL PANEL ARE RECONNECTED TO THE REPLACEMENT FIRE ALARM SYSTEM.
 - RECONNECT THE EXISTING BMS SYSTEM TO THE REPLACEMENT FIRE ALARM SYSTEM AND VERIFY THAT THE BMS ACCEPTS AND RESPONDS CORRECTLY TO ALL CONTROL MODES SIGNALLED BY THE FIRE ALARM SYSTEM.
 - VERIFY THAT ALL SEQUENCES LISTED ON THE FIRE CONTROL SEQUENCE (SHEET M0.0.01), THE STAIRWELL PRESSURIZATION SEQUENCE (SHEET M0.0.02), AND THE FIRE ALARM CONTROL DRAWINGS (SEE DIV 26 SHEETS) ARE IMPLEMENTED AND FUNCTIONALLY TESTED.

KEY NOTES:

- ① EXISTING AIR HANDLER EQUIPMENT. REFER TO GENERAL NOTES ABOVE.
- ② EXISTING FIRE-SMOKE DAMPERS. REFER TO GENERAL NOTES ABOVE.
- ③ EXISTING STAIRWELL PRESSURIZATION SYSTEM CONTROL DAMPERS. REFER TO GENERAL NOTES ABOVE.



DEPARTMENT OF GENERAL SERVICES - FACILITIES MANAGEMENT DIVISION
OFFICE BUILDING 8 & 9 (039 & 045) - FIRE LIFE SAFE UPGRADE
 744 P STREET,
 SACRAMENTO, CA 95814
 CONSTRUCTION DOCUMENTS



SCALE AS INDICATED

NO.	DESCRIPTION	DATE

DRAWN BY _____
 APPROVED BY _____
 CHECKED BY _____
 DATE _____

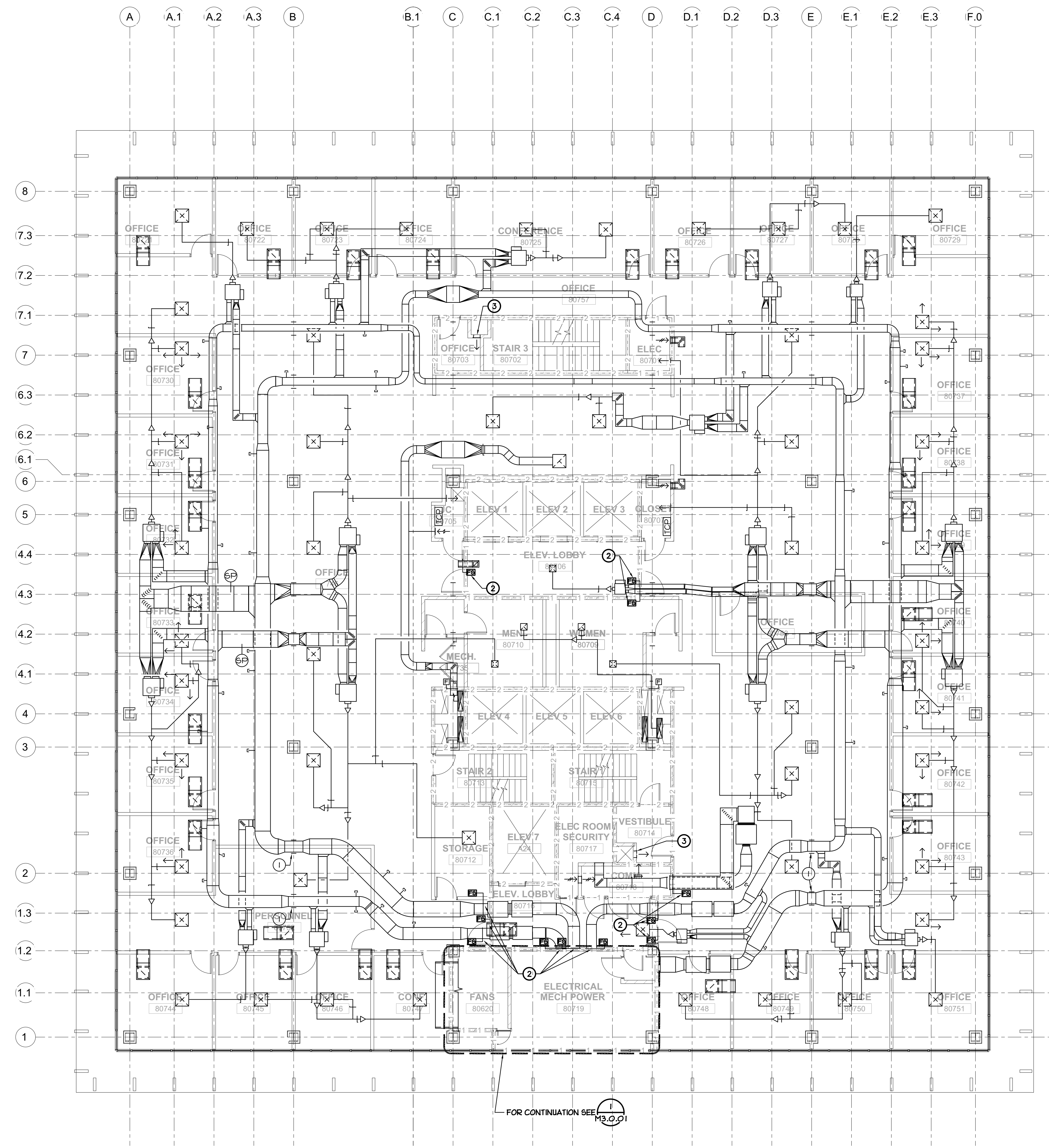
TITLE
**BUILDING 8
 HVAC 6TH
 FLOOR PLAN**

PROJECT NO.
M2.8.06
 SHEET NO.
 ISSUE DATE: OCTOBER 25, 2024



QC
INI
%

F
E
D
C
B
A



BUILDING 8 - HVAC 7TH FLOOR PLAN
SCALE : 1/8" = 1'-0"

1
M2.8.07

GENERAL NOTES

1. DRAWINGS HAVE BEEN PREPARED BASED ON EXISTING RECORD DRAWINGS AND MAY NOT MATCH INSTALLED CONDITIONS. DIVISION 23 CONTRACTOR SHALL NOTIFY ARCHITECT OF ANY DISCREPANCIES AND EXISTING CONDITIONS THAT ARE NOT SHOWN ON DRAWINGS.

SCOPE OF WORK

- PRIOR TO START OF FIRE ALARM REPLACEMENT WORK, DIVISION 23 CONTRACTOR SHALL PERFORM A FIELD INVESTIGATION TO DETERMINE THE CONDITION OF EXISTING COMPONENTS WITH INTEGRATIONS TO THE EXISTING FIRE ALARM SYSTEM. CONTRACTOR SHALL:
 - VERIFY THAT ALL FIRE-SMOKE DAMPERS AND ACTUATORS LISTED ON THE SMOKE CONTROL MATRIX (SHEET M0.0.01) ARE IN OPERATION, CAN TRAVEL ALONG THEIR FULL CONTROL PATH, AND REPORT THEIR POSITION CORRECTLY AT BOTH THE BMS AND THE EXISTING FIRE ALARM SYSTEM.
 - VERIFY THAT ALL FIRE-SMOKE DAMPERS AND MIXING DAMPERS INTERNAL TO THE AIR HANDLING UNITS ARE IN OPERATION, CAN TRAVEL ALONG THEIR FULL CONTROL PATH, AND REPORT THEIR POSITION CORRECTLY AT BOTH THE BMS AND THE EXISTING FIRE ALARM SYSTEM PRIOR TO ITS REPLACEMENT.
 - VERIFY THAT ALL CONTROL DAMPERS USED BY THE EXISTING STAIRWELL PRESSURIZATION SYSTEM, AND THE INTERLOCK BETWEEN THE PRESSURIZATION FAN AND THE FIRE ALARM SYSTEM ARE OPERATIONAL.
- CONCURRENT WITH THE DEMOLITION OF THE EXISTING FIRE ALARM SYSTEM, DIVISION 23 CONTRACTOR SHALL DISCONNECT ALL COMPONENTS INTEGRATED WITH THE DEMOLISHED FIRE ALARM SYSTEM AND COORDINATE REPLACEMENT OF ANY COMPONENTS IDENTIFIED AS FAULTY DURING THE PRE-DEMOLITION WORK ABOVE.
- FOLLOWING THE COMPLETION OF THE REPLACEMENT FIRE ALARM SYSTEM WORK, DIVISION 23 CONTRACTOR SHALL COORDINATE RECONNECTION OF ALL COMPONENTS, BOTH EXISTING AND REPLACEMENT, TO THE NEW FIRE ALARM SYSTEM. CONTRACTOR SHALL:
 - VERIFY THAT ALL CONTROLLED DEVICES MONITORED BY THE EXISTING SMOKE CONTROL PANEL ARE RECONNECTED TO THE REPLACEMENT FIRE ALARM SYSTEM.
 - RECONNECT THE EXISTING BMS SYSTEM TO THE REPLACEMENT FIRE ALARM SYSTEM AND VERIFY THAT THE BMS ACCEPTS AND RESPONDS CORRECTLY TO ALL CONTROL MODES SIGNALLED BY THE FIRE ALARM SYSTEM.
 - VERIFY THAT ALL SEQUENCES LISTED ON THE FIRE CONTROL SEQUENCE (SHEET M0.0.01), THE STAIRWELL PRESSURIZATION SEQUENCE (SHEET M0.0.02), AND THE FIRE ALARM CONTROL DRAWINGS (SEE DIV 26 SHEETS) ARE IMPLEMENTED AND FUNCTIONALLY TESTED.

KEY NOTES:

- EXISTING AIR HANDLER EQUIPMENT. REFER TO GENERAL NOTES ABOVE.
- EXISTING FIRE-SMOKE DAMPERS. REFER TO GENERAL NOTES ABOVE.
- EXISTING STAIRWELL PRESSURIZATION SYSTEM CONTROL DAMPERS. REFER TO GENERAL NOTES ABOVE.



Dewberry Architects Inc.
301 N Lake Ave, Suite 320
Pasadena, CA 91101-5112
916.239.7244 Phone
916.239.7245 Fax

AGENCY APPROVAL

OFFICE OF THE STATE FIRE MARSHAL
APPROVED FIRE AND PANIC ONLY

Approval of this plan does not authorize or approve any omission or deviation from applicable regulations. Final approval is subject to field inspection. One set of approved plans shall be available on the project site at all times.

IDENTIFICATION STAMP
DIV. OF THE STATE ARCHITECT

APP: 02-122924 INC.
REVIEWED FOR
SS FLS ACS

DATE: 10/21/2024

DEPARTMENT OF GENERAL SERVICES - FACILITIES MANAGEMENT DIVISION
OFFICE BUILDING 8 & 9 (039 & 045) - FIRE LIFE SAFE UPGRADE
744 P STREET,
SACRAMENTO, CA 95814
CONSTRUCTION DOCUMENTS

SEAL

DATE SIGNED: 10-2-24

SCALE AS INDICATED

REVISIONS

NO.	DESCRIPTION	DATE

DRAWN BY _____
APPROVED BY _____
CHECKED BY _____
DATE _____

TITLE
**BUILDING 8
HVAC 7TH
FLOOR PLAN**

PROJECT NO. _____

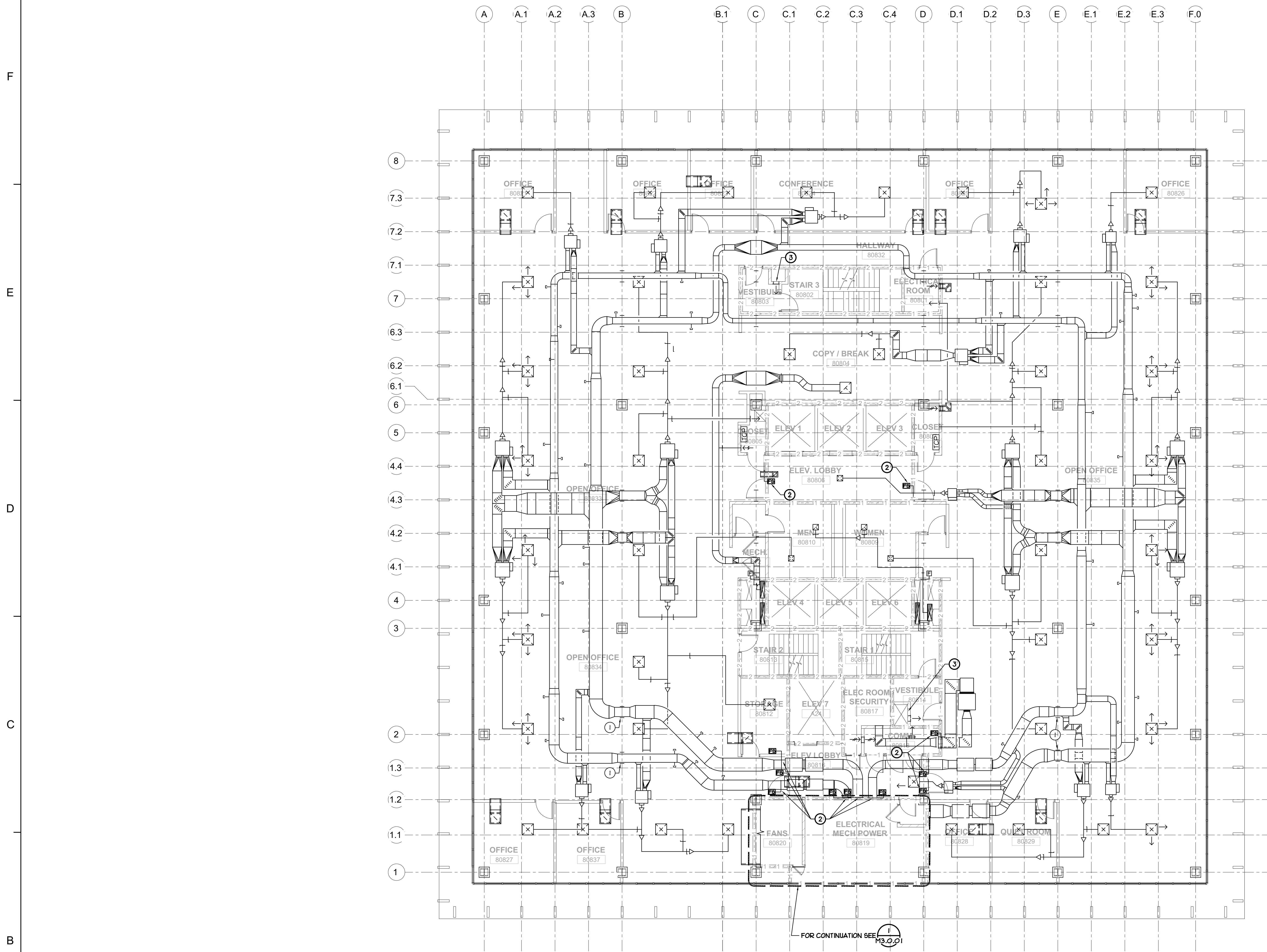
M2.8.07

SHEET NO. _____
ISSUE DATE: OCTOBER 23, 2024



capital engineering
RANCHO CORDOVA, CALIFORNIA
312201.00
P/A - DESIGN TEAM PROJECT NO.

QC
INI
%



BUILDING 8 - HVAC 8TH FLOOR PLAN
 SCALE : 1/8" = 1'-0"

1
M2.8.08

GENERAL NOTES

1. DRAWINGS HAVE BEEN PREPARED BASED ON EXISTING RECORD DRAWINGS AND MAY NOT MATCH INSTALLED CONDITIONS. DIVISION 23 CONTRACTOR SHALL NOTIFY ARCHITECT OF ANY DISCREPANCIES AND EXISTING CONDITIONS THAT ARE NOT SHOWN ON DRAWINGS.

SCOPE OF WORK

- PRIOR TO START OF FIRE ALARM REPLACEMENT WORK, DIVISION 23 CONTRACTOR SHALL PERFORM A FIELD INVESTIGATION TO DETERMINE THE CONDITION OF EXISTING COMPONENTS WITH INTEGRATIONS TO THE EXISTING FIRE ALARM SYSTEM. CONTRACTOR SHALL:
 - VERIFY THAT ALL FIRE-SMOKE DAMPERS AND ACTUATORS LISTED ON THE SMOKE CONTROL MATRIX (SHEET M0.0.01) ARE IN OPERATION, CAN TRAVEL ALONG THEIR FULL CONTROL PATH, AND REPORT THEIR POSITION CORRECTLY AT BOTH THE BMS AND THE EXISTING FIRE ALARM SYSTEM.
 - VERIFY THAT ALL FIRE-SMOKE DAMPERS AND MIXING DAMPERS INTERNAL TO THE AIR HANDLING UNITS ARE IN OPERATION, CAN TRAVEL ALONG THEIR FULL CONTROL PATH, AND REPORT THEIR POSITION CORRECTLY AT BOTH THE BMS AND THE EXISTING FIRE ALARM SYSTEM PRIOR TO ITS REPLACEMENT.
 - VERIFY THAT ALL CONTROL DAMPERS USED BY THE EXISTING STAIRWELL PRESSURIZATION SYSTEM, AND THE INTERLOCK BETWEEN THE PRESSURIZATION FAN AND THE FIRE ALARM SYSTEM ARE OPERATIONAL.
- CONCURRENT WITH THE DEMOLITION OF THE EXISTING FIRE ALARM SYSTEM, DIVISION 23 CONTRACTOR SHALL DISCONNECT ALL COMPONENTS INTEGRATED WITH THE DEMOLISHED FIRE ALARM SYSTEM AND COORDINATE REPLACEMENT OF ANY COMPONENTS IDENTIFIED AS FAULTY DURING THE PRE-DEMOLITION WORK ABOVE.
- FOLLOWING THE COMPLETION OF THE REPLACEMENT FIRE ALARM SYSTEM WORK, DIVISION 23 CONTRACTOR SHALL COORDINATE RECONNECTION OF ALL COMPONENTS, BOTH EXISTING AND REPLACEMENT, TO THE NEW FIRE ALARM SYSTEM. CONTRACTOR SHALL:
 - VERIFY THAT ALL CONTROLLED DEVICES MONITORED BY THE EXISTING SMOKE CONTROL PANEL ARE RECONNECTED TO THE REPLACEMENT FIRE ALARM SYSTEM.
 - RECONNECT THE EXISTING BMS SYSTEM TO THE REPLACEMENT FIRE ALARM SYSTEM AND VERIFY THAT THE BMS ACCEPTS AND RESPONDS CORRECTLY TO ALL CONTROL MODES SIGNALLED BY THE FIRE ALARM SYSTEM.
 - VERIFY THAT ALL SEQUENCES LISTED ON THE FIRE CONTROL SEQUENCE (SHEET M0.0.01), THE STAIRWELL PRESSURIZATION SEQUENCE (SHEET M0.0.02), AND THE FIRE ALARM CONTROL DRAWINGS (SEE DIV 26 SHEETS) ARE IMPLEMENTED AND FUNCTIONALLY TESTED.

KEY NOTES:

- EXISTING AIR HANDLER EQUIPMENT. REFER TO GENERAL NOTES ABOVE.
- EXISTING FIRE-SMOKE DAMPERS. REFER TO GENERAL NOTES ABOVE.
- EXISTING STAIRWELL PRESSURIZATION SYSTEM CONTROL DAMPERS. REFER TO GENERAL NOTES ABOVE.



Dewberry Architects Inc.
 301 N Lake Ave, Suite 320
 Pasadena, CA 91101-5112
 916.239.7244 Phone
 916.239.7245 Fax

AGENCY APPROVAL

OFFICE OF THE STATE FIRE MARSHAL
 APPROVED FIRE AND PANIC ONLY

07/01/24
 23-6555-E
 SINCE 1985

Approval of this plan does not authorize or approve any omission or deviation from applicable regulations. Final approval is subject to field inspection. One set of approved plans shall be available on the project site at all times.

IDENTIFICATION STAMP
 DIV. OF THE STATE ARCHITECT

APP: 02-122924 INC.
 REVIEWED FOR
 SS FLS ACS DATE: 10/21/2024

DEPARTMENT OF GENERAL SERVICES - FACILITIES MANAGEMENT DIVISION
 OFFICE BUILDING 8 & 9 (039 & 045) - FIRE LIFE SAFE UPGRADE
 744 P STREET,
 SACRAMENTO, CA 95814
 CONSTRUCTION DOCUMENTS

SEAL

DATE SIGNED: 10-8-24

SCALE AS INDICATED

REVISIONS

NO.	DESCRIPTION	DATE

DRAWN BY _____
 APPROVED BY _____
 CHECKED BY _____
 DATE _____

TITLE
**BUILDING 8
 HVAC 8TH
 FLOOR PLAN**

PROJECT NO. _____

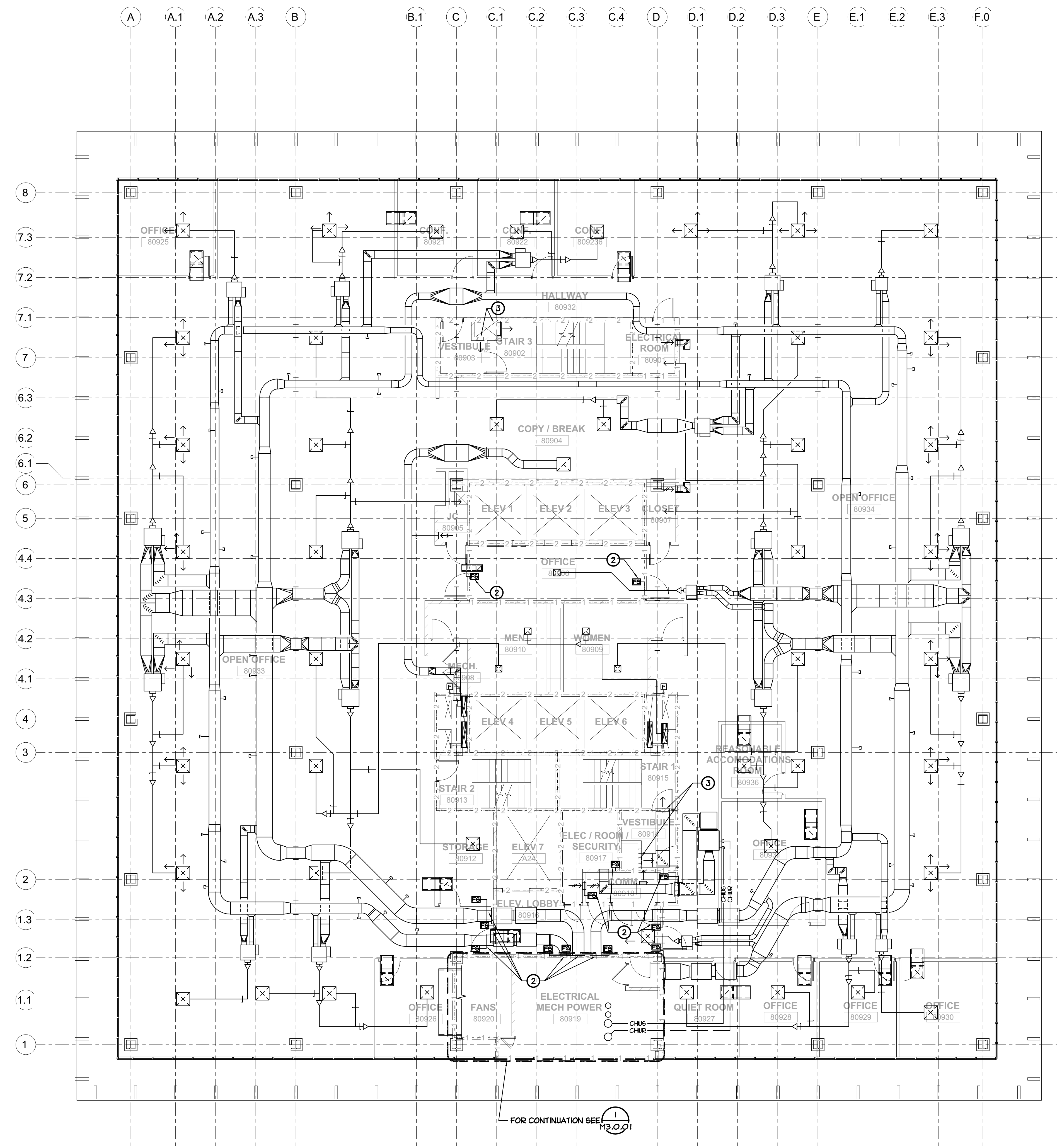
M2.8.08

SHEET NO. _____



QC	
INI	%

F
E
D
C
B
A



BUILDING 8 - HVAC 9TH FLOOR PLAN
 SCALE : 1/8" = 1'-0"

1
M2.8.09

GENERAL NOTES


1. DRAWINGS HAVE BEEN PREPARED BASED ON EXISTING RECORD DRAWINGS AND MAY NOT MATCH INSTALLED CONDITIONS. DIVISION 23 CONTRACTOR SHALL NOTIFY ARCHITECT OF ANY DISCREPANCIES AND EXISTING CONDITIONS THAT ARE NOT SHOWN ON DRAWINGS.

SCOPE OF WORK

- PRIOR TO START OF FIRE ALARM REPLACEMENT WORK, DIVISION 23 CONTRACTOR SHALL PERFORM A FIELD INVESTIGATION TO DETERMINE THE CONDITION OF EXISTING COMPONENTS WITH INTEGRATIONS TO THE EXISTING FIRE ALARM SYSTEM. CONTRACTOR SHALL:
 - VERIFY THAT ALL FIRE-SMOKE DAMPERS AND ACTUATORS LISTED ON THE SMOKE CONTROL MATRIX (SHEET M0.0.01) ARE IN OPERATION, CAN TRAVEL ALONG THEIR FULL CONTROL PATH, AND REPORT THEIR POSITION CORRECTLY AT BOTH THE BMS AND THE EXISTING FIRE ALARM SYSTEM.
 - VERIFY THAT ALL FIRE-SMOKE DAMPERS AND MIXING DAMPERS INTERNAL TO THE AIR HANDLING UNITS ARE IN OPERATION, CAN TRAVEL ALONG THEIR FULL CONTROL PATH, AND REPORT THEIR POSITION CORRECTLY AT BOTH THE BMS AND THE EXISTING FIRE ALARM SYSTEM PRIOR TO ITS REPLACEMENT.
 - VERIFY THAT ALL CONTROL DAMPERS USED BY THE EXISTING STAIRWELL PRESSURIZATION SYSTEM, AND THE INTERLOCK BETWEEN THE PRESSURIZATION FAN AND THE FIRE ALARM SYSTEM ARE OPERATIONAL.
- CONCURRENT WITH THE DEMOLITION OF THE EXISTING FIRE ALARM SYSTEM, DIVISION 23 CONTRACTOR SHALL DISCONNECT ALL COMPONENTS INTEGRATED WITH THE DEMOLISHED FIRE ALARM SYSTEM AND COORDINATE REPLACEMENT OF ANY COMPONENTS IDENTIFIED AS FAULTY DURING THE PRE-DEMOLITION WORK ABOVE.
- FOLLOWING THE COMPLETION OF THE REPLACEMENT FIRE ALARM SYSTEM WORK, DIVISION 23 CONTRACTOR SHALL COORDINATE RECONNECTION OF ALL COMPONENTS, BOTH EXISTING AND REPLACEMENT, TO THE NEW FIRE ALARM SYSTEM. CONTRACTOR SHALL:
 - VERIFY THAT ALL CONTROLLED DEVICES MONITORED BY THE EXISTING SMOKE CONTROL PANEL ARE RECONNECTED TO THE REPLACEMENT FIRE ALARM SYSTEM.
 - RECONNECT THE EXISTING BMS SYSTEM TO THE REPLACEMENT FIRE ALARM SYSTEM AND VERIFY THAT THE BMS ACCEPTS AND RESPONDS CORRECTLY TO ALL CONTROL MODES SIGNALLED BY THE FIRE ALARM SYSTEM.
 - VERIFY THAT ALL SEQUENCES LISTED ON THE FIRE CONTROL SEQUENCE (SHEET M0.0.01), THE STAIRWELL PRESSURIZATION SEQUENCE (SHEET M0.0.02), AND THE FIRE ALARM CONTROL DRAWINGS (SEE DIV 26 SHEETS) ARE IMPLEMENTED AND FUNCTIONALLY TESTED.

KEY NOTES:

- EXISTING AIR HANDLER EQUIPMENT. REFER TO GENERAL NOTES ABOVE.
- EXISTING FIRE-SMOKE DAMPERS. REFER TO GENERAL NOTES ABOVE.
- EXISTING STAIRWELL PRESSURIZATION SYSTEM CONTROL DAMPERS. REFER TO GENERAL NOTES ABOVE.



DEPARTMENT OF GENERAL SERVICES - FACILITIES MANAGEMENT DIVISION
 OFFICE BUILDING 8 & 9 (039 & 045) - FIRE LIFE SAFE UPGRADE
 744 P STREET, SACRAMENTO, CA 95814
 CONSTRUCTION DOCUMENTS



REVISIONS		

DRAWN BY _____
 APPROVED BY _____
 CHECKED BY _____
 DATE _____
 TITLE
**BUILDING 8
 HVAC 9TH
 FLOOR PLAN**

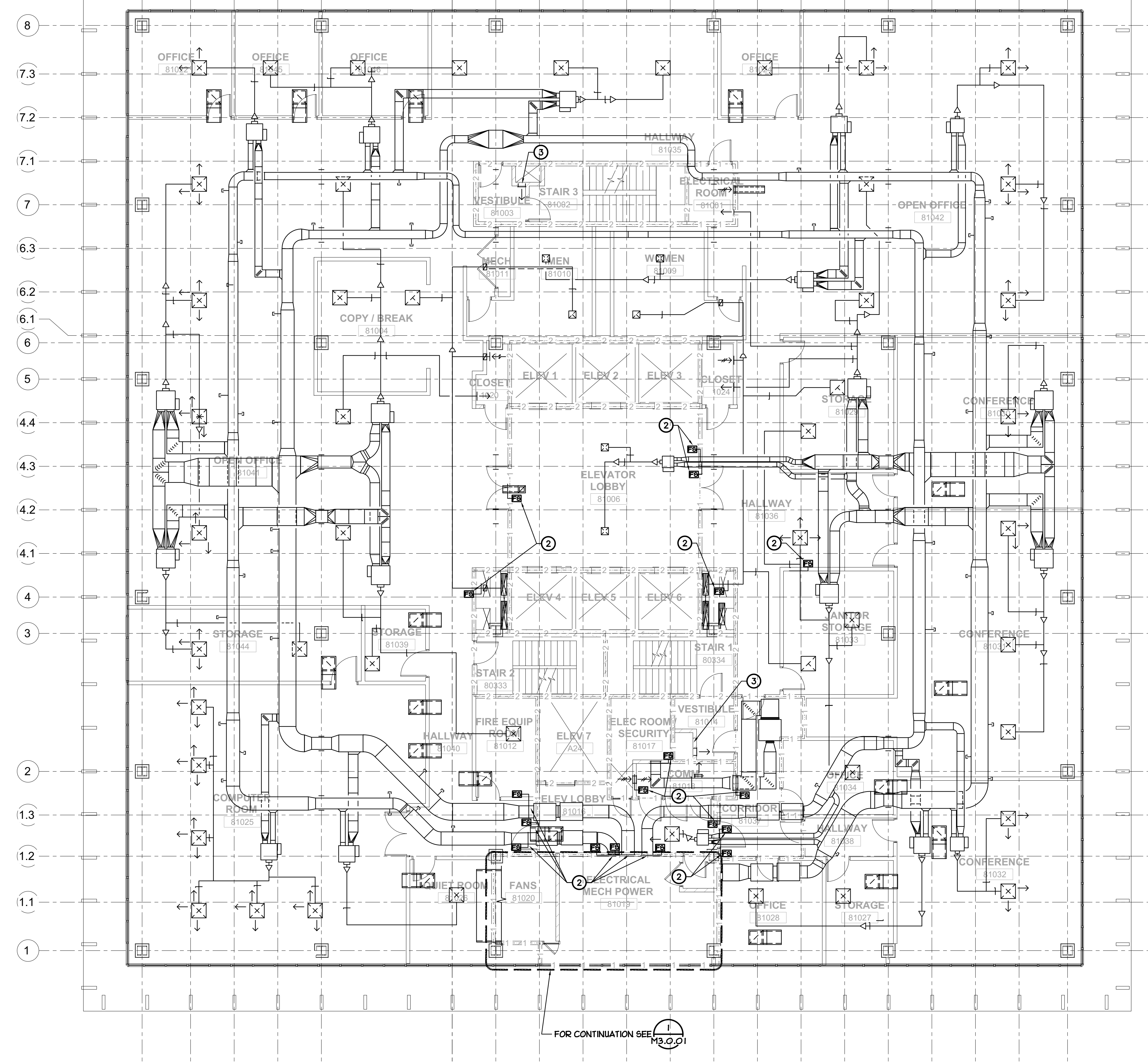
PROJECT NO.
M2.8.09
 SHEET NO.
 ISSUE DATE: OCTOBER 25, 2024



QC	
INI	%

F
E
D
C
B
A

A A.1 A.2 A.3 B B.1 C C.1 C.2 C.3 C.4 D D.1 D.2 D.3 E E.1 E.2 E.3 F.0



GENERAL NOTES

1. DRAWINGS HAVE BEEN PREPARED BASED ON EXISTING RECORD DRAWINGS AND MAY NOT MATCH INSTALLED CONDITIONS. DIVISION 23 CONTRACTOR SHALL NOTIFY ARCHITECT OF ANY DISCREPANCIES AND EXISTING CONDITIONS THAT ARE NOT SHOWN ON DRAWINGS.

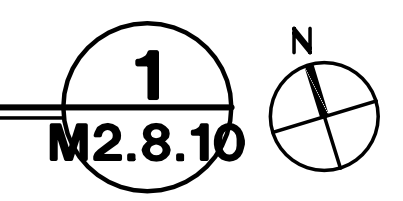
SCOPE OF WORK

- PRIOR TO START OF FIRE ALARM REPLACEMENT WORK, DIVISION 23 CONTRACTOR SHALL PERFORM A FIELD INVESTIGATION TO DETERMINE THE CONDITION OF EXISTING COMPONENTS WITH INTEGRATIONS TO THE EXISTING FIRE ALARM SYSTEM. CONTRACTOR SHALL:
 - VERIFY THAT ALL FIRE-SMOKE DAMPERS AND ACTUATORS LISTED ON THE SMOKE CONTROL MATRIX (SHEET M0.0.01) ARE IN OPERATION, CAN TRAVEL ALONG THEIR FULL CONTROL PATH, AND REPORT THEIR POSITION CORRECTLY AT BOTH THE BMS AND THE EXISTING FIRE ALARM SYSTEM.
 - VERIFY THAT ALL FIRE-SMOKE DAMPERS AND MIXING DAMPERS INTERNAL TO THE AIR HANDLING UNITS ARE IN OPERATION, CAN TRAVEL ALONG THEIR FULL CONTROL PATH, AND REPORT THEIR POSITION CORRECTLY AT BOTH THE BMS AND THE EXISTING FIRE ALARM SYSTEM PRIOR TO ITS REPLACEMENT.
 - VERIFY THAT ALL CONTROL DAMPERS USED BY THE EXISTING STAIRWELL PRESSURIZATION SYSTEM, AND THE INTERLOCK BETWEEN THE PRESSURIZATION FAN AND THE FIRE ALARM SYSTEM ARE OPERATIONAL.
- CONCURRENT WITH THE DEMOLITION OF THE EXISTING FIRE ALARM SYSTEM, DIVISION 23 CONTRACTOR SHALL DISCONNECT ALL COMPONENTS INTEGRATED WITH THE DEMOLISHED FIRE ALARM SYSTEM AND COORDINATE REPLACEMENT OF ANY COMPONENTS IDENTIFIED AS FAULTY DURING THE PRE-DEMOLITION WORK ABOVE.
- FOLLOWING THE COMPLETION OF THE REPLACEMENT FIRE ALARM SYSTEM WORK, DIVISION 23 CONTRACTOR SHALL COORDINATE RECONNECTION OF ALL COMPONENTS, BOTH EXISTING AND REPLACEMENT, TO THE NEW FIRE ALARM SYSTEM. CONTRACTOR SHALL:
 - VERIFY THAT ALL CONTROLLED DEVICES MONITORED BY THE EXISTING SMOKE CONTROL PANEL ARE RECONNECTED TO THE REPLACEMENT FIRE ALARM SYSTEM.
 - RECONNECT THE EXISTING BMS SYSTEM TO THE REPLACEMENT FIRE ALARM SYSTEM AND VERIFY THAT THE BMS ACCEPTS AND RESPONDS CORRECTLY TO ALL CONTROL MODES SIGNALLED BY THE FIRE ALARM SYSTEM.
 - VERIFY THAT ALL SEQUENCES LISTED ON THE FIRE CONTROL SEQUENCE (SHEET M0.0.01), THE STAIRWELL PRESSURIZATION SEQUENCE (SHEET M0.0.02), AND THE FIRE ALARM CONTROL DRAWINGS (SEE DIV 26 SHEETS) ARE IMPLEMENTED AND FUNCTIONALLY TESTED.

KEY NOTES:

- EXISTING AIR HANDLER EQUIPMENT. REFER TO GENERAL NOTES ABOVE.
- EXISTING FIRE-SMOKE DAMPERS. REFER TO GENERAL NOTES ABOVE.
- EXISTING STAIRWELL PRESSURIZATION SYSTEM CONTROL DAMPERS. REFER TO GENERAL NOTES ABOVE.

BUILDING 8 - HVAC 10TH FLOOR PLAN
SCALE : 1/8" = 1'-0"



Dewberry
Dewberry Architects Inc.
301 N Lake Ave Suite 320
Pasadena, CA 91101-5112
916.239.7244 Phone
916.239.7245 Fax

AGENCY APPROVAL
OFFICE OF THE STATE FIRE MARSHAL
APPROVED FIRE AND PANIC ONLY
07/01/24
23-6555-E
SINCE 1985
Approval of this plan does not authorize or approve any omission or deviation from applicable regulations. Final approval is subject to field inspection. One set of approved plans shall be available on the project site at all times.

IDENTIFICATION STAMP
DIV. OF THE STATE ARCHITECT
APP: 02-122924 INC.
REVIEWED FOR
SS FLS ACS
DATE: 10/21/2024

DEPARTMENT OF GENERAL SERVICES - FACILITIES MANAGEMENT DIVISION
OFFICE BUILDING 8 & 9 (039 & 045) - FIRE LIFE SAFE UPGRADE
744 P STREET,
SACRAMENTO, CA 95814
CONSTRUCTION DOCUMENTS

SEAL
LEGISLATIVE PROFESSIONAL ENGINEER
STATE OF CALIFORNIA
DATE SIGNED: 10-23-24

SCALE AS INDICATED

REVISIONS

NO.	DESCRIPTION	DATE

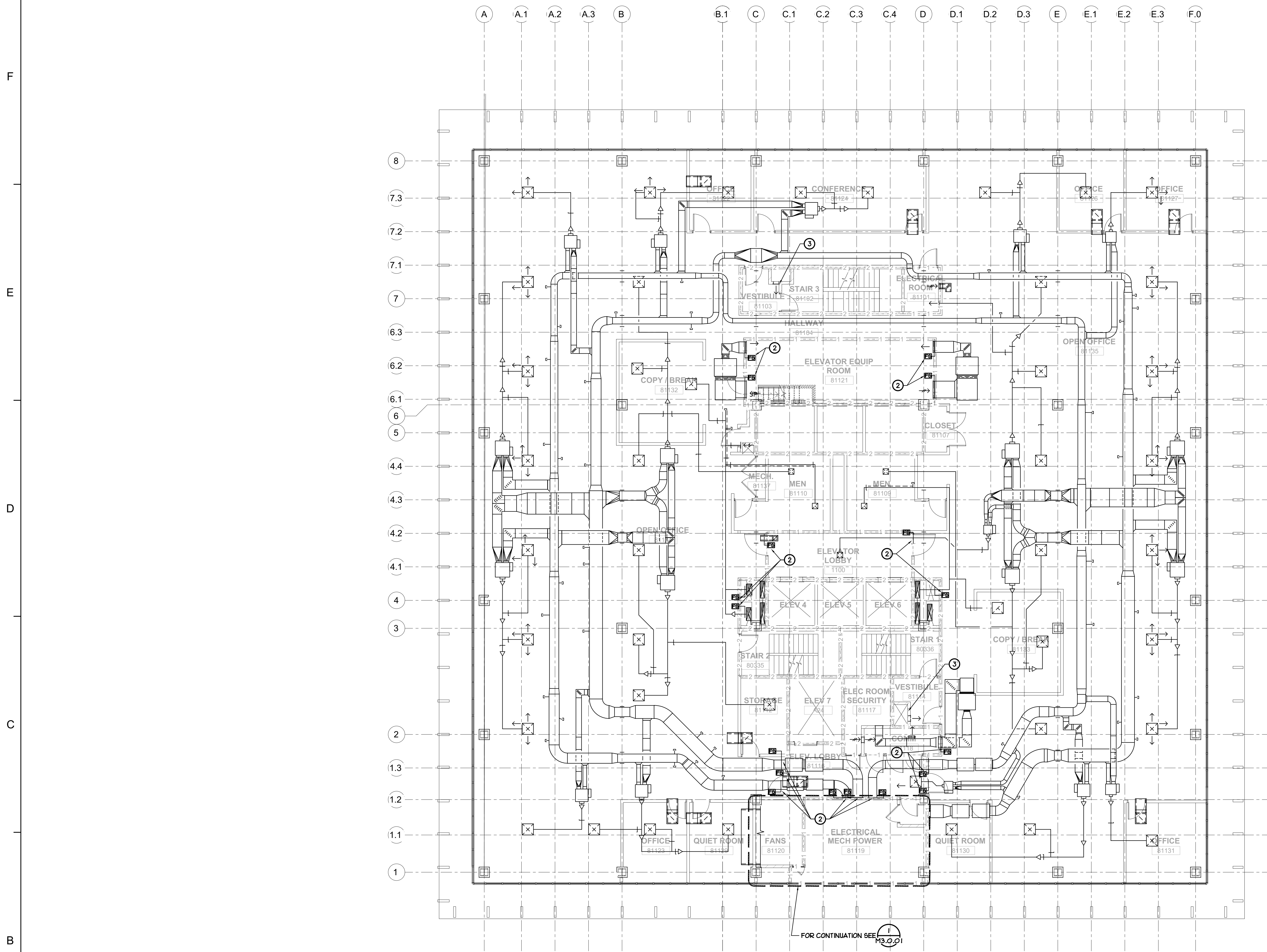
DRAWN BY
APPROVED BY
CHECKED BY
DATE

TITLE
**BUILDING 8
HVAC 10TH
FLOOR PLAN**

PROJECT NO.
M2.8.10
SHEET NO. ISSUE DATE: OCTOBER 23, 2024



QC	
INI	%



BUILDING 8 - HVAC 11TH FLOOR PLAN
SCALE : 1/8" = 1'-0"

1
M2.8.11

GENERAL NOTES

1. DRAWINGS HAVE BEEN PREPARED BASED ON EXISTING RECORD DRAWINGS AND MAY NOT MATCH INSTALLED CONDITIONS. DIVISION 23 CONTRACTOR SHALL NOTIFY ARCHITECT OF ANY DISCREPANCIES AND EXISTING CONDITIONS THAT ARE NOT SHOWN ON DRAWINGS.

SCOPE OF WORK

1. PRIOR TO START OF FIRE ALARM REPLACEMENT WORK, DIVISION 23 CONTRACTOR SHALL PERFORM A FIELD INVESTIGATION TO DETERMINE THE CONDITION OF EXISTING COMPONENTS WITH INTEGRATIONS TO THE EXISTING FIRE ALARM SYSTEM. CONTRACTOR SHALL:
 • VERIFY THAT ALL FIRE-SMOKE DAMPERS AND ACTUATORS LISTED ON THE SMOKE CONTROL MATRIX (SHEET M0.0.01) ARE IN OPERATION, CAN TRAVEL ALONG THEIR FULL CONTROL PATH, AND REPORT THEIR POSITION CORRECTLY AT BOTH THE BMS AND THE EXISTING FIRE ALARM SYSTEM.
 • VERIFY THAT ALL FIRE-SMOKE DAMPERS AND MIXING DAMPERS INTERNAL TO THE AIR HANDLING UNITS ARE IN OPERATION, CAN TRAVEL ALONG THEIR FULL CONTROL PATH, AND REPORT THEIR POSITION CORRECTLY AT BOTH THE BMS AND THE EXISTING FIRE ALARM SYSTEM PRIOR TO ITS REPLACEMENT.
 • VERIFY THAT ALL CONTROL DAMPERS USED BY THE EXISTING STAIRWELL PRESSURIZATION SYSTEM, AND THE INTERLOCK BETWEEN THE PRESSURIZATION FAN AND THE FIRE ALARM SYSTEM ARE OPERATIONAL.

2. CONCURRENT WITH THE DEMOLITION OF THE EXISTING FIRE ALARM SYSTEM, DIVISION 23 CONTRACTOR SHALL DISCONNECT ALL COMPONENTS INTEGRATED WITH THE DEMOLISHED FIRE ALARM SYSTEM AND COORDINATE REPLACEMENT OF ANY COMPONENTS IDENTIFIED AS FAULTY DURING THE PRE-DEMOLITION WORK ABOVE.

3. FOLLOWING THE COMPLETION OF THE REPLACEMENT FIRE ALARM SYSTEM WORK, DIVISION 23 CONTRACTOR SHALL COORDINATE RECONNECTION OF ALL COMPONENTS, BOTH EXISTING AND REPLACEMENT, TO THE NEW FIRE ALARM SYSTEM. CONTRACTOR SHALL:
 • VERIFY THAT ALL CONTROLLED DEVICES MONITORED BY THE EXISTING SMOKE CONTROL PANEL ARE RECONNECTED TO THE REPLACEMENT FIRE ALARM SYSTEM.
 • RECONNECT THE EXISTING BMS SYSTEM TO THE REPLACEMENT FIRE ALARM SYSTEM AND VERIFY THAT THE BMS ACCEPTS AND RESPONDS CORRECTLY TO ALL CONTROL MODES SIGNALED BY THE FIRE ALARM SYSTEM.
 • VERIFY THAT ALL SEQUENCES LISTED ON THE FIRE CONTROL SEQUENCE (SHEET M0.0.01), THE STAIRWELL PRESSURIZATION SEQUENCE (SHEET M0.0.02), AND THE FIRE ALARM CONTROL DRAWINGS (SEE DIV 26 SHEETS) ARE IMPLEMENTED AND FUNCTIONALLY TESTED.

KEY NOTES:

- ① EXISTING AIR HANDLER EQUIPMENT. REFER TO GENERAL NOTES ABOVE.
- ② EXISTING FIRE-SMOKE DAMPERS. REFER TO GENERAL NOTES ABOVE.
- ③ EXISTING STAIRWELL PRESSURIZATION SYSTEM CONTROL DAMPERS. REFER TO GENERAL NOTES ABOVE.

AGENCY APPROVAL

OFFICE OF THE STATE FIRE MARSHAL
APPROVED FIRE AND PANIC ONLY

Approval of this plan does not authorize or approve any omission or deviation from applicable regulations. Final approval is subject to field inspection. One set of approved plans shall be available on the project site at all times.

IDENTIFICATION STAMP
DIV. OF THE STATE ARCHITECT

APP: 02-122924 INC.
REVIEWED FOR
SS FLS ACS

DATE: 10/21/2024

DEPARTMENT OF GENERAL SERVICES - FACILITIES MANAGEMENT DIVISION

OFFICE BUILDING 8 & 9 (039 & 045) - FIRE LIFE SAFE UPGRADE

744 P STREET,
SACRAMENTO, CA95614

CONSTRUCTION DOCUMENTS

SEAL

DATE SIGNED: 10-2-24

SCALE AS INDICATED

REVISIONS

NO.	DESCRIPTION	DATE

DRAWN BY _____
 APPROVED BY _____
 CHECKED BY _____
 DATE _____

TITLE
**BUILDING 8
HVAC 11TH
FLOOR PLAN**

PROJECT NO. _____

M2.8.11

QC
INI
%

F

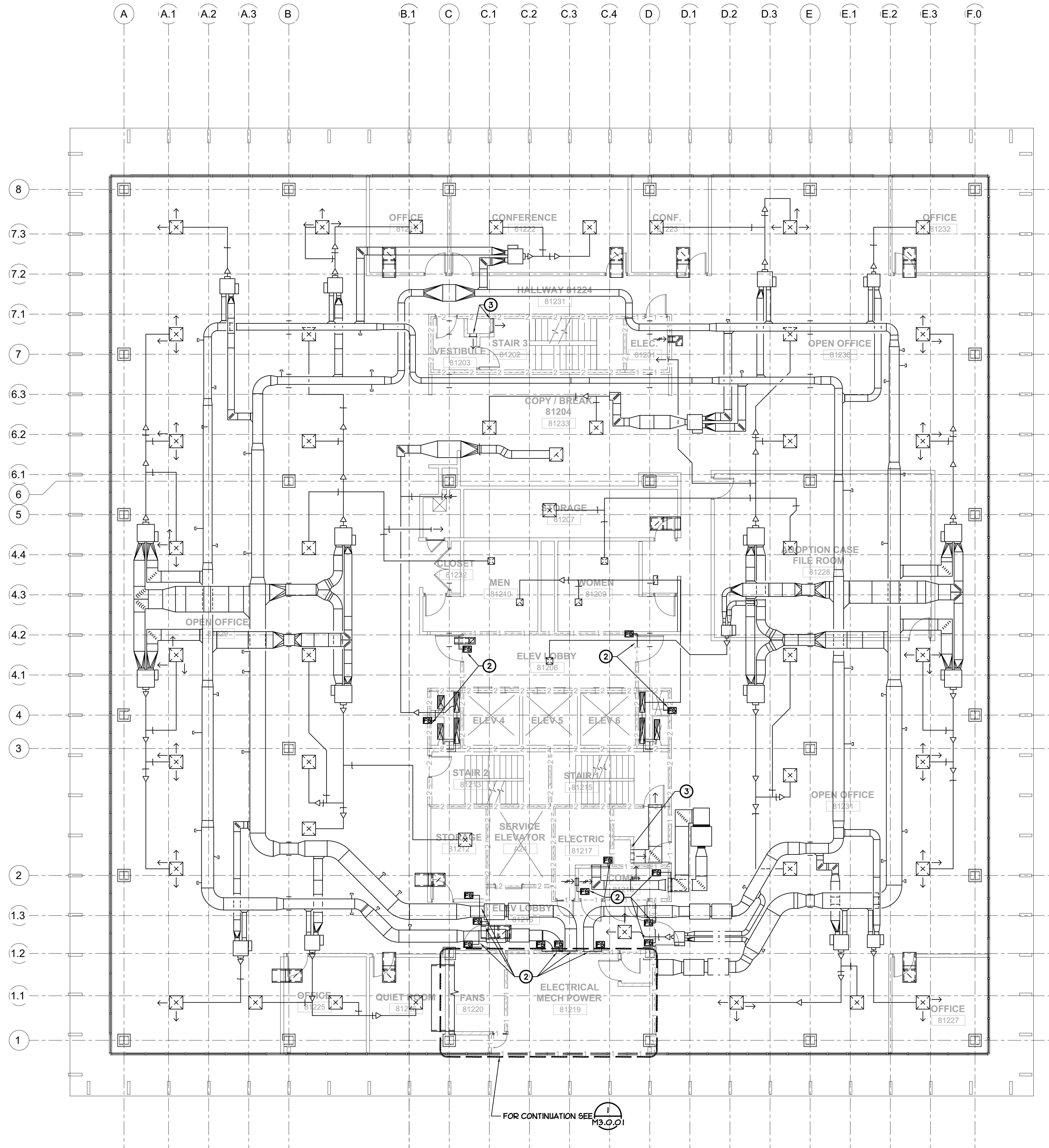
E

D

C

B

A



BUILDING 8 - HVAC 12TH FLOOR PLAN

SCALE : 1/8" = 1'-0"

1
M2.8.12

GENERAL NOTES

1. DRAWINGS HAVE BEEN PREPARED BASED ON EXISTING RECORD DRAWINGS AND MAY NOT MATCH INSTALLED CONDITIONS. DIVISION 23 CONTRACTOR SHALL NOTIFY ARCHITECT OF ANY DISCREPANCIES AND EXISTING CONDITIONS THAT ARE NOT SHOWN ON DRAWINGS.

SCOPE OF WORK

- PRIOR TO START OF FIRE ALARM REPLACEMENT WORK, DIVISION 23 CONTRACTOR SHALL PERFORM A FIELD INVESTIGATION TO DETERMINE THE CONDITION OF EXISTING COMPONENTS WITH INTEGRATIONS TO THE EXISTING FIRE ALARM SYSTEM. CONTRACTOR SHALL:
 - VERIFY THAT ALL FIRE-SMOKE DAMPERS AND ACTUATORS LISTED ON THE SMOKE CONTROL MATRIX (SHEET M0.0.01) ARE IN OPERATION, CAN TRAVEL ALONG THEIR FULL CONTROL PATH, AND REPORT THEIR POSITION CORRECTLY AT BOTH THE BMS AND THE EXISTING FIRE ALARM SYSTEM.
 - VERIFY THAT ALL FIRE-SMOKE DAMPERS AND MIXING DAMPERS INTERNAL TO THE AIR HANDLING UNITS ARE IN OPERATION, CAN TRAVEL ALONG THEIR FULL CONTROL PATH, AND REPORT THEIR POSITION CORRECTLY AT BOTH THE BMS AND THE EXISTING FIRE ALARM SYSTEM PRIOR TO ITS REPLACEMENT.
 - VERIFY THAT ALL CONTROL DAMPERS USED BY THE EXISTING STAIRWELL PRESSURIZATION SYSTEM, AND THE INTERLOCK BETWEEN THE PRESSURIZATION FAN AND THE FIRE ALARM SYSTEM ARE OPERATIONAL.
- CONCURRENT WITH THE DEMOLITION OF THE EXISTING FIRE ALARM SYSTEM, DIVISION 23 CONTRACTOR SHALL DISCONNECT ALL COMPONENTS INTEGRATED WITH THE DEMOLISHED FIRE ALARM SYSTEM AND COORDINATE REPLACEMENT OF ANY COMPONENTS IDENTIFIED AS FAULTY DURING THE PRE-DEMOLITION WORK ABOVE.
- FOLLOWING THE COMPLETION OF THE REPLACEMENT FIRE ALARM SYSTEM WORK, DIVISION 23 CONTRACTOR SHALL COORDINATE RECONNECTION OF ALL COMPONENTS, BOTH EXISTING AND REPLACEMENT, TO THE NEW FIRE ALARM SYSTEM. CONTRACTOR SHALL:
 - VERIFY THAT ALL CONTROLLED DEVICES MONITORED BY THE EXISTING SMOKE CONTROL PANEL ARE RECONNECTED TO THE REPLACEMENT FIRE ALARM SYSTEM.
 - RECONNECT THE EXISTING BMS SYSTEM TO THE REPLACEMENT FIRE ALARM SYSTEM AND VERIFY THAT THE BMS ACCEPTS AND RESPONDS CORRECTLY TO ALL CONTROL MODES SIGNALLED BY THE FIRE ALARM SYSTEM.
 - VERIFY THAT ALL SEQUENCES LISTED ON THE FIRE CONTROL SEQUENCE (SHEET M0.0.01), THE STAIRWELL PRESSURIZATION SEQUENCE (SHEET M0.0.02), AND THE FIRE ALARM CONTROL DRAWINGS (SEE DIV 26 SHEETS) ARE IMPLEMENTED AND FUNCTIONALLY TESTED.

KEY NOTES:

- EXISTING AIR HANDLER EQUIPMENT. REFER TO GENERAL NOTES ABOVE.
- EXISTING FIRE-SMOKE DAMPERS. REFER TO GENERAL NOTES ABOVE.
- EXISTING STAIRWELL PRESSURIZATION SYSTEM CONTROL DAMPERS. REFER TO GENERAL NOTES ABOVE.



Dewberry Architects Inc.
301 N Lake Ave, Suite 320
Pasadena, CA 91101-5112
916.239.7244 Phone
916.239.7245 Fax

AGENCY APPROVAL

OFFICE OF THE STATE FIRE MARSHAL
APPROVED FIRE AND PANIC ONLY



Approval of this plan does not authorize or approve any omission or deviation from applicable regulations. Final approval is subject to field inspection. One set of approved plans shall be available on the project site at all times.

IDENTIFICATION STAMP
DIV. OF THE STATE ARCHITECT
APP: 02-122924 INC.
REVIEWED FOR
SS FLS ACS
DATE: 10/21/2024

DEPARTMENT OF GENERAL SERVICES - FACILITIES MANAGEMENT DIVISION
OFFICE BUILDING 8 & 9 (039 & 045) - FIRE LIFE SAFE UPGRADE
744 P STREET,
SACRAMENTO, CA 95814
CONSTRUCTION DOCUMENTS

SEAL
 M 29743
EXPIRES 06/30/26
DATE SIGNED: 10-21-24

SCALE AS INDICATED

REVISIONS

NO.	DESCRIPTION	DATE

DRAWN BY _____
APPROVED BY _____
CHECKED BY _____
DATE _____

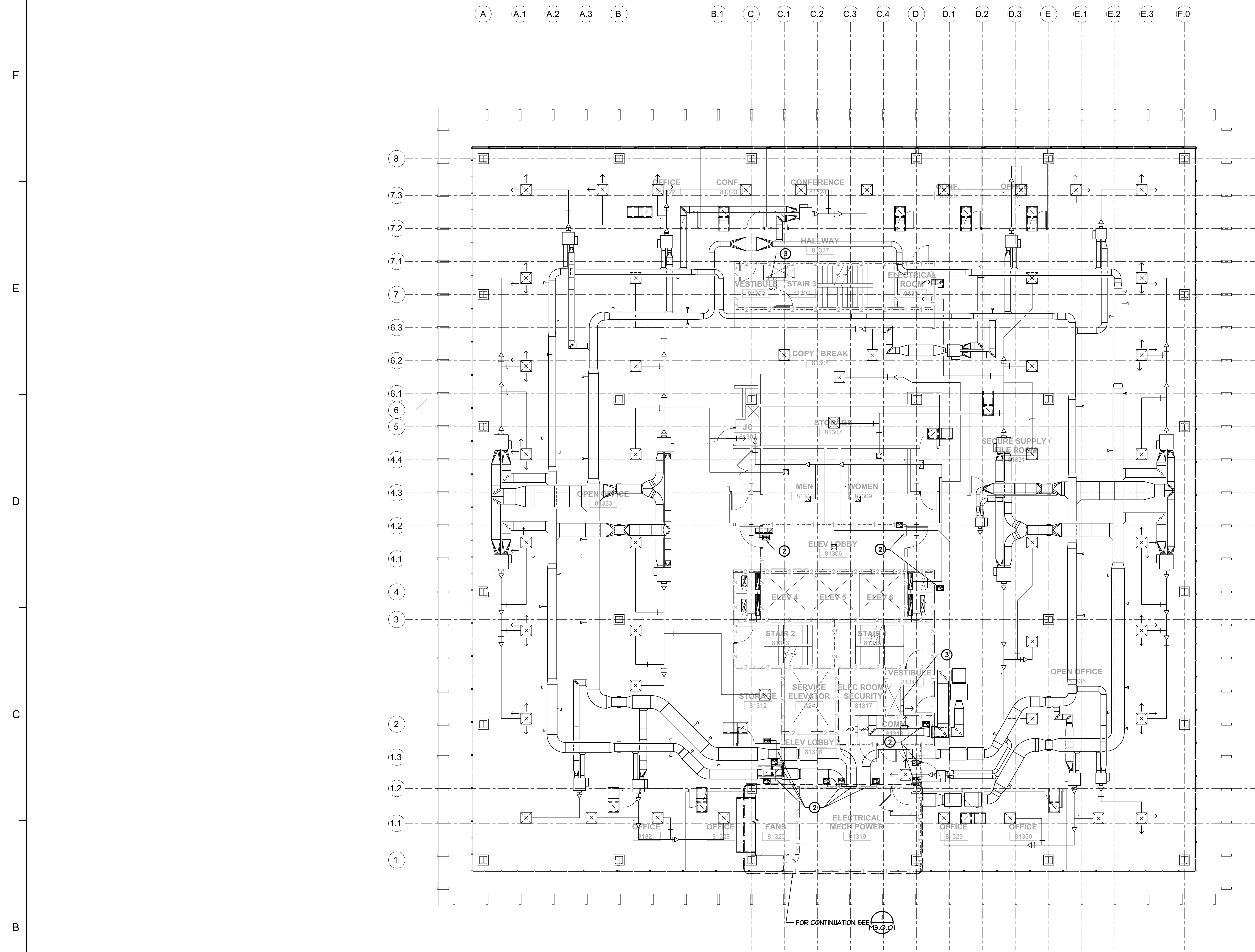
TITLE
**BUILDING 8
HVAC 12TH
FLOOR PLAN**

PROJECT NO.
M2.8.12
SHEET NO.
ISSUE DATE: OCTOBER 25, 2024

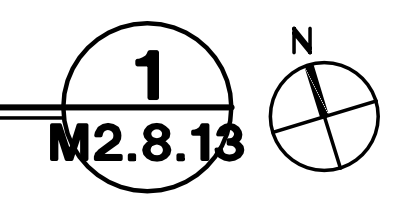


RANDY CORONA, CHIEF ENGINEER
212201.00
PWA - DESIGN TEAM PROJECT NO.

QC	
INI	%



BUILDING 8 - HVAC 13TH FLOOR PLAN
 SCALE : 1/8" = 1'-0"



GENERAL NOTES


1. DRAWINGS HAVE BEEN PREPARED BASED ON EXISTING RECORD DRAWINGS AND MAY NOT MATCH INSTALLED CONDITIONS. DIVISION 23 CONTRACTOR SHALL NOTIFY ARCHITECT OF ANY DISCREPANCIES AND EXISTING CONDITIONS THAT ARE NOT SHOWN ON DRAWINGS.

SCOPE OF WORK

- PRIOR TO START OF FIRE ALARM REPLACEMENT WORK, DIVISION 23 CONTRACTOR SHALL PERFORM A FIELD INVESTIGATION TO DETERMINE THE CONDITION OF EXISTING COMPONENTS WITH INTEGRATIONS TO THE EXISTING FIRE ALARM SYSTEM. CONTRACTOR SHALL:
 - VERIFY THAT ALL FIRE-SMOKE DAMPERS AND ACTUATORS LISTED ON THE SMOKE CONTROL MATRIX (SHEET M0.0.01) ARE IN OPERATION, CAN TRAVEL ALONG THEIR FULL CONTROL PATH, AND REPORT THEIR POSITION CORRECTLY AT BOTH THE BMS AND THE EXISTING FIRE ALARM SYSTEM.
 - VERIFY THAT ALL FIRE-SMOKE DAMPERS AND MIXING DAMPERS INTERNAL TO THE AIR HANDLING UNITS ARE IN OPERATION, CAN TRAVEL ALONG THEIR FULL CONTROL PATH, AND REPORT THEIR POSITION CORRECTLY AT BOTH THE BMS AND THE EXISTING FIRE ALARM SYSTEM PRIOR TO ITS REPLACEMENT.
 - VERIFY THAT ALL CONTROL DAMPERS USED BY THE EXISTING STAIRWELL PRESSURIZATION SYSTEM, AND THE INTERLOCK BETWEEN THE PRESSURIZATION FAN AND THE FIRE ALARM SYSTEM ARE OPERATIONAL.
- CONCURRENT WITH THE DEMOLITION OF THE EXISTING FIRE ALARM SYSTEM, DIVISION 23 CONTRACTOR SHALL DISCONNECT ALL COMPONENTS INTEGRATED WITH THE DEMOLISHED FIRE ALARM SYSTEM AND COORDINATE REPLACEMENT OF ANY COMPONENTS IDENTIFIED AS FAULTY DURING THE PRE-DEMOLITION WORK ABOVE.
- FOLLOWING THE COMPLETION OF THE REPLACEMENT FIRE ALARM SYSTEM WORK, DIVISION 23 CONTRACTOR SHALL COORDINATE RECONNECTION OF ALL COMPONENTS, BOTH EXISTING AND REPLACEMENT, TO THE NEW FIRE ALARM SYSTEM. CONTRACTOR SHALL:
 - VERIFY THAT ALL CONTROLLED DEVICES MONITORED BY THE EXISTING SMOKE CONTROL PANEL ARE RECONNECTED TO THE REPLACEMENT FIRE ALARM SYSTEM.
 - RECONNECT THE EXISTING BMS SYSTEM TO THE REPLACEMENT FIRE ALARM SYSTEM AND VERIFY THAT THE BMS ACCEPTS AND RESPONDS CORRECTLY TO ALL CONTROL MODES SIGNALLED BY THE FIRE ALARM SYSTEM.
 - VERIFY THAT ALL SEQUENCES LISTED ON THE FIRE CONTROL SEQUENCE (SHEET M0.0.01), THE STAIRWELL PRESSURIZATION SEQUENCE (SHEET M0.0.02), AND THE FIRE ALARM CONTROL DRAWINGS (SEE DIV 26 SHEETS) ARE IMPLEMENTED AND FUNCTIONALLY TESTED.

KEY NOTES:

- EXISTING AIR HANDLER EQUIPMENT. REFER TO GENERAL NOTES ABOVE.
- EXISTING FIRE-SMOKE DAMPERS. REFER TO GENERAL NOTES ABOVE.
- EXISTING STAIRWELL PRESSURIZATION SYSTEM CONTROL DAMPERS. REFER TO GENERAL NOTES ABOVE.



DEPARTMENT OF GENERAL SERVICES - FACILITIES MANAGEMENT DIVISION
 OFFICE BUILDING 8 & 9 (039 & 045) - FIRE LIFE SAFE
 UPGRADE
 744 P STREET,
 SACRAMENTO, CA95814
 CONSTRUCTION DOCUMENTS



SCALE AS INDICATED

REVISIONS

NO.	DESCRIPTION	DATE

DRAWN BY _____
 APPROVED BY _____
 CHECKED BY _____
 DATE _____

TITLE
**BUILDING 8
 HVAC 13TH
 FLOOR PLAN**

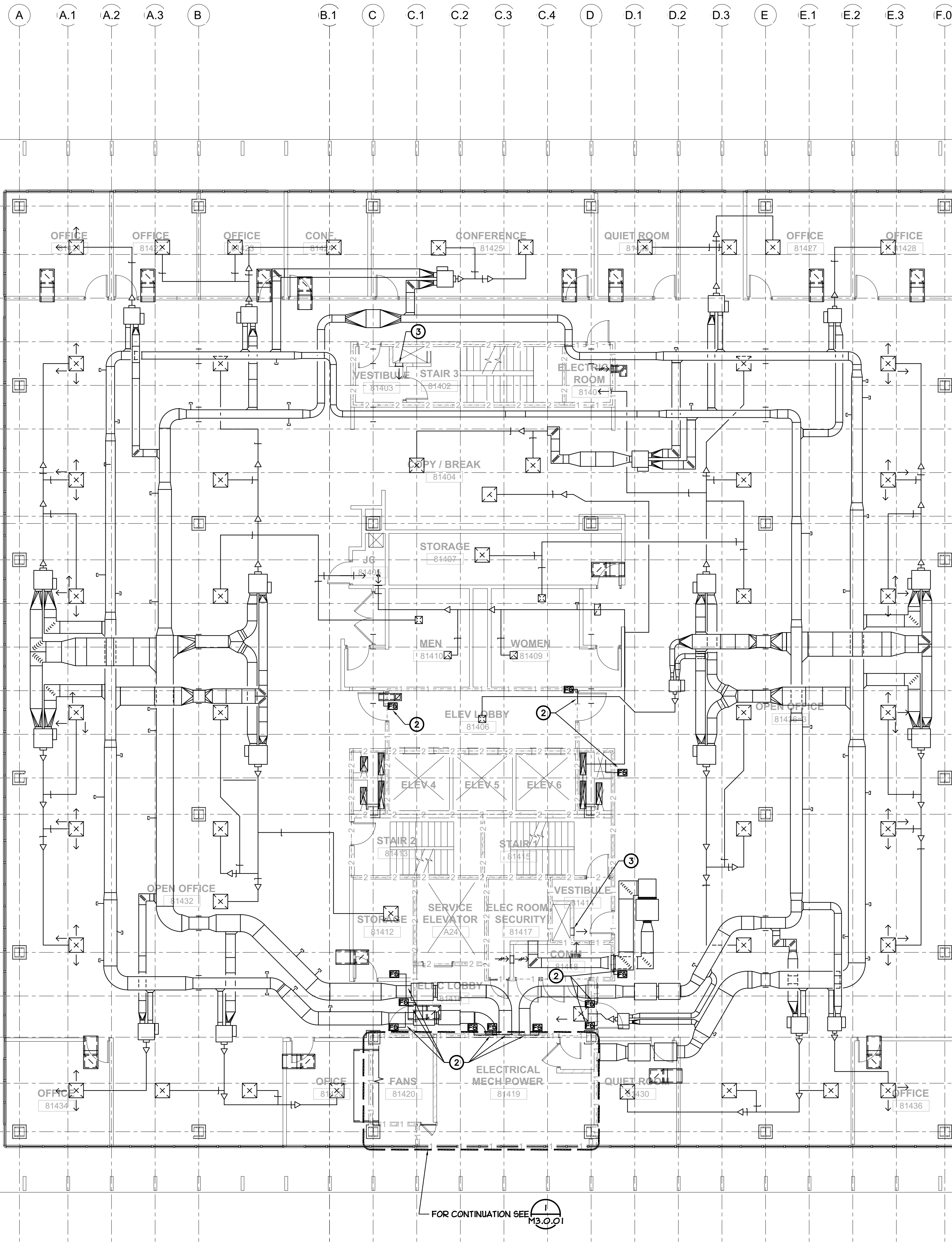
PROJECT NO.

M2.8.13
 SHEET NO. ISSUE DATE: OCTOBER 25, 2024



QC
INI
%

F
E
D
C
B
A



BUILDING 8 - HVAC 14TH FLOOR PLAN
SCALE : 1/8" = 1'-0"

1
M2.8.14

GENERAL NOTES

1. DRAWINGS HAVE BEEN PREPARED BASED ON EXISTING RECORD DRAWINGS AND MAY NOT MATCH INSTALLED CONDITIONS. DIVISION 23 CONTRACTOR SHALL NOTIFY ARCHITECT OF ANY DISCREPANCIES AND EXISTING CONDITIONS THAT ARE NOT SHOWN ON DRAWINGS.

SCOPE OF WORK

- PRIOR TO START OF FIRE ALARM REPLACEMENT WORK, DIVISION 23 CONTRACTOR SHALL PERFORM A FIELD INVESTIGATION TO DETERMINE THE CONDITION OF EXISTING COMPONENTS WITH INTEGRATIONS TO THE EXISTING FIRE ALARM SYSTEM. CONTRACTOR SHALL:
 - VERIFY THAT ALL FIRE-SMOKE DAMPERS AND ACTUATORS LISTED ON THE SMOKE CONTROL MATRIX (SHEET M0.0.01) ARE IN OPERATION, CAN TRAVEL ALONG THEIR FULL CONTROL PATH, AND REPORT THEIR POSITION CORRECTLY AT BOTH THE BMS AND THE EXISTING FIRE ALARM SYSTEM.
 - VERIFY THAT ALL FIRE-SMOKE DAMPERS AND MIXING DAMPERS INTERNAL TO THE AIR HANDLING UNITS ARE IN OPERATION, CAN TRAVEL ALONG THEIR FULL CONTROL PATH, AND REPORT THEIR POSITION CORRECTLY AT BOTH THE BMS AND THE EXISTING FIRE ALARM SYSTEM PRIOR TO ITS REPLACEMENT.
 - VERIFY THAT ALL CONTROL DAMPERS USED BY THE EXISTING STAIRWELL PRESSURIZATION SYSTEM, AND THE INTERLOCK BETWEEN THE PRESSURIZATION FAN AND THE FIRE ALARM SYSTEM ARE OPERATIONAL.
- CONCURRENT WITH THE DEMOLITION OF THE EXISTING FIRE ALARM SYSTEM, DIVISION 23 CONTRACTOR SHALL DISCONNECT ALL COMPONENTS INTEGRATED WITH THE DEMOLISHED FIRE ALARM SYSTEM AND COORDINATE REPLACEMENT OF ANY COMPONENTS IDENTIFIED AS FAULTY DURING THE PRE-DEMOLITION WORK ABOVE.
- FOLLOWING THE COMPLETION OF THE REPLACEMENT FIRE ALARM SYSTEM WORK, DIVISION 23 CONTRACTOR SHALL COORDINATE RECONNECTION OF ALL COMPONENTS, BOTH EXISTING AND REPLACEMENT, TO THE NEW FIRE ALARM SYSTEM. CONTRACTOR SHALL:
 - VERIFY THAT ALL CONTROLLED DEVICES MONITORED BY THE EXISTING SMOKE CONTROL PANEL ARE RECONNECTED TO THE REPLACEMENT FIRE ALARM SYSTEM.
 - RECONNECT THE EXISTING BMS SYSTEM TO THE REPLACEMENT FIRE ALARM SYSTEM AND VERIFY THAT THE BMS ACCEPTS AND RESPONDS CORRECTLY TO ALL CONTROL MODES SIGNALLED BY THE FIRE ALARM SYSTEM.
 - VERIFY THAT ALL SEQUENCES LISTED ON THE FIRE CONTROL SEQUENCE (SHEET M0.0.01), THE STAIRWELL PRESSURIZATION SEQUENCE (SHEET M0.0.02), AND THE FIRE ALARM CONTROL DRAWINGS (SEE DIV 26 SHEETS) ARE IMPLEMENTED AND FUNCTIONALLY TESTED.

KEY NOTES:

- EXISTING AIR HANDLER EQUIPMENT. REFER TO GENERAL NOTES ABOVE.
- EXISTING FIRE-SMOKE DAMPERS. REFER TO GENERAL NOTES ABOVE.
- EXISTING STAIRWELL PRESSURIZATION SYSTEM CONTROL DAMPERS. REFER TO GENERAL NOTES ABOVE.



Dewberry Architects Inc.
301 N Lake Ave, Suite 320
Pasadena, CA 91101-5112
916.239.7244 Phone
916.239.7245 Fax

AGENCY APPROVAL

OFFICE OF THE STATE FIRE MARSHAL
APPROVED FIRE AND PANIC ONLY

07/01/24
23-6555-E
SINCE 1985

Approval of this plan does not authorize or approve any omission or deviation from applicable regulations. Final approval is subject to field inspection. One set of approved plans shall be available on the project site at all times.

IDENTIFICATION STAMP
DIV. OF THE STATE ARCHITECT

APP: 02-122924 INC.
REVIEWED FOR
SS FLS ACS

DATE: 10/21/2024

DEPARTMENT OF GENERAL SERVICES - FACILITIES MANAGEMENT DIVISION
 OFFICE BUILDING 8 & 9 (039 & 045) - FIRE LIFE SAFE UPGRADE
 744 P STREET,
 SACRAMENTO, CA 95814
 CONSTRUCTION DOCUMENTS

SEAL

DATE SIGNED: 10-8-24

SCALE AS INDICATED

REVISIONS

NO.	DESCRIPTION	DATE

DRAWN BY _____
 APPROVED BY _____
 CHECKED BY _____
 DATE _____

TITLE
**BUILDING 8
 HVAC 14TH
 FLOOR PLAN**

PROJECT NO.

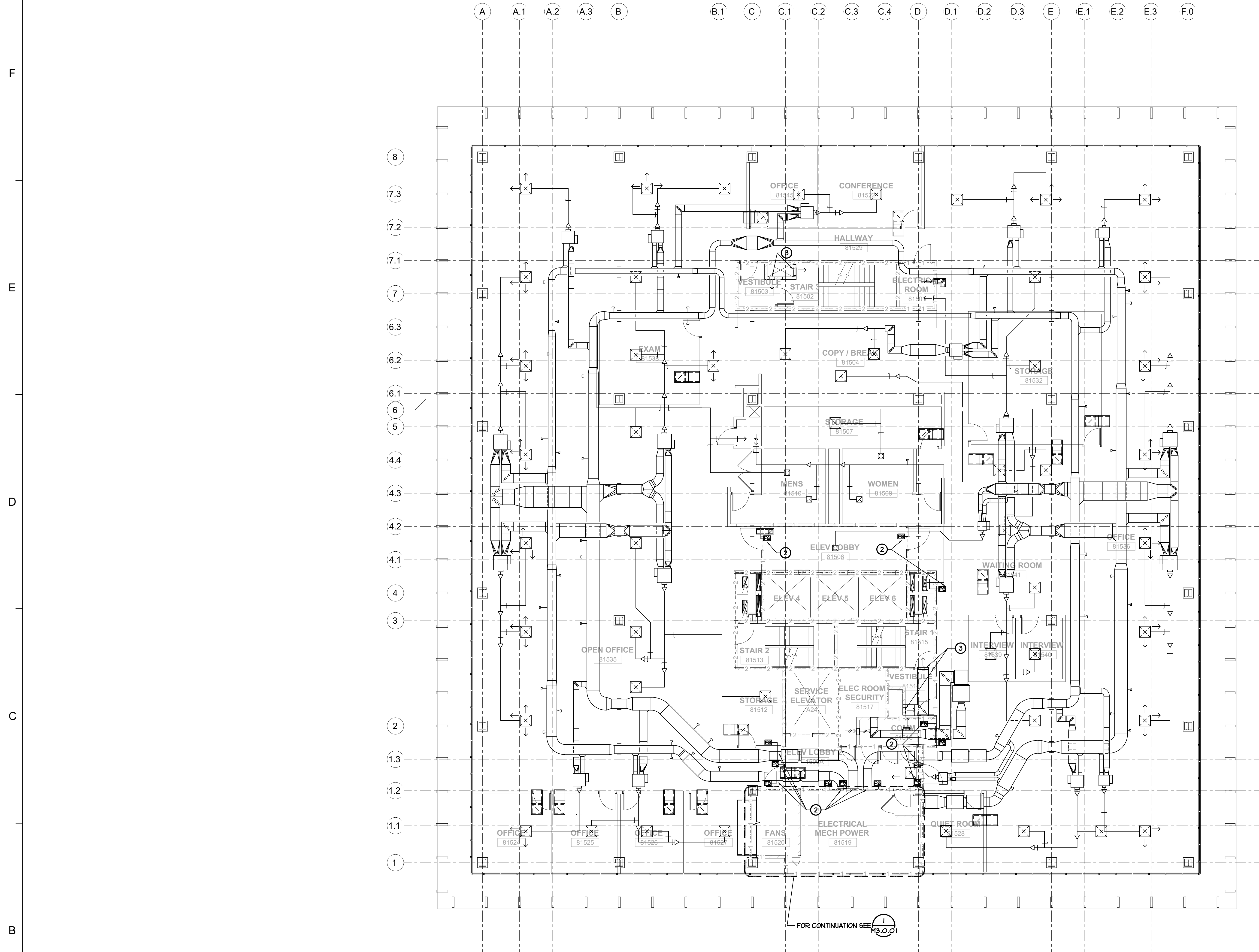
M2.8.14

SHEET NO. ISSUE DATE: OCTOBER 25, 2024



RAJESH CHANDAN, CHIEF ENGINEER
 212201.00
 PIA - DESIGN TEAM PROJECT NO.

QC
INI
%



BUILDING 8 - HVAC 15TH FLOOR PLAN
SCALE : 1/8" = 1'-0"

1
M2.8.15

GENERAL NOTES

1. DRAWINGS HAVE BEEN PREPARED BASED ON EXISTING RECORD DRAWINGS AND MAY NOT MATCH INSTALLED CONDITIONS. DIVISION 23 CONTRACTOR SHALL NOTIFY ARCHITECT OF ANY DISCREPANCIES AND EXISTING CONDITIONS THAT ARE NOT SHOWN ON DRAWINGS.

SCOPE OF WORK

- 1. PRIOR TO START OF FIRE ALARM REPLACEMENT WORK, DIVISION 23 CONTRACTOR SHALL PERFORM A FIELD INVESTIGATION TO DETERMINE THE CONDITION OF EXISTING COMPONENTS WITH INTEGRATIONS TO THE EXISTING FIRE ALARM SYSTEM. CONTRACTOR SHALL:
 - VERIFY THAT ALL FIRE-SMOKE DAMPERS AND ACTUATORS LISTED ON THE SMOKE CONTROL MATRIX (SHEET M0.0.01) ARE IN OPERATION, CAN TRAVEL ALONG THEIR FULL CONTROL PATH, AND REPORT THEIR POSITION CORRECTLY AT BOTH THE BMS AND THE EXISTING FIRE ALARM SYSTEM.
 - VERIFY THAT ALL FIRE-SMOKE DAMPERS AND MIXING DAMPERS INTERNAL TO THE AIR HANDLING UNITS ARE IN OPERATION, CAN TRAVEL ALONG THEIR FULL CONTROL PATH, AND REPORT THEIR POSITION CORRECTLY AT BOTH THE BMS AND THE EXISTING FIRE ALARM SYSTEM PRIOR TO ITS REPLACEMENT.
 - VERIFY THAT ALL CONTROL DAMPERS USED BY THE EXISTING STAIRWELL PRESSURIZATION SYSTEM, AND THE INTERLOCK BETWEEN THE PRESSURIZATION FAN AND THE FIRE ALARM SYSTEM ARE OPERATIONAL.
- 2. CONCURRENT WITH THE DEMOLITION OF THE EXISTING FIRE ALARM SYSTEM, DIVISION 23 CONTRACTOR SHALL DISCONNECT ALL COMPONENTS INTEGRATED WITH THE DEMOLISHED FIRE ALARM SYSTEM AND COORDINATE REPLACEMENT OF ANY COMPONENTS IDENTIFIED AS FAULTY DURING THE PRE-DEMOLITION WORK ABOVE.
- 3. FOLLOWING THE COMPLETION OF THE REPLACEMENT FIRE ALARM SYSTEM WORK, DIVISION 23 CONTRACTOR SHALL COORDINATE RECONNECTION OF ALL COMPONENTS, BOTH EXISTING AND REPLACEMENT, TO THE NEW FIRE ALARM SYSTEM. CONTRACTOR SHALL:
 - VERIFY THAT ALL CONTROLLED DEVICES MONITORED BY THE EXISTING SMOKE CONTROL PANEL ARE RECONNECTED TO THE REPLACEMENT FIRE ALARM SYSTEM.
 - RECONNECT THE EXISTING BMS SYSTEM TO THE REPLACEMENT FIRE ALARM SYSTEM AND VERIFY THAT THE BMS ACCEPTS AND RESPONDS CORRECTLY TO ALL CONTROL MODES SIGNALLED BY THE FIRE ALARM SYSTEM.
 - VERIFY THAT ALL SEQUENCES LISTED ON THE FIRE CONTROL SEQUENCE (SHEET M0.0.01), THE STAIRWELL PRESSURIZATION SEQUENCE (SHEET M0.0.02), AND THE FIRE ALARM CONTROL DRAWINGS (SEE DIV 26 SHEETS) ARE IMPLEMENTED AND FUNCTIONALLY TESTED.

KEY NOTES:

- 1 EXISTING AIR HANDLER EQUIPMENT. REFER TO GENERAL NOTES ABOVE.
- 2 EXISTING FIRE-SMOKE DAMPERS. REFER TO GENERAL NOTES ABOVE.
- 3 EXISTING STAIRWELL PRESSURIZATION SYSTEM CONTROL DAMPERS. REFER TO GENERAL NOTES ABOVE.

Dewberry
Dewberry Architects Inc.
301 N Lake Ave, Suite 320
Pasadena, CA 91101-5112
916.239.7244 Phone
916.239.7245 Fax

AGENCY APPROVAL

OFFICE OF THE STATE FIRE MARSHAL
APPROVED FIRE AND PANIC ONLY

Approval of this plan does not authorize or approve any omission or deviation from applicable regulations. Final approval is subject to field inspection. One set of approved plans shall be available on the project site at all times.

IDENTIFICATION STAMP
DIV. OF THE STATE ARCHITECT

APP: 02-122924 INC.
REVIEWED FOR
SS FLS ACS

DATE: 10/21/2024

DEPARTMENT OF GENERAL SERVICES - FACILITIES MANAGEMENT DIVISION

OFFICE BUILDING 8 & 9 (039 & 045) - FIRE LIFE SAFE UPGRADE

744 P STREET,
SACRAMENTO, CA 95814

CONSTRUCTION DOCUMENTS

SEAL

DATE SIGNED: 10-23-24

SCALE AS INDICATED

REVISIONS

NO.	DESCRIPTION	DATE

DRAWN BY _____
APPROVED BY _____
CHECKED BY _____
DATE _____

TITLE

**BUILDING 8
HVAC 15TH
FLOOR PLAN**

PROJECT NO. _____

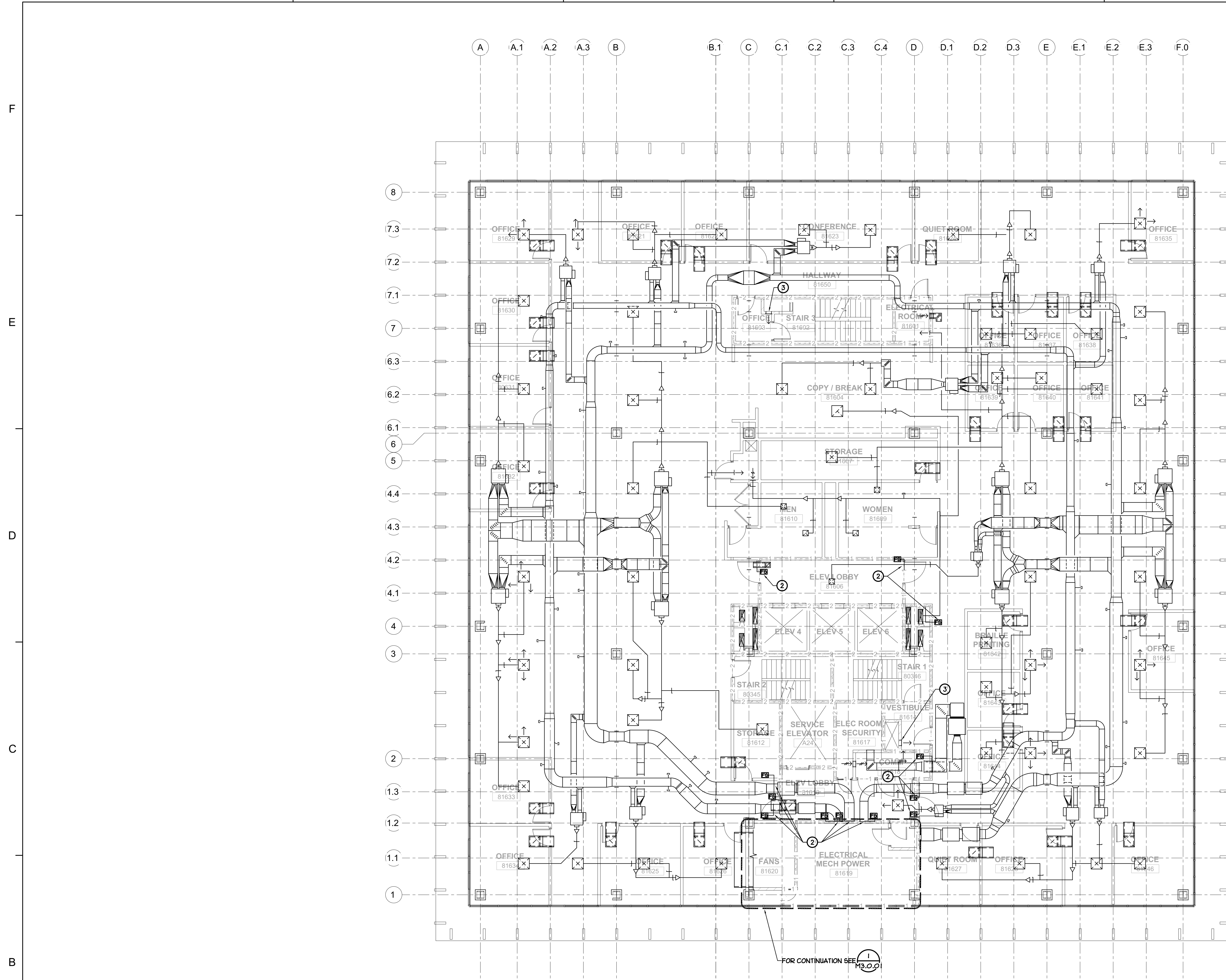
M2.8.15

SHEET NO. _____

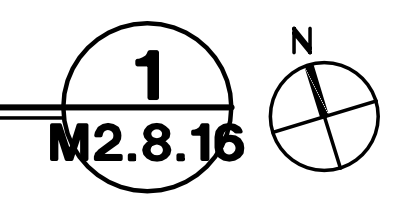
ISSUE DATE: OCTOBER 23, 2024



capital
engineering
Rancho Cordova, California
M2.8.15
M2.8.15-1
P14 - DESIGN TEAM
PROJECT NO.



BUILDING 8 - HVAC 16TH FLOOR PLAN
 SCALE : 1/8" = 1'-0"



GENERAL NOTES

1. DRAWINGS HAVE BEEN PREPARED BASED ON EXISTING RECORD DRAWINGS AND MAY NOT MATCH INSTALLED CONDITIONS. DIVISION 23 CONTRACTOR SHALL NOTIFY ARCHITECT OF ANY DISCREPANCIES AND EXISTING CONDITIONS THAT ARE NOT SHOWN ON DRAWINGS.

SCOPE OF WORK

- PRIOR TO START OF FIRE ALARM REPLACEMENT WORK, DIVISION 23 CONTRACTOR SHALL PERFORM A FIELD INVESTIGATION TO DETERMINE THE CONDITION OF EXISTING COMPONENTS WITH INTEGRATIONS TO THE EXISTING FIRE ALARM SYSTEM. CONTRACTOR SHALL:
 - VERIFY THAT ALL FIRE-SMOKE DAMPERS AND ACTUATORS LISTED ON THE SMOKE CONTROL MATRIX (SHEET M0.0.01) ARE IN OPERATION, CAN TRAVEL ALONG THEIR FULL CONTROL PATH, AND REPORT THEIR POSITION CORRECTLY AT BOTH THE BMS AND THE EXISTING FIRE ALARM SYSTEM.
 - VERIFY THAT ALL FIRE-SMOKE DAMPERS AND MIXING DAMPERS INTERNAL TO THE AIR HANDLING UNITS ARE IN OPERATION, CAN TRAVEL ALONG THEIR FULL CONTROL PATH, AND REPORT THEIR POSITION CORRECTLY AT BOTH THE BMS AND THE EXISTING FIRE ALARM SYSTEM PRIOR TO ITS REPLACEMENT.
 - VERIFY THAT ALL CONTROL DAMPERS USED BY THE EXISTING STAIRWELL PRESSURIZATION SYSTEM, AND THE INTERLOCK BETWEEN THE PRESSURIZATION FAN AND THE FIRE ALARM SYSTEM ARE OPERATIONAL.
- CONCURRENT WITH THE DEMOLITION OF THE EXISTING FIRE ALARM SYSTEM, DIVISION 23 CONTRACTOR SHALL DISCONNECT ALL COMPONENTS INTEGRATED WITH THE DEMOLISHED FIRE ALARM SYSTEM AND COORDINATE REPLACEMENT OF ANY COMPONENTS IDENTIFIED AS FAULTY DURING THE PRE-DEMOLITION WORK ABOVE.
- FOLLOWING THE COMPLETION OF THE REPLACEMENT FIRE ALARM SYSTEM WORK, DIVISION 23 CONTRACTOR SHALL COORDINATE RECONNECTION OF ALL COMPONENTS, BOTH EXISTING AND REPLACEMENT, TO THE NEW FIRE ALARM SYSTEM. CONTRACTOR SHALL:
 - VERIFY THAT ALL CONTROLLED DEVICES MONITORED BY THE EXISTING SMOKE CONTROL PANEL ARE RECONNECTED TO THE REPLACEMENT FIRE ALARM SYSTEM.
 - RECONNECT THE EXISTING BMS SYSTEM TO THE REPLACEMENT FIRE ALARM SYSTEM AND VERIFY THAT THE BMS ACCEPTS AND RESPONDS CORRECTLY TO ALL CONTROL MODES SIGNALLED BY THE FIRE ALARM SYSTEM.
 - VERIFY THAT ALL SEQUENCES LISTED ON THE FIRE CONTROL SEQUENCE (SHEET M0.0.01), THE STAIRWELL PRESSURIZATION SEQUENCE (SHEET M0.0.02), AND THE FIRE ALARM CONTROL DRAWINGS (SEE DIV 26 SHEETS) ARE IMPLEMENTED AND FUNCTIONALLY TESTED.

KEY NOTES:

- EXISTING AIR HANDLER EQUIPMENT. REFER TO GENERAL NOTES ABOVE.
- EXISTING FIRE-SMOKE DAMPERS. REFER TO GENERAL NOTES ABOVE.
- EXISTING STAIRWELL PRESSURIZATION SYSTEM CONTROL DAMPERS. REFER TO GENERAL NOTES ABOVE.



Dewberry Architects Inc.
 301 N Lake Ave Suite 320
 Pasadena, CA 91101-6112
 916.239.7244 Phone
 916.239.7245 Fax

AGENCY APPROVAL

OFFICE OF THE STATE FIRE MARSHAL
 APPROVED FIRE AND PANIC ONLY

IDENTIFICATION STAMP
 DIV. OF THE STATE ARCHITECT

APP: 02-122924 INC.
 REVIEWED FOR:
 SS FLS ACS

DATE: 10/21/2024

DEPARTMENT OF GENERAL SERVICES - FACILITIES MANAGEMENT DIVISION
OFFICE BUILDING 8 & 9 (039 & 045) - FIRE LIFE SAFE UPGRADE
 744 P STREET,
 SACRAMENTO, CA 95814
 CONSTRUCTION DOCUMENTS

SEAL

DATE SIGNED: 10-9-24

SCALE
 AS INDICATED

REVISIONS

NO.	DESCRIPTION	DATE

DRAWN BY _____
 APPROVED BY _____
 CHECKED BY _____
 DATE _____

TITLE
**BUILDING 8
 HVAC 16TH
 FLOOR PLAN**

PROJECT NO.

M2.8.16



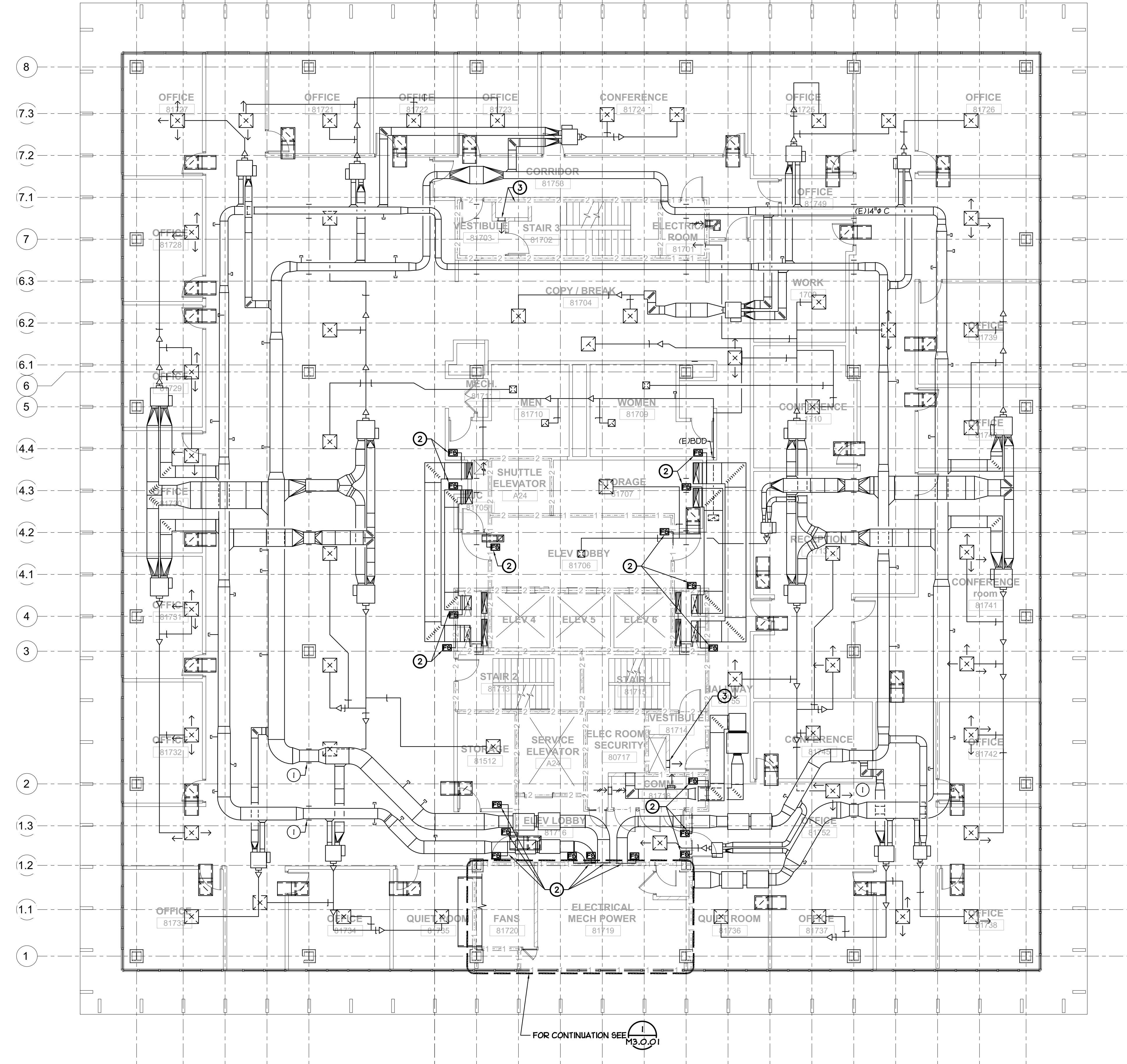
SHEET NO.
 ISSUE DATE: OCTOBER 25, 2024

QC
INI
%

F
E
D
C
B
A

1 2 3 4 5 6

A A.1 A.2 A.3 B B.1 C C.1 C.2 C.3 C.4 D D.1 D.2 D.3 E E.1 E.2 E.3 F.0



BUILDING 8 - HVAC 17TH FLOOR PLAN
SCALE : 1/8" = 1'-0"

1
M2.8.17

GENERAL NOTES

1. DRAWINGS HAVE BEEN PREPARED BASED ON EXISTING RECORD DRAWINGS AND MAY NOT MATCH INSTALLED CONDITIONS. DIVISION 23 CONTRACTOR SHALL NOTIFY ARCHITECT OF ANY DISCREPANCIES AND EXISTING CONDITIONS THAT ARE NOT SHOWN ON DRAWINGS.

SCOPE OF WORK

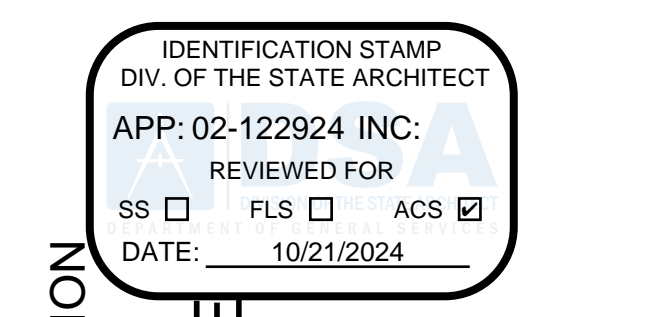
- PRIOR TO START OF FIRE ALARM REPLACEMENT WORK, DIVISION 23 CONTRACTOR SHALL PERFORM A FIELD INVESTIGATION TO DETERMINE THE CONDITION OF EXISTING COMPONENTS WITH INTEGRATIONS TO THE EXISTING FIRE ALARM SYSTEM. CONTRACTOR SHALL:
 - VERIFY THAT ALL FIRE-SMOKE DAMPERS AND ACTUATORS LISTED ON THE SMOKE CONTROL MATRIX (SHEET M0.0.01) ARE IN OPERATION, CAN TRAVEL ALONG THEIR FULL CONTROL PATH, AND REPORT THEIR POSITION CORRECTLY AT BOTH THE BMS AND THE EXISTING FIRE ALARM SYSTEM.
 - VERIFY THAT ALL FIRE-SMOKE DAMPERS AND MIXING DAMPERS INTERNAL TO THE AIR HANDLING UNITS ARE IN OPERATION, CAN TRAVEL ALONG THEIR FULL CONTROL PATH, AND REPORT THEIR POSITION CORRECTLY AT BOTH THE BMS AND THE EXISTING FIRE ALARM SYSTEM PRIOR TO ITS REPLACEMENT.
 - VERIFY THAT ALL CONTROL DAMPERS USED BY THE EXISTING STAIRWELL PRESSURIZATION SYSTEM, AND THE INTERLOCK BETWEEN THE PRESSURIZATION FAN AND THE FIRE ALARM SYSTEM ARE OPERATIONAL.
- CONCURRENT WITH THE DEMOLITION OF THE EXISTING FIRE ALARM SYSTEM, DIVISION 23 CONTRACTOR SHALL DISCONNECT ALL COMPONENTS INTEGRATED WITH THE DEMOLISHED FIRE ALARM SYSTEM AND COORDINATE REPLACEMENT OF ANY COMPONENTS IDENTIFIED AS FAULTY DURING THE PRE-DEMOLITION WORK ABOVE.
- FOLLOWING THE COMPLETION OF THE REPLACEMENT FIRE ALARM SYSTEM WORK, DIVISION 23 CONTRACTOR SHALL COORDINATE RECONNECTION OF ALL COMPONENTS, BOTH EXISTING AND REPLACEMENT, TO THE NEW FIRE ALARM SYSTEM. CONTRACTOR SHALL:
 - VERIFY THAT ALL CONTROLLED DEVICES MONITORED BY THE EXISTING SMOKE CONTROL PANEL ARE RECONNECTED TO THE REPLACEMENT FIRE ALARM SYSTEM.
 - RECONNECT THE EXISTING BMS SYSTEM TO THE REPLACEMENT FIRE ALARM SYSTEM AND VERIFY THAT THE BMS ACCEPTS AND RESPONDS CORRECTLY TO ALL CONTROL MODES SIGNALLED BY THE FIRE ALARM SYSTEM.
 - VERIFY THAT ALL SEQUENCES LISTED ON THE FIRE CONTROL SEQUENCE (SHEET M0.0.01), THE STAIRWELL PRESSURIZATION SEQUENCE (SHEET M0.0.02), AND THE FIRE ALARM CONTROL DRAWINGS (SEE DIV 26 SHEETS) ARE IMPLEMENTED AND FUNCTIONALLY TESTED.

KEY NOTES:

- EXISTING AIR HANDLER EQUIPMENT. REFER TO GENERAL NOTES ABOVE.
- EXISTING FIRE-SMOKE DAMPERS. REFER TO GENERAL NOTES ABOVE.
- EXISTING STAIRWELL PRESSURIZATION SYSTEM CONTROL DAMPERS. REFER TO GENERAL NOTES ABOVE.



Dewberry Architects Inc.
301 N Lake Ave, Suite 320
Pasadena, CA 91101-5112
916.239.7244 Phone
916.239.7245 Fax



DEPARTMENT OF GENERAL SERVICES - FACILITIES MANAGEMENT DIVISION
OFFICE BUILDING 8 & 9 (039 & 045) - FIRE LIFE SAFE
UPGRADE
744 P STREET,
SACRAMENTO, CA 95814
CONSTRUCTION DOCUMENTS



SCALE AS INDICATED

REVISIONS

NO.	DESCRIPTION	DATE

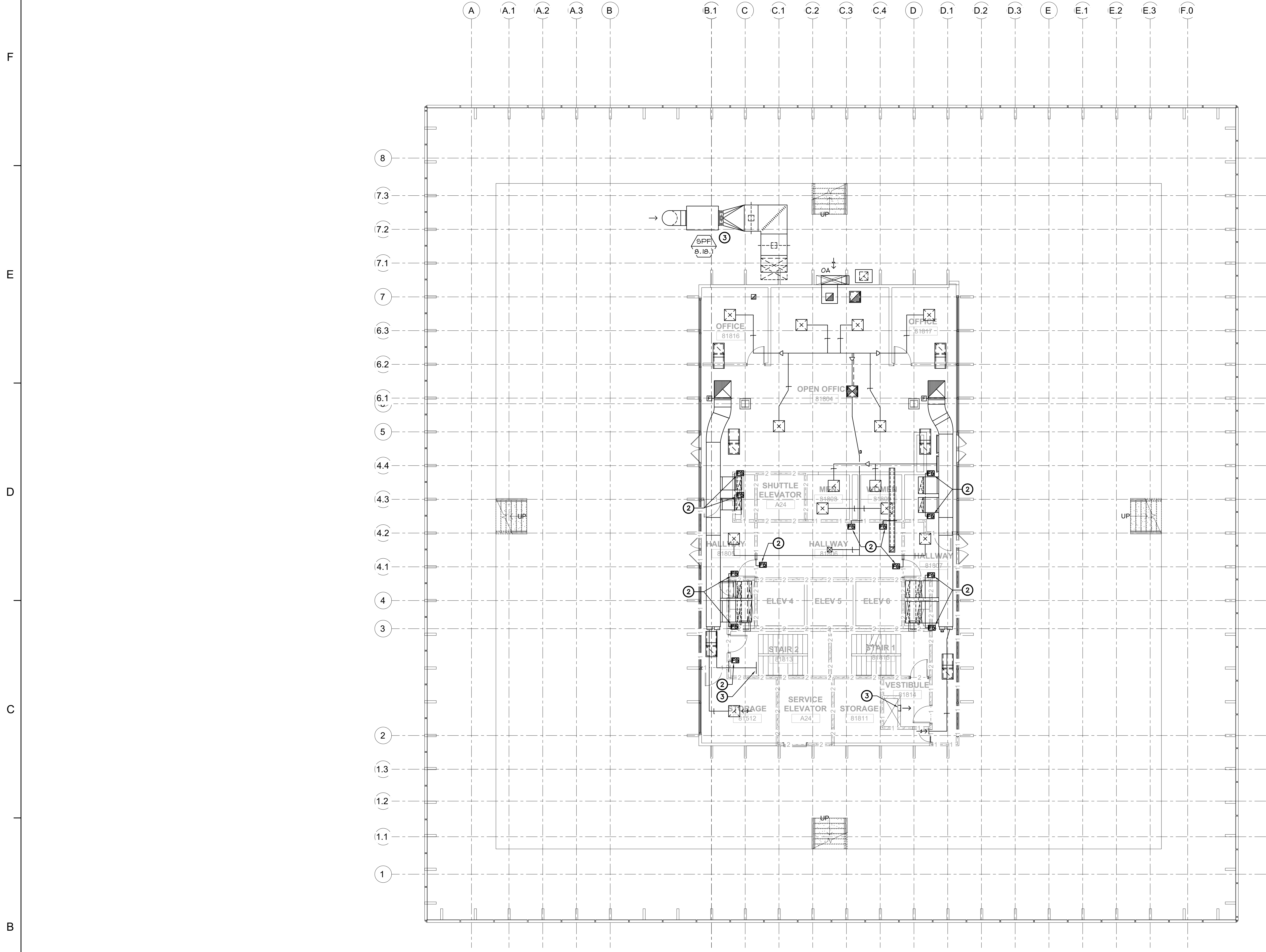
DRAWN BY _____
APPROVED BY _____
CHECKED BY _____
DATE _____

TITLE
**BUILDING 8
HVAC 17TH
FLOOR PLAN**



PROJECT NO. _____
M2.8.17
SHEET NO. _____
ISSUE DATE: OCTOBER 23, 2024

QC	
INI	%



BUILDING 8 - HVAC 18TH FLOOR PLAN
 SCALE : 1/8" = 1'-0"

1
 M2.8.18

GENERAL NOTES

1. DRAWINGS HAVE BEEN PREPARED BASED ON EXISTING RECORD DRAWINGS AND MAY NOT MATCH INSTALLED CONDITIONS. DIVISION 23 CONTRACTOR SHALL NOTIFY ARCHITECT OF ANY DISCREPANCIES AND EXISTING CONDITIONS THAT ARE NOT SHOWN ON DRAWINGS.

SCOPE OF WORK

- PRIOR TO START OF FIRE ALARM REPLACEMENT WORK, DIVISION 23 CONTRACTOR SHALL PERFORM A FIELD INVESTIGATION TO DETERMINE THE CONDITION OF EXISTING COMPONENTS WITH INTEGRATIONS TO THE EXISTING FIRE ALARM SYSTEM. CONTRACTOR SHALL:
 - VERIFY THAT ALL FIRE-SMOKE DAMPERS AND ACTUATORS LISTED ON THE SMOKE CONTROL MATRIX (SHEET M0.0.01) ARE IN OPERATION, CAN TRAVEL ALONG THEIR FULL CONTROL PATH, AND REPORT THEIR POSITION CORRECTLY AT BOTH THE BMS AND THE EXISTING FIRE ALARM SYSTEM.
 - VERIFY THAT ALL FIRE-SMOKE DAMPERS AND MIXING DAMPERS INTERNAL TO THE AIR HANDLING UNITS ARE IN OPERATION, CAN TRAVEL ALONG THEIR FULL CONTROL PATH, AND REPORT THEIR POSITION CORRECTLY AT BOTH THE BMS AND THE EXISTING FIRE ALARM SYSTEM PRIOR TO ITS REPLACEMENT.
 - VERIFY THAT ALL CONTROL DAMPERS USED BY THE EXISTING STAIRWELL PRESSURIZATION SYSTEM, AND THE INTERLOCK BETWEEN THE PRESSURIZATION FAN AND THE FIRE ALARM SYSTEM ARE OPERATIONAL.
- CONCURRENT WITH THE DEMOLITION OF THE EXISTING FIRE ALARM SYSTEM, DIVISION 23 CONTRACTOR SHALL DISCONNECT ALL COMPONENTS INTEGRATED WITH THE DEMOLISHED FIRE ALARM SYSTEM AND COORDINATE REPLACEMENT OF ANY COMPONENTS IDENTIFIED AS FAULTY DURING THE PRE-DEMOLITION WORK ABOVE.
- FOLLOWING THE COMPLETION OF THE REPLACEMENT FIRE ALARM SYSTEM WORK, DIVISION 23 CONTRACTOR SHALL COORDINATE RECONNECTION OF ALL COMPONENTS, BOTH EXISTING AND REPLACEMENT, TO THE NEW FIRE ALARM SYSTEM. CONTRACTOR SHALL:
 - VERIFY THAT ALL CONTROLLED DEVICES MONITORED BY THE EXISTING SMOKE CONTROL PANEL ARE RECONNECTED TO THE REPLACEMENT FIRE ALARM SYSTEM.
 - RECONNECT THE EXISTING BMS SYSTEM TO THE REPLACEMENT FIRE ALARM SYSTEM AND VERIFY THAT THE BMS ACCEPTS AND RESPONDS CORRECTLY TO ALL CONTROL MODES SIGNALLED BY THE FIRE ALARM SYSTEM.
 - VERIFY THAT ALL SEQUENCES LISTED ON THE FIRE CONTROL SEQUENCE (SHEET M0.0.01), THE STAIRWELL PRESSURIZATION SEQUENCE (SHEET M0.0.02), AND THE FIRE ALARM CONTROL DRAWINGS (SEE DIV 26 SHEETS) ARE IMPLEMENTED AND FUNCTIONALLY TESTED.

KEY NOTES:

- EXISTING AIR HANDLER EQUIPMENT. REFER TO GENERAL NOTES ABOVE.
- EXISTING FIRE-SMOKE DAMPERS. REFER TO GENERAL NOTES ABOVE.
- EXISTING STAIRWELL PRESSURIZATION SYSTEM CONTROL DAMPERS. REFER TO GENERAL NOTES ABOVE.

Dewberry
 Dewberry Architects Inc.
 301 N Lake Ave, Suite 320
 Pasadena, CA 91101-5112
 916.239.7244 Phone
 916.239.7245 Fax

AGENCY APPROVAL

OFFICE OF THE STATE FIRE MARSHAL
 APPROVED FIRE AND PANIC ONLY

07/01/24
 23-6555
 SINCE 1985

Approval of this plan does not authorize or approve any omission or deviation from applicable regulations. Final approval is subject to field inspection. One set of approved plans shall be available on the project site at all times.

IDENTIFICATION STAMP
 DIV. OF THE STATE ARCHITECT

APP: 02-122924 INC.
 REVIEWED FOR

SS FLS ACS

DATE: 10/21/2024

DEPARTMENT OF GENERAL SERVICES - FACILITIES MANAGEMENT DIVISION
 OFFICE BUILDING 8 & 9 (039 & 045) - FIRE LIFE SAFE UPGRADE
 744 P STREET,
 SACRAMENTO, CA 95814
 CONSTRUCTION DOCUMENTS

SEAL

DATE SIGNED: 10-8-24

SCALE AS INDICATED

REVISIONS

NO.	DESCRIPTION	DATE

DRAWN BY _____
 APPROVED BY _____
 CHECKED BY _____
 DATE _____

TITLE
**BUILDING 8
 HVAC 18TH
 FLOOR PLAN**

PROJECT NO. _____

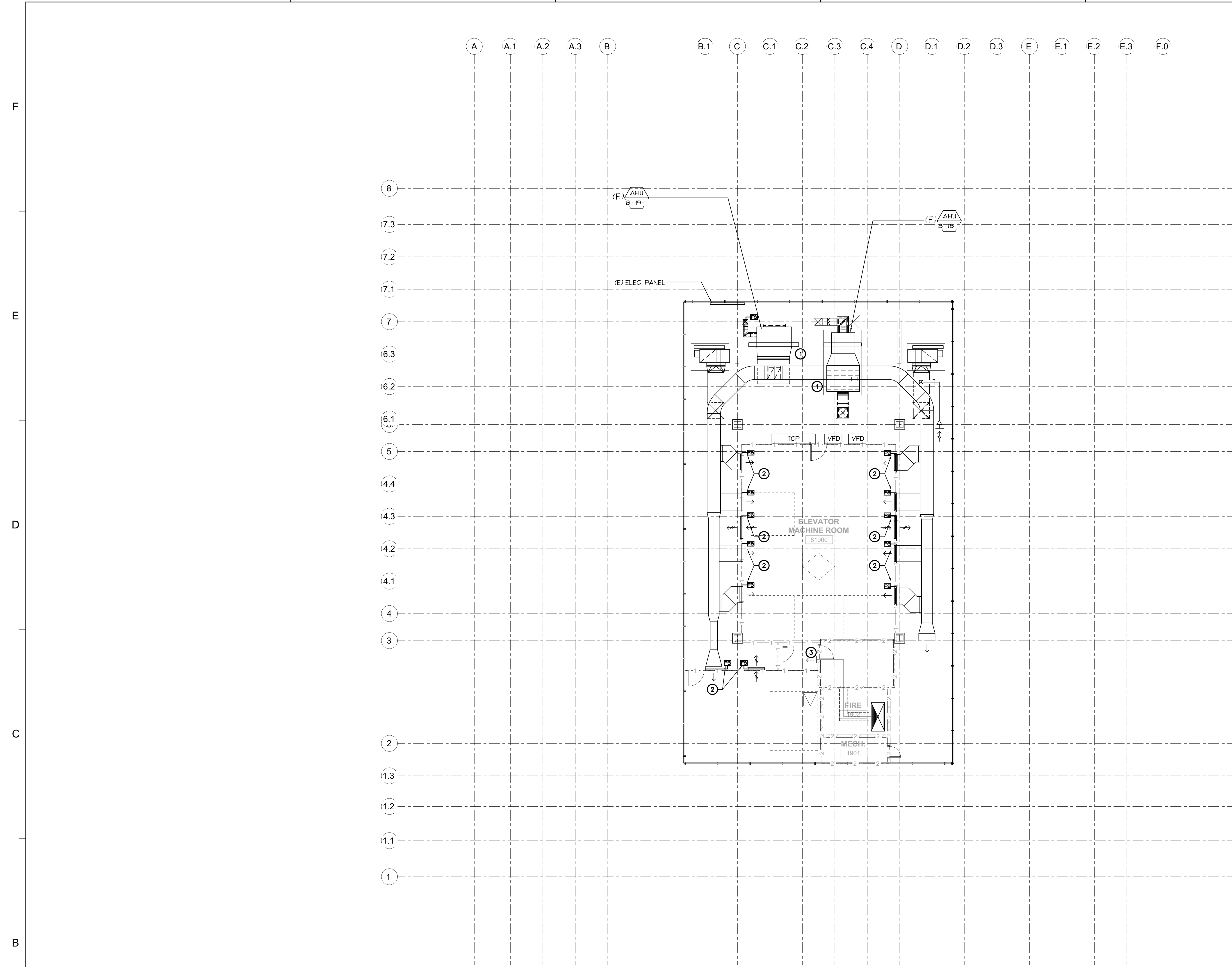
M2.8.18

SHEET NO. _____
 ISSUE DATE: OCTOBER 25, 2024



capital engineering
 RAYMOND CORONA, CALIFORNIA
 211201.00
 PM - DESIGN TEAM PROJECT NO.

QC
INI
%



BUILDING 8 - HVAC PENTHOUSE FLOOR PLAN
 SCALE : 1/8" = 1'-0"

1
 M2.8.19

GENERAL NOTES

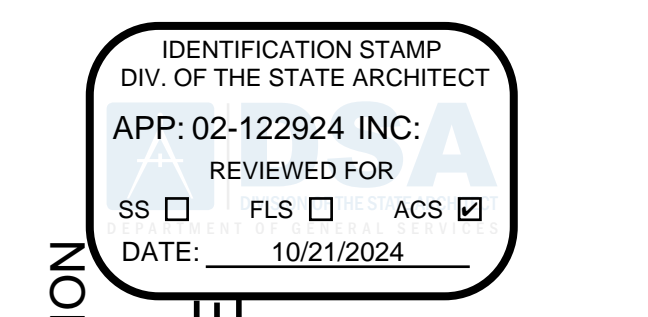

1. DRAWINGS HAVE BEEN PREPARED BASED ON EXISTING RECORD DRAWINGS AND MAY NOT MATCH INSTALLED CONDITIONS. DIVISION 23 CONTRACTOR SHALL NOTIFY ARCHITECT OF ANY DISCREPANCIES AND EXISTING CONDITIONS THAT ARE NOT SHOWN ON DRAWINGS.

SCOPE OF WORK

- PRIOR TO START OF FIRE ALARM REPLACEMENT WORK, DIVISION 23 CONTRACTOR SHALL PERFORM A FIELD INVESTIGATION TO DETERMINE THE CONDITION OF EXISTING COMPONENTS WITH INTEGRATIONS TO THE EXISTING FIRE ALARM SYSTEM. CONTRACTOR SHALL:
 - VERIFY THAT ALL FIRE-SMOKE DAMPERS AND ACTUATORS LISTED ON THE SMOKE CONTROL MATRIX (SHEET M0.0.01) ARE IN OPERATION, CAN TRAVEL ALONG THEIR FULL CONTROL PATH, AND REPORT THEIR POSITION CORRECTLY AT BOTH THE BMS AND THE EXISTING FIRE ALARM SYSTEM.
 - VERIFY THAT ALL FIRE-SMOKE DAMPERS AND MIXING DAMPERS INTERNAL TO THE AIR HANDLING UNITS ARE IN OPERATION, CAN TRAVEL ALONG THEIR FULL CONTROL PATH, AND REPORT THEIR POSITION CORRECTLY AT BOTH THE BMS AND THE EXISTING FIRE ALARM SYSTEM PRIOR TO ITS REPLACEMENT.
 - VERIFY THAT ALL CONTROL DAMPERS USED BY THE EXISTING STAIRWELL PRESSURIZATION SYSTEM, AND THE INTERLOCK BETWEEN THE PRESSURIZATION FAN AND THE FIRE ALARM SYSTEM ARE OPERATIONAL.
- CONCURRENT WITH THE DEMOLITION OF THE EXISTING FIRE ALARM SYSTEM, DIVISION 23 CONTRACTOR SHALL DISCONNECT ALL COMPONENTS INTEGRATED WITH THE DEMOLISHED FIRE ALARM SYSTEM AND COORDINATE REPLACEMENT OF ANY COMPONENTS IDENTIFIED AS FAULTY DURING THE PRE-DEMOLITION WORK ABOVE.
- FOLLOWING THE COMPLETION OF THE REPLACEMENT FIRE ALARM SYSTEM WORK, DIVISION 23 CONTRACTOR SHALL COORDINATE RECONNECTION OF ALL COMPONENTS, BOTH EXISTING AND REPLACEMENT, TO THE NEW FIRE ALARM SYSTEM. CONTRACTOR SHALL:
 - VERIFY THAT ALL CONTROLLED DEVICES MONITORED BY THE EXISTING SMOKE CONTROL PANEL ARE RECONNECTED TO THE REPLACEMENT FIRE ALARM SYSTEM.
 - RECONNECT THE EXISTING BMS SYSTEM TO THE REPLACEMENT FIRE ALARM SYSTEM AND VERIFY THAT THE BMS ACCEPTS AND RESPONDS CORRECTLY TO ALL CONTROL MODES SIGNALLED BY THE FIRE ALARM SYSTEM.
 - VERIFY THAT ALL SEQUENCES LISTED ON THE FIRE CONTROL SEQUENCE (SHEET M0.0.01), THE STAIRWELL PRESSURIZATION SEQUENCE (SHEET M0.0.02), AND THE FIRE ALARM CONTROL DRAWINGS (SEE DIV 26 SHEETS) ARE IMPLEMENTED AND FUNCTIONALLY TESTED.

KEY NOTES:

- EXISTING AIR HANDLER EQUIPMENT. REFER TO GENERAL NOTES ABOVE.
- EXISTING FIRE-SMOKE DAMPERS. REFER TO GENERAL NOTES ABOVE.
- EXISTING STAIRWELL PRESSURIZATION SYSTEM CONTROL DAMPERS. REFER TO GENERAL NOTES ABOVE.



DEPARTMENT OF GENERAL SERVICES - FACILITIES MANAGEMENT DIVISION
 OFFICE BUILDING 8 & 9 (039 & 045) - FIRE LIFE SAFE UPGRADE
 744 P STREET,
 SACRAMENTO, CA 95814
 CONSTRUCTION DOCUMENTS



DATE SIGNED: 10-8-24
 SCALE: AS INDICATED

REVISIONS		
NO.	DESCRIPTION	DATE

DRAWN BY _____
 APPROVED BY _____
 CHECKED BY _____
 DATE _____

TITLE
**BUILDING 8
 HVAC PENTHOUSE
 FLOOR PLAN**

PROJECT NO. _____

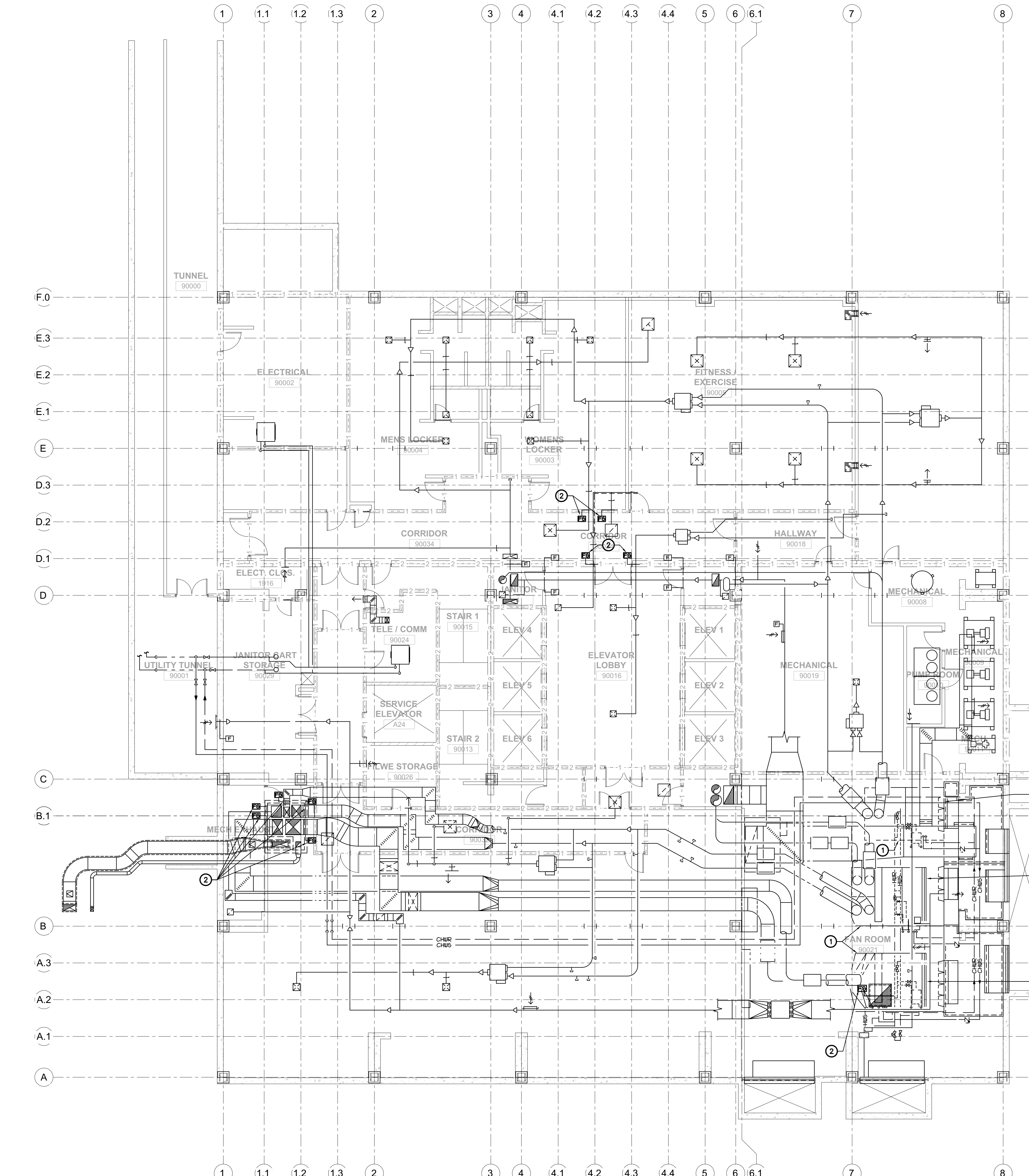
M2.8.19

SHEET NO. _____
 ISSUE DATE: OCTOBER 25, 2024



OC	
INI	%

F
E
D
C
B
A



BUILDING 9 - HVAC BASEMENT FLOOR PLAN
SCALE : 1/8" = 1'-0"

1
M2.9.00

GENERAL NOTES

1. DRAWINGS HAVE BEEN PREPARED BASED ON EXISTING RECORD DRAWINGS AND MAY NOT MATCH INSTALLED CONDITIONS. DIVISION 23 CONTRACTOR SHALL NOTIFY ARCHITECT OF ANY DISCREPANCIES AND EXISTING CONDITIONS THAT ARE NOT SHOWN ON DRAWINGS.

SCOPE OF WORK

- PRIOR TO START OF FIRE ALARM REPLACEMENT WORK, DIVISION 23 CONTRACTOR SHALL PERFORM A FIELD INVESTIGATION TO DETERMINE THE CONDITION OF EXISTING COMPONENTS WITH INTEGRATIONS TO THE EXISTING FIRE ALARM SYSTEM. CONTRACTOR SHALL:
 - VERIFY THAT ALL FIRE-SMOKE DAMPERS AND ACTUATORS LISTED ON THE SMOKE CONTROL MATRIX (SHEET M0.0.01) ARE IN OPERATION, CAN TRAVEL ALONG THEIR FULL CONTROL PATH, AND REPORT THEIR POSITION CORRECTLY AT BOTH THE BMS AND THE EXISTING FIRE ALARM SYSTEM.
 - VERIFY THAT ALL FIRE-SMOKE DAMPERS AND MIXING DAMPERS INTERNAL TO THE AIR HANDLING UNITS ARE IN OPERATION, CAN TRAVEL ALONG THEIR FULL CONTROL PATH, AND REPORT THEIR POSITION CORRECTLY AT BOTH THE BMS AND THE EXISTING FIRE ALARM SYSTEM PRIOR TO ITS REPLACEMENT.
 - VERIFY THAT ALL CONTROL DAMPERS USED BY THE EXISTING STAIRWELL PRESSURIZATION SYSTEM, AND THE INTERLOCK BETWEEN THE PRESSURIZATION FAN AND THE FIRE ALARM SYSTEM ARE OPERATIONAL.
- CONCURRENT WITH THE DEMOLITION OF THE EXISTING FIRE ALARM SYSTEM, DIVISION 23 CONTRACTOR SHALL DISCONNECT ALL COMPONENTS INTEGRATED WITH THE DEMOLISHED FIRE ALARM SYSTEM AND COORDINATE REPLACEMENT OF ANY COMPONENTS IDENTIFIED AS FAULTY DURING THE PRE-DEMOLITION WORK ABOVE.
- FOLLOWING THE COMPLETION OF THE REPLACEMENT FIRE ALARM SYSTEM WORK, DIVISION 23 CONTRACTOR SHALL COORDINATE RECONNECTION OF ALL COMPONENTS, BOTH EXISTING AND REPLACEMENT, TO THE NEW FIRE ALARM SYSTEM. CONTRACTOR SHALL:
 - VERIFY THAT ALL CONTROLLED DEVICES MONITORED BY THE EXISTING SMOKE CONTROL PANEL ARE RECONNECTED TO THE REPLACEMENT FIRE ALARM SYSTEM.
 - RECONNECT THE EXISTING BMS SYSTEM TO THE REPLACEMENT FIRE ALARM SYSTEM AND VERIFY THAT THE BMS ACCEPTS AND RESPONDS CORRECTLY TO ALL CONTROL MODES SIGNALLED BY THE FIRE ALARM SYSTEM.
 - VERIFY THAT ALL SEQUENCES LISTED ON THE FIRE CONTROL SEQUENCE (SHEET M0.0.01), THE STAIRWELL PRESSURIZATION SEQUENCE (SHEET M0.0.02), AND THE FIRE ALARM CONTROL DRAWINGS (SEE DIV 26 SHEETS) ARE IMPLEMENTED AND FUNCTIONALLY TESTED.

KEY NOTES:

- EXISTING AIR HANDLER EQUIPMENT. REFER TO GENERAL NOTES ABOVE.
- EXISTING FIRE-SMOKE DAMPERS. REFER TO GENERAL NOTES ABOVE.
- EXISTING STAIRWELL PRESSURIZATION SYSTEM CONTROL DAMPERS. REFER TO GENERAL NOTES ABOVE.



Dewberry Architects Inc.
301 N Lake Ave Suite 320
Pasadena, CA 91101-5112
916.239.7244 Phone
916.239.7245 Fax

AGENCY APPROVAL

OFFICE OF THE STATE FIRE MARSHAL
APPROVED FIRE AND PANIC ONLY

07/01/24
23-65555
SINCE 1985

Approval of this plan does not authorize or approve any omission or deviation from applicable regulations. Final approval is subject to field inspection. One set of approved plans shall be available on the project site at all times.

IDENTIFICATION STAMP
DIV. OF THE STATE ARCHITECT

APP: 02-122924 INC.
REVIEWED FOR
SS FLS ACS

DATE: 10/21/2024

DEPARTMENT OF GENERAL SERVICES - FACILITIES MANAGEMENT DIVISION
 OFFICE BUILDING 8 & 9 (039 & 045) - FIRE LIFE SAFE UPGRADE
 744 P STREET,
 SACRAMENTO, CA 95814
 CONSTRUCTION DOCUMENTS

SEAL

DATE SIGNED: 10.8.24

SCALE AS INDICATED

REVISIONS

NO.	DESCRIPTION	DATE

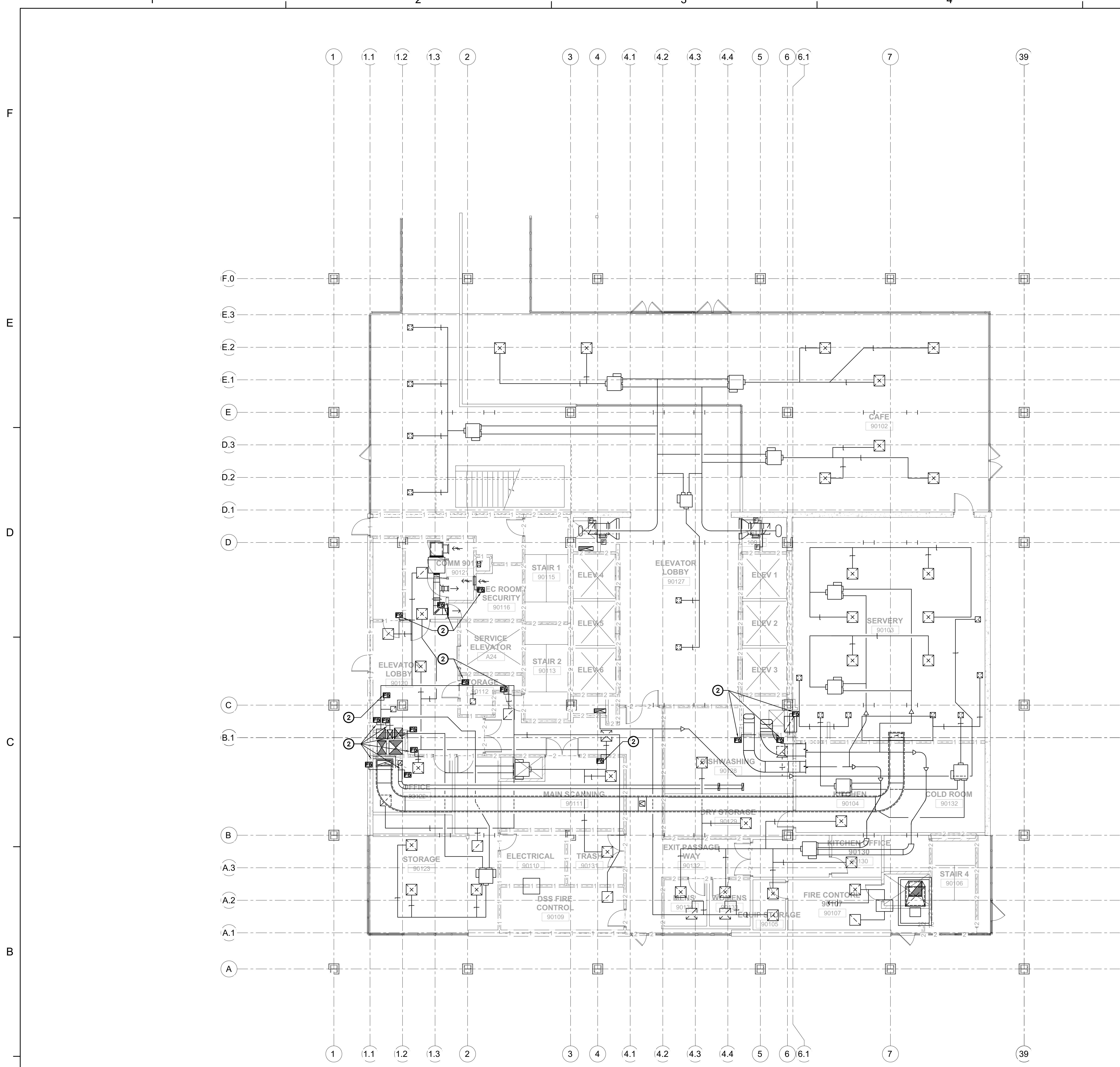
DRAWN BY _____
 APPROVED BY _____
 CHECKED BY _____
 DATE _____

TITLE
**BUILDING 9
 HVAC BASEMENT
 FLOOR PLAN**

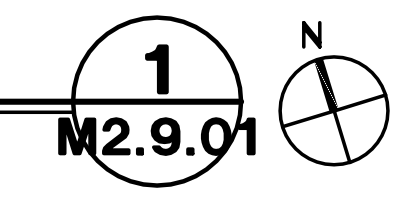
PROJECT NO.
M2.9.00
 SHEET NO.
 ISSUE DATE: OCTOBER 25, 2024



QC	
INI	%



BUILDING 9 - HVAC 1ST FLOOR PLAN
SCALE : 1/8" = 1'-0"



GENERAL NOTES

1. DRAWINGS HAVE BEEN PREPARED BASED ON EXISTING RECORD DRAWINGS AND MAY NOT MATCH INSTALLED CONDITIONS. DIVISION 23 CONTRACTOR SHALL NOTIFY ARCHITECT OF ANY DISCREPANCIES AND EXISTING CONDITIONS THAT ARE NOT SHOWN ON DRAWINGS.

SCOPE OF WORK

- PRIOR TO START OF FIRE ALARM REPLACEMENT WORK, DIVISION 23 CONTRACTOR SHALL PERFORM A FIELD INVESTIGATION TO DETERMINE THE CONDITION OF EXISTING COMPONENTS WITH INTEGRATIONS TO THE EXISTING FIRE ALARM SYSTEM. CONTRACTOR SHALL:
 - VERIFY THAT ALL FIRE-SMOKE DAMPERS AND ACTUATORS LISTED ON THE SMOKE CONTROL MATRIX (SHEET M0.0.01) ARE IN OPERATION, CAN TRAVEL ALONG THEIR FULL CONTROL PATH, AND REPORT THEIR POSITION CORRECTLY AT BOTH THE BMS AND THE EXISTING FIRE ALARM SYSTEM.
 - VERIFY THAT ALL FIRE-SMOKE DAMPERS AND MIXING DAMPERS INTERNAL TO THE AIR HANDLING UNITS ARE IN OPERATION, CAN TRAVEL ALONG THEIR FULL CONTROL PATH, AND REPORT THEIR POSITION CORRECTLY AT BOTH THE BMS AND THE EXISTING FIRE ALARM SYSTEM PRIOR TO ITS REPLACEMENT.
 - VERIFY THAT ALL CONTROL DAMPERS USED BY THE EXISTING STAIRWELL PRESSURIZATION SYSTEM, AND THE INTERLOCK BETWEEN THE PRESSURIZATION FAN AND THE FIRE ALARM SYSTEM ARE OPERATIONAL.
- CONCURRENT WITH THE DEMOLITION OF THE EXISTING FIRE ALARM SYSTEM, DIVISION 23 CONTRACTOR SHALL DISCONNECT ALL COMPONENTS INTEGRATED WITH THE DEMOLISHED FIRE ALARM SYSTEM AND COORDINATE REPLACEMENT OF ANY COMPONENTS IDENTIFIED AS FAULTY DURING THE PRE-DEMOLITION WORK ABOVE.
- FOLLOWING THE COMPLETION OF THE REPLACEMENT FIRE ALARM SYSTEM WORK, DIVISION 23 CONTRACTOR SHALL COORDINATE RECONNECTION OF ALL COMPONENTS, BOTH EXISTING AND REPLACEMENT, TO THE NEW FIRE ALARM SYSTEM. CONTRACTOR SHALL:
 - VERIFY THAT ALL CONTROLLED DEVICES MONITORED BY THE EXISTING SMOKE CONTROL PANEL ARE RECONNECTED TO THE REPLACEMENT FIRE ALARM SYSTEM.
 - RECONNECT THE EXISTING BMS SYSTEM TO THE REPLACEMENT FIRE ALARM SYSTEM AND VERIFY THAT THE BMS ACCEPTS AND RESPONDS CORRECTLY TO ALL CONTROL MODES SIGNALLED BY THE FIRE ALARM SYSTEM.
 - VERIFY THAT ALL SEQUENCES LISTED ON THE FIRE CONTROL SEQUENCE (SHEET M0.0.01), THE STAIRWELL PRESSURIZATION SEQUENCE (SHEET M0.0.02), AND THE FIRE ALARM CONTROL DRAWINGS (SEE DIV 26 SHEETS) ARE IMPLEMENTED AND FUNCTIONALLY TESTED.

KEY NOTES:

- EXISTING AIR HANDLER EQUIPMENT. REFER TO GENERAL NOTES ABOVE.
- EXISTING FIRE-SMOKE DAMPERS. REFER TO GENERAL NOTES ABOVE.
- EXISTING STAIRWELL PRESSURIZATION SYSTEM CONTROL DAMPERS. REFER TO GENERAL NOTES ABOVE.



Dewberry Architects Inc.
301 N Lake Ave, Suite 320
Pasadena, CA 91101-5112
916.239.7244 Phone
916.239.7245 Fax

AGENCY APPROVAL

OFFICE OF THE STATE FIRE MARSHAL
APPROVED FIRE AND PANIC ONLY

07/01/24
23-6555
SINCE 1985

Approval of this plan does not authorize or approve any omission or deviation from applicable regulations. Final approval is subject to field inspection. One set of approved plans shall be available on the project site at all times.

IDENTIFICATION STAMP
DIV. OF THE STATE ARCHITECT

APP: 02-122924 INC.
REVIEWED FOR
SS FLS ACS

DATE: 10/21/2024

DEPARTMENT OF GENERAL SERVICES - FACILITIES MANAGEMENT DIVISION
OFFICE BUILDING 8 & 9 (039 & 045) - FIRE LIFE SAFE UPGRADE
744 P STREET,
SACRAMENTO, CA 95814
CONSTRUCTION DOCUMENTS

SEAL

DATE SIGNED: 10-8-24

SCALE AS INDICATED

REVISIONS

NO.	DESCRIPTION	DATE

DRAWN BY _____
APPROVED BY _____
CHECKED BY _____
DATE _____

TITLE
**BUILDING 9
HVAC 1ST
FLOOR PLAN**

PROJECT NO.

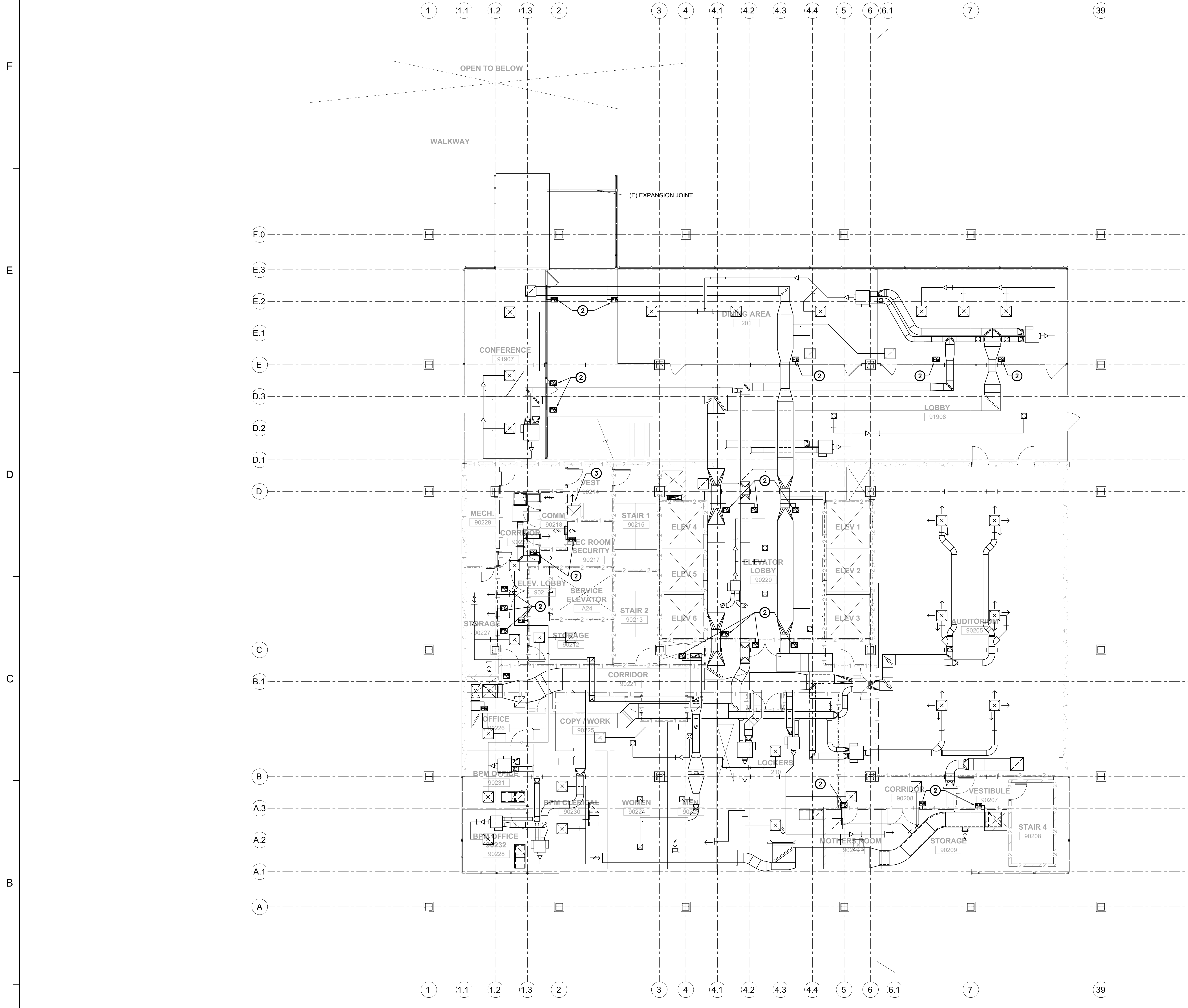
M2.9.01

SHEET NO. ISSUE DATE: OCTOBER 25, 2024

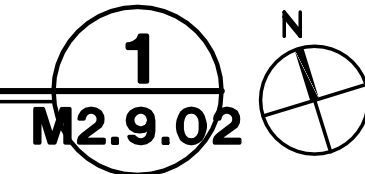


RANDY GORDON, CHAIRMAN
212201.00
PA - DESIGN TEAM PROJECT NO.

QC
INI
%



BUILDING 9 - HVAC 2ND FLOOR PLAN
 SCALE : 1/8" = 1'-0"



GENERAL NOTES

1. DRAWINGS HAVE BEEN PREPARED BASED ON EXISTING RECORD DRAWINGS AND MAY NOT MATCH INSTALLED CONDITIONS. DIVISION 23 CONTRACTOR SHALL NOTIFY ARCHITECT OF ANY DISCREPANCIES AND EXISTING CONDITIONS THAT ARE NOT SHOWN ON DRAWINGS.

SCOPE OF WORK

- PRIOR TO START OF FIRE ALARM REPLACEMENT WORK, DIVISION 23 CONTRACTOR SHALL PERFORM A FIELD INVESTIGATION TO DETERMINE THE CONDITION OF EXISTING COMPONENTS WITH INTEGRATIONS TO THE EXISTING FIRE ALARM SYSTEM. CONTRACTOR SHALL:
 - VERIFY THAT ALL FIRE-SMOKE DAMPERS AND ACTUATORS LISTED ON THE SMOKE CONTROL MATRIX (SHEET M0.0.01) ARE IN OPERATION, CAN TRAVEL ALONG THEIR FULL CONTROL PATH, AND REPORT THEIR POSITION CORRECTLY AT BOTH THE BMS AND THE EXISTING FIRE ALARM SYSTEM.
 - VERIFY THAT ALL FIRE-SMOKE DAMPERS AND MIXING DAMPERS INTERNAL TO THE AIR HANDLING UNITS ARE IN OPERATION, CAN TRAVEL ALONG THEIR FULL CONTROL PATH, AND REPORT THEIR POSITION CORRECTLY AT BOTH THE BMS AND THE EXISTING FIRE ALARM SYSTEM PRIOR TO ITS REPLACEMENT.
 - VERIFY THAT ALL CONTROL DAMPERS USED BY THE EXISTING STAIRWELL PRESSURIZATION SYSTEM, AND THE INTERLOCK BETWEEN THE PRESSURIZATION FAN AND THE FIRE ALARM SYSTEM ARE OPERATIONAL.
- CONCURRENT WITH THE DEMOLITION OF THE EXISTING FIRE ALARM SYSTEM, DIVISION 23 CONTRACTOR SHALL DISCONNECT ALL COMPONENTS INTEGRATED WITH THE DEMOLISHED FIRE ALARM SYSTEM AND COORDINATE REPLACEMENT OF ANY COMPONENTS IDENTIFIED AS FAULTY DURING THE PRE-DEMOLITION WORK ABOVE.
- FOLLOWING THE COMPLETION OF THE REPLACEMENT FIRE ALARM SYSTEM WORK, DIVISION 23 CONTRACTOR SHALL COORDINATE RECONNECTION OF ALL COMPONENTS, BOTH EXISTING AND REPLACEMENT, TO THE NEW FIRE ALARM SYSTEM. CONTRACTOR SHALL:
 - VERIFY THAT ALL CONTROLLED DEVICES MONITORED BY THE EXISTING SMOKE CONTROL PANEL ARE RECONNECTED TO THE REPLACEMENT FIRE ALARM SYSTEM.
 - RECONNECT THE EXISTING BMS SYSTEM TO THE REPLACEMENT FIRE ALARM SYSTEM AND VERIFY THAT THE BMS ACCEPTS AND RESPONDS CORRECTLY TO ALL CONTROL MODES SIGNALLED BY THE FIRE ALARM SYSTEM.
 - VERIFY THAT ALL SEQUENCES LISTED ON THE FIRE CONTROL SEQUENCE (SHEET M0.0.01), THE STAIRWELL PRESSURIZATION SEQUENCE (SHEET M0.0.02), AND THE FIRE ALARM CONTROL DRAWINGS (SEE DIV 26 SHEETS) ARE IMPLEMENTED AND FUNCTIONALLY TESTED.

KEY NOTES:

- EXISTING AIR HANDLER EQUIPMENT. REFER TO GENERAL NOTES ABOVE.
- EXISTING FIRE-SMOKE DAMPERS. REFER TO GENERAL NOTES ABOVE.
- EXISTING STAIRWELL PRESSURIZATION SYSTEM CONTROL DAMPERS. REFER TO GENERAL NOTES ABOVE.



Dewberry Architects Inc.
 301 N Lake Ave, Suite 320
 Pasadena, CA 91101-5112
 916.239.7244 Phone
 916.239.7245 Fax

AGENCY APPROVAL

OFFICE OF THE STATE FIRE MARSHAL
 APPROVED FIRE AND PANIC ONLY

07/01/24
 23-6555
 E
 SINCE 1985

Approval of this plan does not authorize or approve any omission or deviation from applicable regulations. Final approval is subject to field inspection. One set of approved plans shall be available on the project site at all times.

IDENTIFICATION STAMP
 DIV. OF THE STATE ARCHITECT

APP: 02-122924 INC.
 REVIEWED FOR
 SS FLS ACS

DATE: 10/21/2024

DEPARTMENT OF GENERAL SERVICES - FACILITIES MANAGEMENT DIVISION
 OFFICE BUILDING 8 & 9 (039 & 045) - FIRE LIFE SAFE
 UPGRADE
 744 P STREET,
 SACRAMENTO, CA 95814
 CONSTRUCTION DOCUMENTS

SEAL

DATE SIGNED: 10-24-24

SCALE AS INDICATED

REVISIONS

NO.	DESCRIPTION	DATE

DRAWN BY _____
 APPROVED BY _____
 CHECKED BY _____
 DATE _____

TITLE
**BUILDING 9
 HVAC 2ND
 FLOOR PLAN**

PROJECT NO. _____

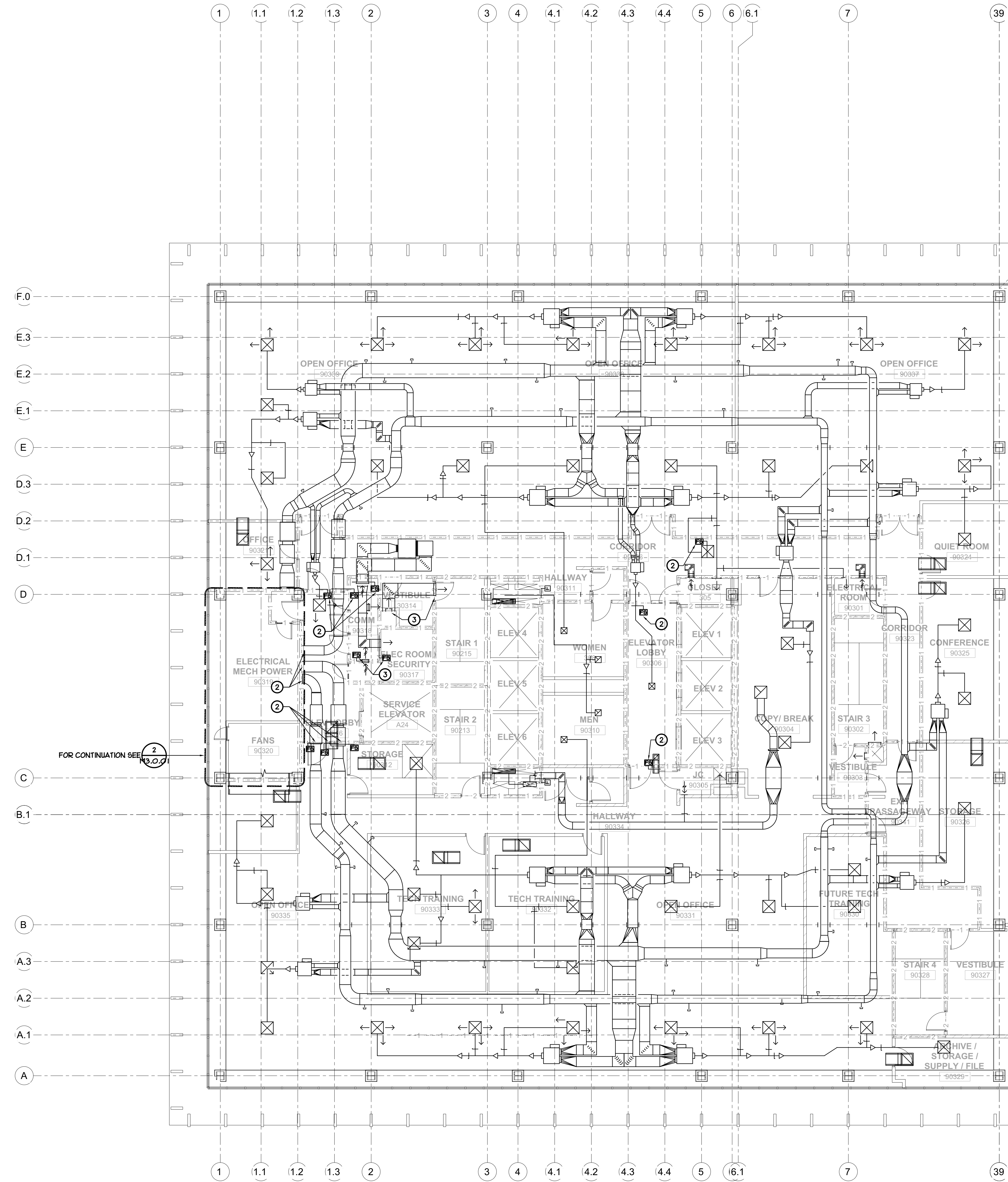
M2.9.02

SHEET NO.
 ISSUE DATE: OCTOBER 25, 2024



QC	
INI	%

F
E
D
C
B
A



BUILDING 9 - HVAC 3RD FLOOR PLAN
SCALE : 1/8" = 1'-0"

1
M2.9.03

GENERAL NOTES

1. DRAWINGS HAVE BEEN PREPARED BASED ON EXISTING RECORD DRAWINGS AND MAY NOT MATCH INSTALLED CONDITIONS. DIVISION 23 CONTRACTOR SHALL NOTIFY ARCHITECT OF ANY DISCREPANCIES AND EXISTING CONDITIONS THAT ARE NOT SHOWN ON DRAWINGS.

SCOPE OF WORK

- PRIOR TO START OF FIRE ALARM REPLACEMENT WORK, DIVISION 23 CONTRACTOR SHALL PERFORM A FIELD INVESTIGATION TO DETERMINE THE CONDITION OF EXISTING COMPONENTS WITH INTEGRATIONS TO THE EXISTING FIRE ALARM SYSTEM. CONTRACTOR SHALL:
 - VERIFY THAT ALL FIRE-SMOKE DAMPERS AND ACTUATORS LISTED ON THE SMOKE CONTROL MATRIX (SHEET M0.0.01) ARE IN OPERATION, CAN TRAVEL ALONG THEIR FULL CONTROL PATH, AND REPORT THEIR POSITION CORRECTLY AT BOTH THE BMS AND THE EXISTING FIRE ALARM SYSTEM.
 - VERIFY THAT ALL FIRE-SMOKE DAMPERS AND MIXING DAMPERS INTERNAL TO THE AIR HANDLING UNITS ARE IN OPERATION, CAN TRAVEL ALONG THEIR FULL CONTROL PATH, AND REPORT THEIR POSITION CORRECTLY AT BOTH THE BMS AND THE EXISTING FIRE ALARM SYSTEM PRIOR TO ITS REPLACEMENT.
 - VERIFY THAT ALL CONTROL DAMPERS USED BY THE EXISTING STAIRWELL PRESSURIZATION SYSTEM, AND THE INTERLOCK BETWEEN THE PRESSURIZATION FAN AND THE FIRE ALARM SYSTEM ARE OPERATIONAL.
- CONCURRENT WITH THE DEMOLITION OF THE EXISTING FIRE ALARM SYSTEM, DIVISION 23 CONTRACTOR SHALL DISCONNECT ALL COMPONENTS INTEGRATED WITH THE DEMOLISHED FIRE ALARM SYSTEM AND COORDINATE REPLACEMENT OF ANY COMPONENTS IDENTIFIED AS FAULTY DURING THE PRE-DEMOLITION WORK ABOVE.
- FOLLOWING THE COMPLETION OF THE REPLACEMENT FIRE ALARM SYSTEM WORK, DIVISION 23 CONTRACTOR SHALL COORDINATE RECONNECTION OF ALL COMPONENTS, BOTH EXISTING AND REPLACEMENT, TO THE NEW FIRE ALARM SYSTEM. CONTRACTOR SHALL:
 - VERIFY THAT ALL CONTROLLED DEVICES MONITORED BY THE EXISTING SMOKE CONTROL PANEL ARE RECONNECTED TO THE REPLACEMENT FIRE ALARM SYSTEM.
 - RECONNECT THE EXISTING BMS SYSTEM TO THE REPLACEMENT FIRE ALARM SYSTEM AND VERIFY THAT THE BMS ACCEPTS AND RESPONDS CORRECTLY TO ALL CONTROL MODES SIGNALLED BY THE FIRE ALARM SYSTEM.
 - VERIFY THAT ALL SEQUENCES LISTED ON THE FIRE CONTROL SEQUENCE (SHEET M0.0.01), THE STAIRWELL PRESSURIZATION SEQUENCE (SHEET M0.0.02), AND THE FIRE ALARM CONTROL DRAWINGS (SEE DIV 26 SHEETS) ARE IMPLEMENTED AND FUNCTIONALLY TESTED.

KEY NOTES:

- EXISTING AIR HANDLER EQUIPMENT. REFER TO GENERAL NOTES ABOVE.
- EXISTING FIRE-SMOKE DAMPERS. REFER TO GENERAL NOTES ABOVE.
- EXISTING STAIRWELL PRESSURIZATION SYSTEM CONTROL DAMPERS. REFER TO GENERAL NOTES ABOVE.



Dewberry Architects Inc.
301 N Lake Ave, Suite 320
Pasadena, CA 91101-5112
916.239.7244 Phone
916.239.7245 Fax



IDENTIFICATION STAMP
DIV. OF THE STATE ARCHITECT
APP: 02-122924 INC.
REVIEWED FOR
SS FLS ACS
DATE: 10/21/2024

DEPARTMENT OF GENERAL SERVICES - FACILITIES MANAGEMENT DIVISION
 OFFICE BUILDING 8 & 9 (039 & 045) - FIRE LIFE SAFE
 UPGRADE
 744 P STREET,
 SACRAMENTO, CA 95814
 CONSTRUCTION DOCUMENTS



SCALE AS INDICATED

REVISIONS

NO.	DESCRIPTION	DATE

DRAWN BY _____
 APPROVED BY _____
 CHECKED BY _____
 DATE _____

TITLE
**BUILDING 9
 HVAC 3RD
 FLOOR PLAN**

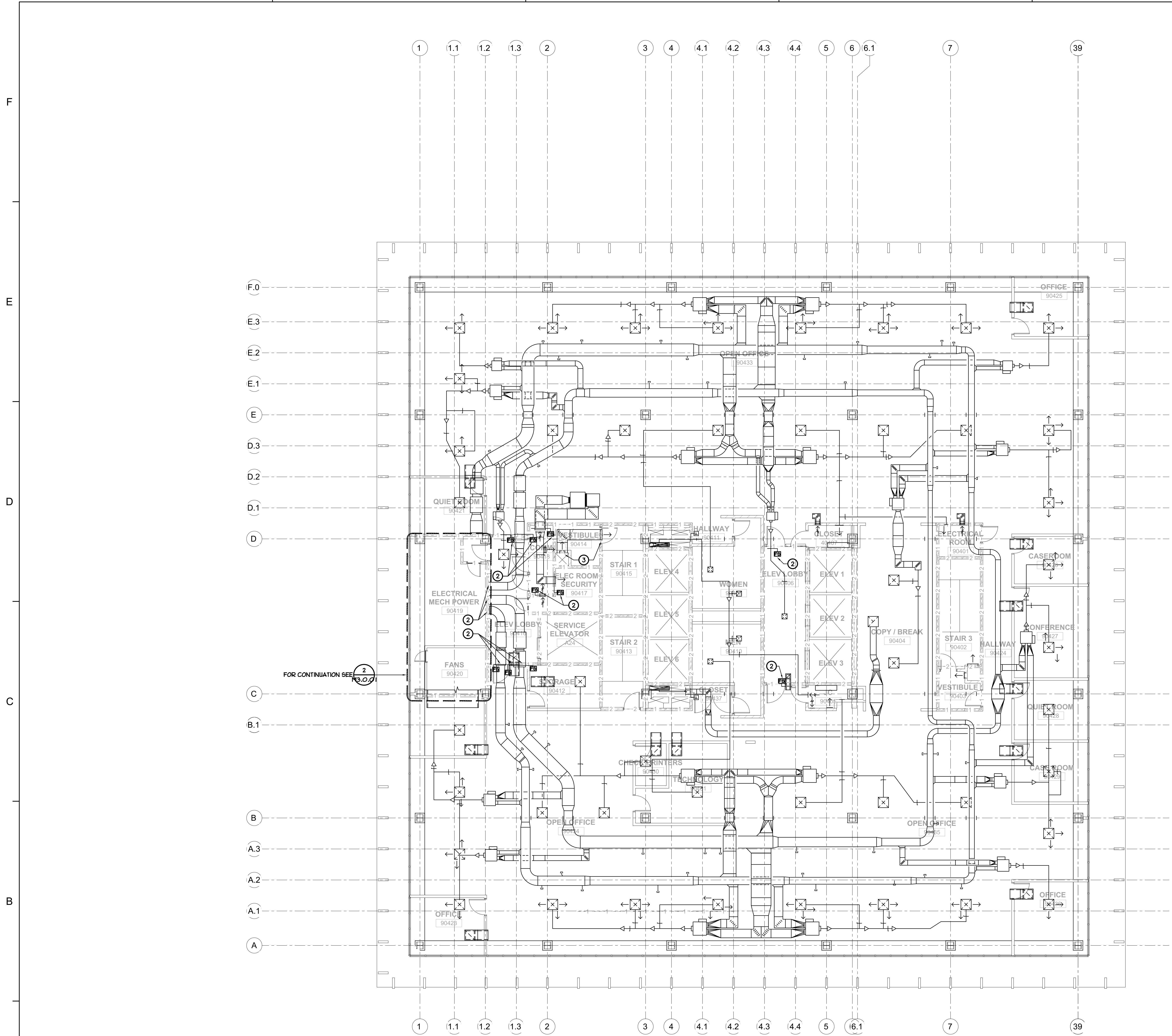
PROJECT NO. _____

M2.9.03

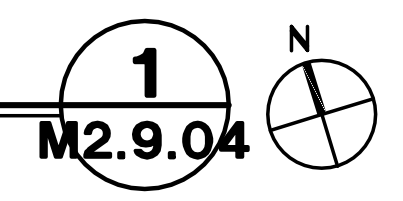
SHEET NO. _____
 ISSUE DATE: OCTOBER 23, 2024



QC
INI
%



BUILDING 9 - HVAC 4TH FLOOR PLAN
 SCALE : 1/8" = 1'-0"



GENERAL NOTES

1. DRAWINGS HAVE BEEN PREPARED BASED ON EXISTING RECORD DRAWINGS AND MAY NOT MATCH INSTALLED CONDITIONS. DIVISION 23 CONTRACTOR SHALL NOTIFY ARCHITECT OF ANY DISCREPANCIES AND EXISTING CONDITIONS THAT ARE NOT SHOWN ON DRAWINGS.

SCOPE OF WORK


- PRIOR TO START OF FIRE ALARM REPLACEMENT WORK, DIVISION 23 CONTRACTOR SHALL PERFORM A FIELD INVESTIGATION TO DETERMINE THE CONDITION OF EXISTING COMPONENTS WITH INTEGRATIONS TO THE EXISTING FIRE ALARM SYSTEM. CONTRACTOR SHALL:
 - VERIFY THAT ALL FIRE-SMOKE DAMPERS AND ACTUATORS LISTED ON THE SMOKE CONTROL MATRIX (SHEET M0.0.01) ARE IN OPERATION, CAN TRAVEL ALONG THEIR FULL CONTROL PATH, AND REPORT THEIR POSITION CORRECTLY AT BOTH THE BMS AND THE EXISTING FIRE ALARM SYSTEM.
 - VERIFY THAT ALL FIRE-SMOKE DAMPERS AND MIXING DAMPERS INTERNAL TO THE AIR HANDLING UNITS ARE IN OPERATION, CAN TRAVEL ALONG THEIR FULL CONTROL PATH, AND REPORT THEIR POSITION CORRECTLY AT BOTH THE BMS AND THE EXISTING FIRE ALARM SYSTEM PRIOR TO ITS REPLACEMENT.
 - VERIFY THAT ALL CONTROL DAMPERS USED BY THE EXISTING STAIRWELL PRESSURIZATION SYSTEM, AND THE INTERLOCK BETWEEN THE PRESSURIZATION FAN AND THE FIRE ALARM SYSTEM ARE OPERATIONAL.
- CONCURRENT WITH THE DEMOLITION OF THE EXISTING FIRE ALARM SYSTEM, DIVISION 23 CONTRACTOR SHALL DISCONNECT ALL COMPONENTS INTEGRATED WITH THE DEMOLISHED FIRE ALARM SYSTEM AND COORDINATE REPLACEMENT OF ANY COMPONENTS IDENTIFIED AS FAULTY DURING THE PRE-DEMOLITION WORK ABOVE.
- FOLLOWING THE COMPLETION OF THE REPLACEMENT FIRE ALARM SYSTEM WORK, DIVISION 23 CONTRACTOR SHALL COORDINATE RECONNECTION OF ALL COMPONENTS, BOTH EXISTING AND REPLACEMENT, TO THE NEW FIRE ALARM SYSTEM. CONTRACTOR SHALL:
 - VERIFY THAT ALL CONTROLLED DEVICES MONITORED BY THE EXISTING SMOKE CONTROL PANEL ARE RECONNECTED TO THE REPLACEMENT FIRE ALARM SYSTEM.
 - RECONNECT THE EXISTING BMS SYSTEM TO THE REPLACEMENT FIRE ALARM SYSTEM AND VERIFY THAT THE BMS ACCEPTS AND RESPONDS CORRECTLY TO ALL CONTROL MODES SIGNALLED BY THE FIRE ALARM SYSTEM.
 - VERIFY THAT ALL SEQUENCES LISTED ON THE FIRE CONTROL SEQUENCE (SHEET M0.0.01), THE STAIRWELL PRESSURIZATION SEQUENCE (SHEET M0.0.02), AND THE FIRE ALARM CONTROL DRAWINGS (SEE DIV 26 SHEETS) ARE IMPLEMENTED AND FUNCTIONALLY TESTED.

KEY NOTES:

- EXISTING AIR HANDLER EQUIPMENT. REFER TO GENERAL NOTES ABOVE.
- EXISTING FIRE-SMOKE DAMPERS. REFER TO GENERAL NOTES ABOVE.
- EXISTING STAIRWELL PRESSURIZATION SYSTEM CONTROL DAMPERS. REFER TO GENERAL NOTES ABOVE.



Dewberry Architects Inc.
 301 N Lake Ave, Suite 320
 Pasadena, CA 91101-5112
 916.239.7244 Phone
 916.239.7245 Fax



DEPARTMENT OF GENERAL SERVICES - FACILITIES MANAGEMENT DIVISION
OFFICE BUILDING 8 & 9 (039 & 045) - FIRE LIFE SAFE UPGRADE
 744 P STREET,
 SACRAMENTO, CA 95814
 CONSTRUCTION DOCUMENTS



DATE SIGNED: 10.24.24
 SCALE: AS INDICATED

REVISIONS

NO.	DESCRIPTION	DATE

DRAWN BY _____
 APPROVED BY _____
 CHECKED BY _____
 DATE _____

TITLE
**BUILDING 9
 HVAC 4TH
 FLOOR PLAN**

PROJECT NO.

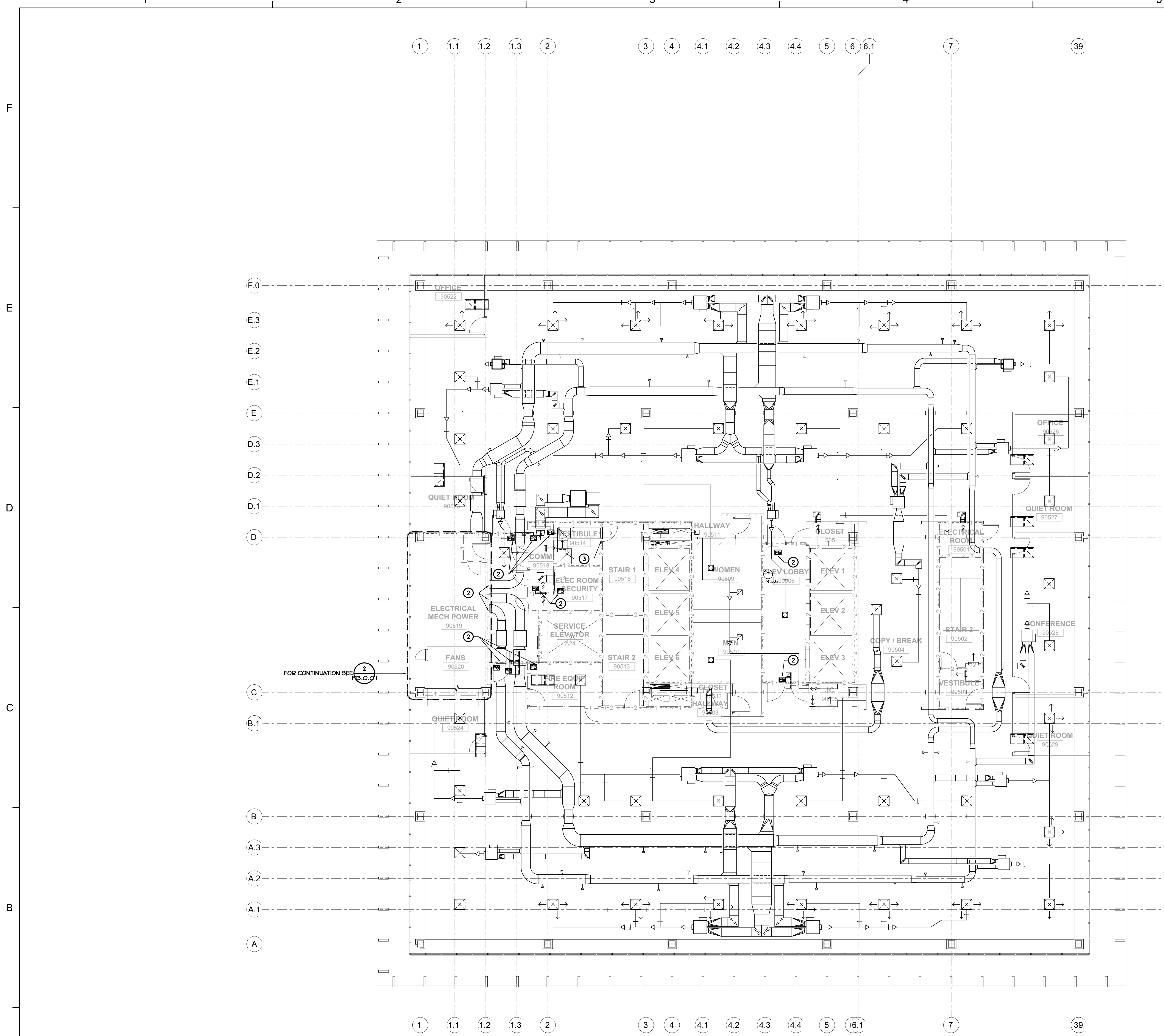
M2.9.04

SHEET NO. ISSUE DATE: OCTOBER 25, 2024

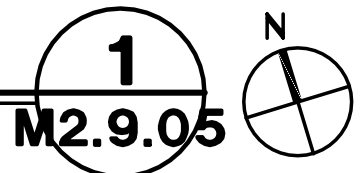


RAFAEL GONZALEZ, CAPS
 212201.00
 PM - DESIGN TEAM PROJECT NO.

QC	
INI	%



BUILDING 9 - HVAC 5TH FLOOR PLAN
SCALE : 1/8" = 1'-0"



GENERAL NOTES

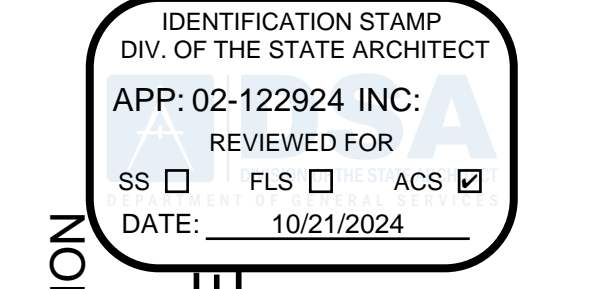
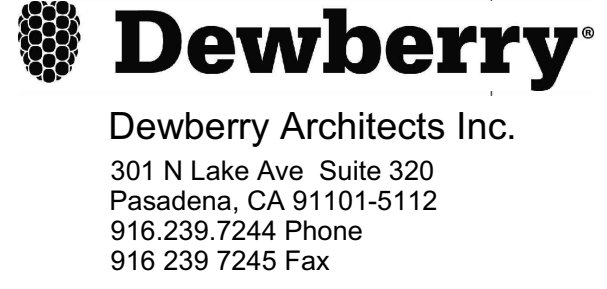
1. DRAWINGS HAVE BEEN PREPARED BASED ON EXISTING RECORD DRAWINGS AND MAY NOT MATCH INSTALLED CONDITIONS. DIVISION 23 CONTRACTOR SHALL NOTIFY ARCHITECT OF ANY DISCREPANCIES AND EXISTING CONDITIONS THAT ARE NOT SHOWN ON DRAWINGS.

SCOPE OF WORK

- PRIOR TO START OF FIRE ALARM REPLACEMENT WORK, DIVISION 23 CONTRACTOR SHALL PERFORM A FIELD INVESTIGATION TO DETERMINE THE CONDITION OF EXISTING COMPONENTS WITH INTEGRATIONS TO THE EXISTING FIRE ALARM SYSTEM. CONTRACTOR SHALL:
 - VERIFY THAT ALL FIRE-SMOKE DAMPERS AND ACTUATORS LISTED ON THE SMOKE CONTROL MATRIX (SHEET M0.0.01) ARE IN OPERATION, CAN TRAVEL ALONG THEIR FULL CONTROL PATH, AND REPORT THEIR POSITION CORRECTLY AT BOTH THE BMS AND THE EXISTING FIRE ALARM SYSTEM.
 - VERIFY THAT ALL FIRE-SMOKE DAMPERS AND MIXING DAMPERS INTERNAL TO THE AIR HANDLING UNITS ARE IN OPERATION, CAN TRAVEL ALONG THEIR FULL CONTROL PATH, AND REPORT THEIR POSITION CORRECTLY AT BOTH THE BMS AND THE EXISTING FIRE ALARM SYSTEM PRIOR TO ITS REPLACEMENT.
 - VERIFY THAT ALL CONTROL DAMPERS USED BY THE EXISTING STAIRWELL PRESSURIZATION SYSTEM, AND THE INTERLOCK BETWEEN THE PRESSURIZATION FAN AND THE FIRE ALARM SYSTEM ARE OPERATIONAL.
- CONCURRENT WITH THE DEMOLITION OF THE EXISTING FIRE ALARM SYSTEM, DIVISION 23 CONTRACTOR SHALL DISCONNECT ALL COMPONENTS INTEGRATED WITH THE DEMOLISHED FIRE ALARM SYSTEM AND COORDINATE REPLACEMENT OF ANY COMPONENTS IDENTIFIED AS FAULTY DURING THE PRE-DEMOLITION WORK ABOVE.
- FOLLOWING THE COMPLETION OF THE REPLACEMENT FIRE ALARM SYSTEM WORK, DIVISION 23 CONTRACTOR SHALL COORDINATE RECONNECTION OF ALL COMPONENTS, BOTH EXISTING AND REPLACEMENT, TO THE NEW FIRE ALARM SYSTEM. CONTRACTOR SHALL:
 - VERIFY THAT ALL CONTROLLED DEVICES MONITORED BY THE EXISTING SMOKE CONTROL PANEL ARE RECONNECTED TO THE REPLACEMENT FIRE ALARM SYSTEM.
 - RECONNECT THE EXISTING BMS SYSTEM TO THE REPLACEMENT FIRE ALARM SYSTEM AND VERIFY THAT THE BMS ACCEPTS AND RESPONDS CORRECTLY TO ALL CONTROL MODES SIGNALLED BY THE FIRE ALARM SYSTEM.
 - VERIFY THAT ALL SEQUENCES LISTED ON THE FIRE CONTROL SEQUENCE (SHEET M0.0.01), THE STAIRWELL PRESSURIZATION SEQUENCE (SHEET M0.0.02), AND THE FIRE ALARM CONTROL DRAWINGS (SEE DIV 26 SHEETS) ARE IMPLEMENTED AND FUNCTIONALLY TESTED.

KEY NOTES:

- EXISTING AIR HANDLER EQUIPMENT. REFER TO GENERAL NOTES ABOVE.
- EXISTING FIRE-SMOKE DAMPERS. REFER TO GENERAL NOTES ABOVE.
- EXISTING STAIRWELL PRESSURIZATION SYSTEM CONTROL DAMPERS. REFER TO GENERAL NOTES ABOVE.



DEPARTMENT OF GENERAL SERVICES - FACILITIES MANAGEMENT DIVISION
 OFFICE BUILDING 8 & 9 (039 & 045) - FIRE LIFE SAFE UPGRADE
 744 P STREET, SACRAMENTO, CA 95814
 CONSTRUCTION DOCUMENTS



DATE SIGNED: 10.9.24
SCALE: AS INDICATED

NO.	DESCRIPTION	DATE

DRAWN BY _____
 APPROVED BY _____
 CHECKED BY _____
 DATE _____

TITLE
**BUILDING 9
 HVAC 5TH
 FLOOR PLAN**

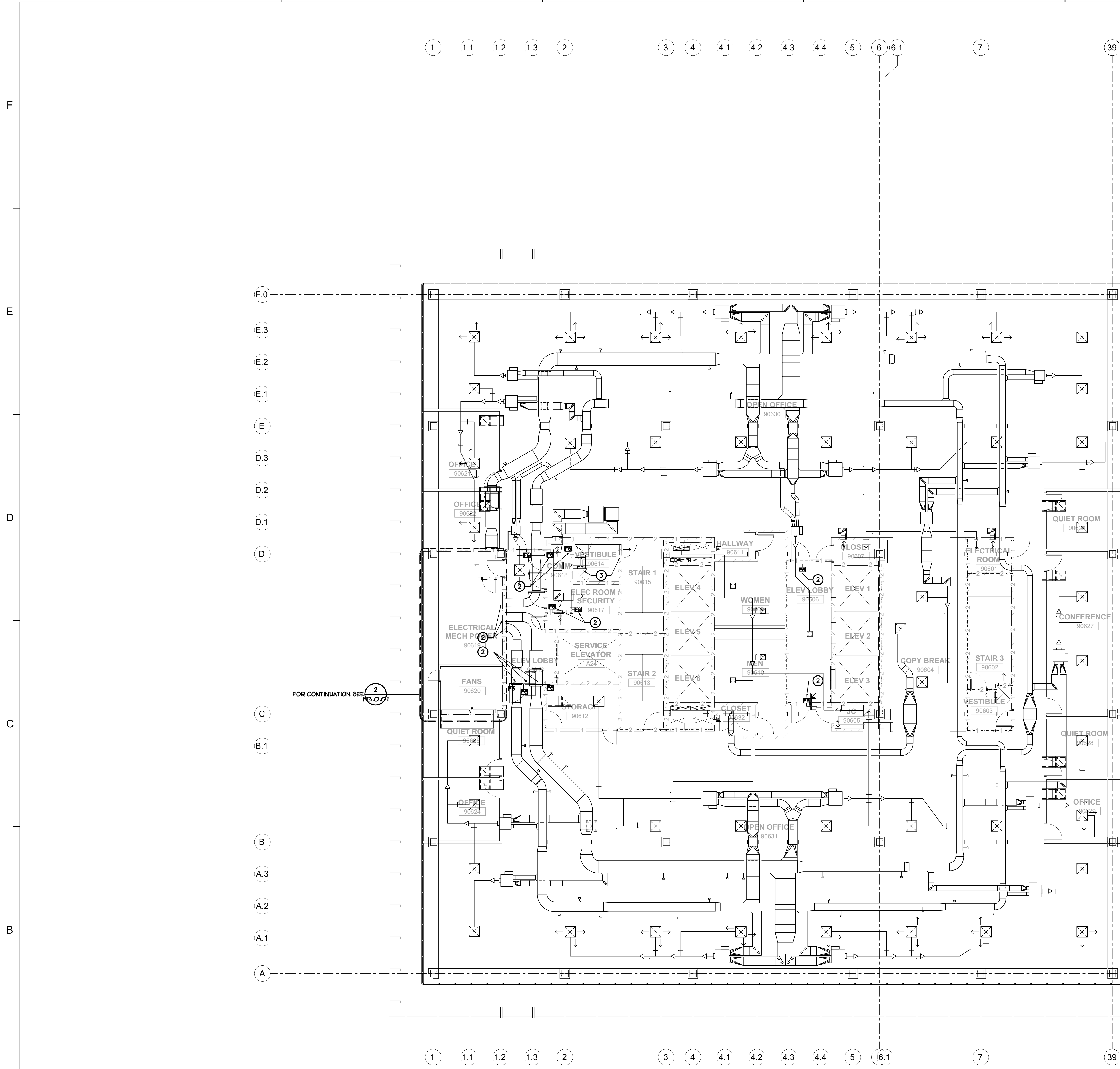
PROJECT NO.

M2.9.05

SHEET NO. ISSUE DATE: OCTOBER 25, 2024



OC	
INI	%



BUILDING 9 - HVAC 6TH FLOOR PLAN
SCALE : 1/8" = 1'-0"



GENERAL NOTES


1. DRAWINGS HAVE BEEN PREPARED BASED ON EXISTING RECORD DRAWINGS AND MAY NOT MATCH INSTALLED CONDITIONS. DIVISION 23 CONTRACTOR SHALL NOTIFY ARCHITECT OF ANY DISCREPANCIES AND EXISTING CONDITIONS THAT ARE NOT SHOWN ON DRAWINGS.

SCOPE OF WORK

- PRIOR TO START OF FIRE ALARM REPLACEMENT WORK, DIVISION 23 CONTRACTOR SHALL PERFORM A FIELD INVESTIGATION TO DETERMINE THE CONDITION OF EXISTING COMPONENTS WITH INTEGRATIONS TO THE EXISTING FIRE ALARM SYSTEM. CONTRACTOR SHALL:
 - VERIFY THAT ALL FIRE-SMOKE DAMPERS AND ACTUATORS LISTED ON THE SMOKE CONTROL MATRIX (SHEET M0.0.01) ARE IN OPERATION, CAN TRAVEL ALONG THEIR FULL CONTROL PATH, AND REPORT THEIR POSITION CORRECTLY AT BOTH THE BMS AND THE EXISTING FIRE ALARM SYSTEM.
 - VERIFY THAT ALL FIRE-SMOKE DAMPERS AND MIXING DAMPERS INTERNAL TO THE AIR HANDLING UNITS ARE IN OPERATION, CAN TRAVEL ALONG THEIR FULL CONTROL PATH, AND REPORT THEIR POSITION CORRECTLY AT BOTH THE BMS AND THE EXISTING FIRE ALARM SYSTEM PRIOR TO ITS REPLACEMENT.
 - VERIFY THAT ALL CONTROL DAMPERS USED BY THE EXISTING STAIRWELL PRESSURIZATION SYSTEM, AND THE INTERLOCK BETWEEN THE PRESSURIZATION FAN AND THE FIRE ALARM SYSTEM ARE OPERATIONAL.
- CONCURRENT WITH THE DEMOLITION OF THE EXISTING FIRE ALARM SYSTEM, DIVISION 23 CONTRACTOR SHALL DISCONNECT ALL COMPONENTS INTEGRATED WITH THE DEMOLISHED FIRE ALARM SYSTEM AND COORDINATE REPLACEMENT OF ANY COMPONENTS IDENTIFIED AS FAULTY DURING THE PRE-DEMOLITION WORK ABOVE.
- FOLLOWING THE COMPLETION OF THE REPLACEMENT FIRE ALARM SYSTEM WORK, DIVISION 23 CONTRACTOR SHALL COORDINATE RECONNECTION OF ALL COMPONENTS, BOTH EXISTING AND REPLACEMENT, TO THE NEW FIRE ALARM SYSTEM. CONTRACTOR SHALL:
 - VERIFY THAT ALL CONTROLLED DEVICES MONITORED BY THE EXISTING SMOKE CONTROL PANEL ARE RECONNECTED TO THE REPLACEMENT FIRE ALARM SYSTEM.
 - RECONNECT THE EXISTING BMS SYSTEM TO THE REPLACEMENT FIRE ALARM SYSTEM AND VERIFY THAT THE BMS ACCEPTS AND RESPONDS CORRECTLY TO ALL CONTROL MODES SIGNALLED BY THE FIRE ALARM SYSTEM.
 - VERIFY THAT ALL SEQUENCES LISTED ON THE FIRE CONTROL SEQUENCE (SHEET M0.0.01), THE STAIRWELL PRESSURIZATION SEQUENCE (SHEET M0.0.02), AND THE FIRE ALARM CONTROL DRAWINGS (SEE DIV 26 SHEETS) ARE IMPLEMENTED AND FUNCTIONALLY TESTED.

KEY NOTES:

- EXISTING AIR HANDLER EQUIPMENT. REFER TO GENERAL NOTES ABOVE.
- EXISTING FIRE-SMOKE DAMPERS. REFER TO GENERAL NOTES ABOVE.
- EXISTING STAIRWELL PRESSURIZATION SYSTEM CONTROL DAMPERS. REFER TO GENERAL NOTES ABOVE.



DEPARTMENT OF GENERAL SERVICES - FACILITIES MANAGEMENT DIVISION
OFFICE BUILDING 8 & 9 (039 & 045) - FIRE LIFE SAFE UPGRADE
744 P STREET,
SACRAMENTO, CA 95614
CONSTRUCTION DOCUMENTS



SCALE AS INDICATED

REVISIONS

NO.	DESCRIPTION	DATE

DRAWN BY _____
APPROVED BY _____
CHECKED BY _____
DATE _____

TITLE
**BUILDING 9
HVAC 6TH
FLOOR PLAN**

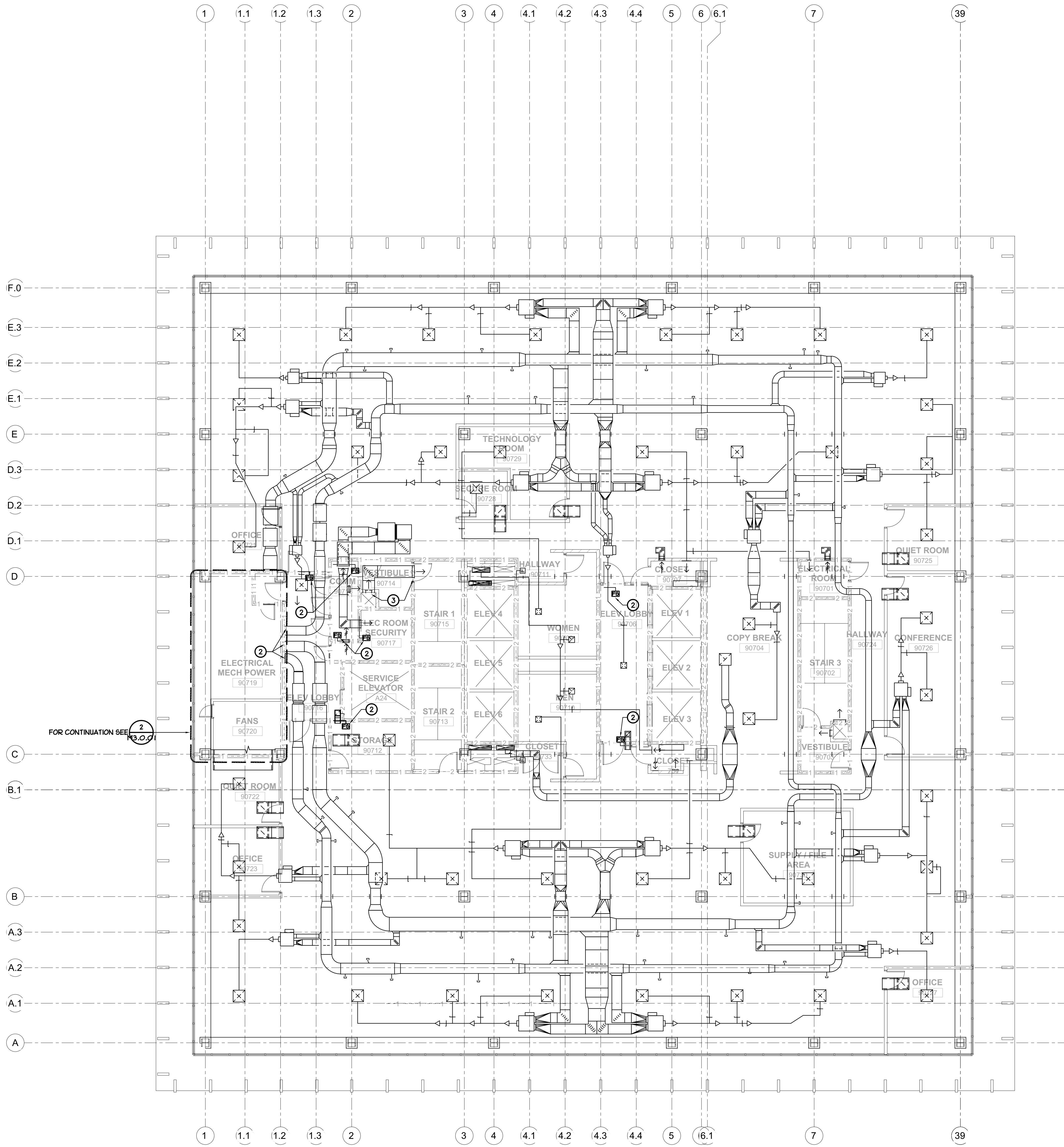
PROJECT NO.
M2.9.06



SHEET NO.
M2.9.06
ISSUE DATE: OCTOBER 25, 2024

QC
INI
%

F
E
D
C
B
A



BUILDING 9 - HVAC 7TH FLOOR PLAN
SCALE : 1/8" = 1'-0"

1
M2.9.07

GENERAL NOTES

1. DRAWINGS HAVE BEEN PREPARED BASED ON EXISTING RECORD DRAWINGS AND MAY NOT MATCH INSTALLED CONDITIONS. DIVISION 23 CONTRACTOR SHALL NOTIFY ARCHITECT OF ANY DISCREPANCIES AND EXISTING CONDITIONS THAT ARE NOT SHOWN ON DRAWINGS.

SCOPE OF WORK

- PRIOR TO START OF FIRE ALARM REPLACEMENT WORK, DIVISION 23 CONTRACTOR SHALL PERFORM A FIELD INVESTIGATION TO DETERMINE THE CONDITION OF EXISTING COMPONENTS WITH INTEGRATIONS TO THE EXISTING FIRE ALARM SYSTEM. CONTRACTOR SHALL:
 - VERIFY THAT ALL FIRE-SMOKE DAMPERS AND ACTUATORS LISTED ON THE SMOKE CONTROL MATRIX (SHEET M0.0.01) ARE IN OPERATION, CAN TRAVEL ALONG THEIR FULL CONTROL PATH, AND REPORT THEIR POSITION CORRECTLY AT BOTH THE BMS AND THE EXISTING FIRE ALARM SYSTEM.
 - VERIFY THAT ALL FIRE-SMOKE DAMPERS AND MIXING DAMPERS INTERNAL TO THE AIR HANDLING UNITS ARE IN OPERATION, CAN TRAVEL ALONG THEIR FULL CONTROL PATH, AND REPORT THEIR POSITION CORRECTLY AT BOTH THE BMS AND THE EXISTING FIRE ALARM SYSTEM PRIOR TO ITS REPLACEMENT.
 - VERIFY THAT ALL CONTROL DAMPERS USED BY THE EXISTING STAIRWELL PRESSURIZATION SYSTEM, AND THE INTERLOCK BETWEEN THE PRESSURIZATION FAN AND THE FIRE ALARM SYSTEM ARE OPERATIONAL.
- CONCURRENT WITH THE DEMOLITION OF THE EXISTING FIRE ALARM SYSTEM, DIVISION 23 CONTRACTOR SHALL DISCONNECT ALL COMPONENTS INTEGRATED WITH THE DEMOLISHED FIRE ALARM SYSTEM AND COORDINATE REPLACEMENT OF ANY COMPONENTS IDENTIFIED AS FAULTY DURING THE PRE-DEMOLITION WORK ABOVE.
- FOLLOWING THE COMPLETION OF THE REPLACEMENT FIRE ALARM SYSTEM WORK, DIVISION 23 CONTRACTOR SHALL COORDINATE RECONNECTION OF ALL COMPONENTS, BOTH EXISTING AND REPLACEMENT, TO THE NEW FIRE ALARM SYSTEM. CONTRACTOR SHALL:
 - VERIFY THAT ALL CONTROLLED DEVICES MONITORED BY THE EXISTING SMOKE CONTROL PANEL ARE RECONNECTED TO THE REPLACEMENT FIRE ALARM SYSTEM.
 - RECONNECT THE EXISTING BMS SYSTEM TO THE REPLACEMENT FIRE ALARM SYSTEM AND VERIFY THAT THE BMS ACCEPTS AND RESPONDS CORRECTLY TO ALL CONTROL MODES SIGNALLED BY THE FIRE ALARM SYSTEM.
 - VERIFY THAT ALL SEQUENCES LISTED ON THE FIRE CONTROL SEQUENCE (SHEET M0.0.01), THE STAIRWELL PRESSURIZATION SEQUENCE (SHEET M0.0.02), AND THE FIRE ALARM CONTROL DRAWINGS (SEE DIV 26 SHEETS) ARE IMPLEMENTED AND FUNCTIONALLY TESTED.

KEY NOTES:

- EXISTING AIR HANDLER EQUIPMENT. REFER TO GENERAL NOTES ABOVE.
- EXISTING FIRE-SMOKE DAMPERS. REFER TO GENERAL NOTES ABOVE.
- EXISTING STAIRWELL PRESSURIZATION SYSTEM CONTROL DAMPERS. REFER TO GENERAL NOTES ABOVE.

Dewberry
Dewberry Architects Inc.
301 N Lake Ave, Suite 320
Pasadena, CA 91101-5112
916.239.7244 Phone
916.239.7245 Fax

AGENCY APPROVAL

OFFICE OF THE STATE FIRE MARSHAL
APPROVED FIRE AND PANIC ONLY

07/01/24
23-65551
E
SINCE 1885

Approval of this plan does not authorize or approve any omission or deviation from applicable regulations. Final approval is subject to field inspection. One set of approved plans shall be available on the project site at all times.

IDENTIFICATION STAMP
DIV. OF THE STATE ARCHITECT

APP: 02-122924 INC.
REVIEWED FOR
SS FLS ACS

DATE: 10/21/2024

DEPARTMENT OF GENERAL SERVICES - FACILITIES MANAGEMENT DIVISION
OFFICE BUILDING 8 & 9 (039 & 045) - FIRE LIFE SAFE UPGRADE
744 P STREET,
SACRAMENTO, CA 95814
CONSTRUCTION DOCUMENTS

SEAL

REGISTERED PROFESSIONAL ENGINEER
MECHANICAL
STATE OF CALIFORNIA

M 29743
EXPIRES 06/30/29

DATE SIGNED: 10.8.24

SCALE AS INDICATED

REVISIONS

NO.	DESCRIPTION	DATE

DRAWN BY _____
APPROVED BY _____
CHECKED BY _____
DATE _____

TITLE
**BUILDING 9
HVAC 7TH
FLOOR PLAN**

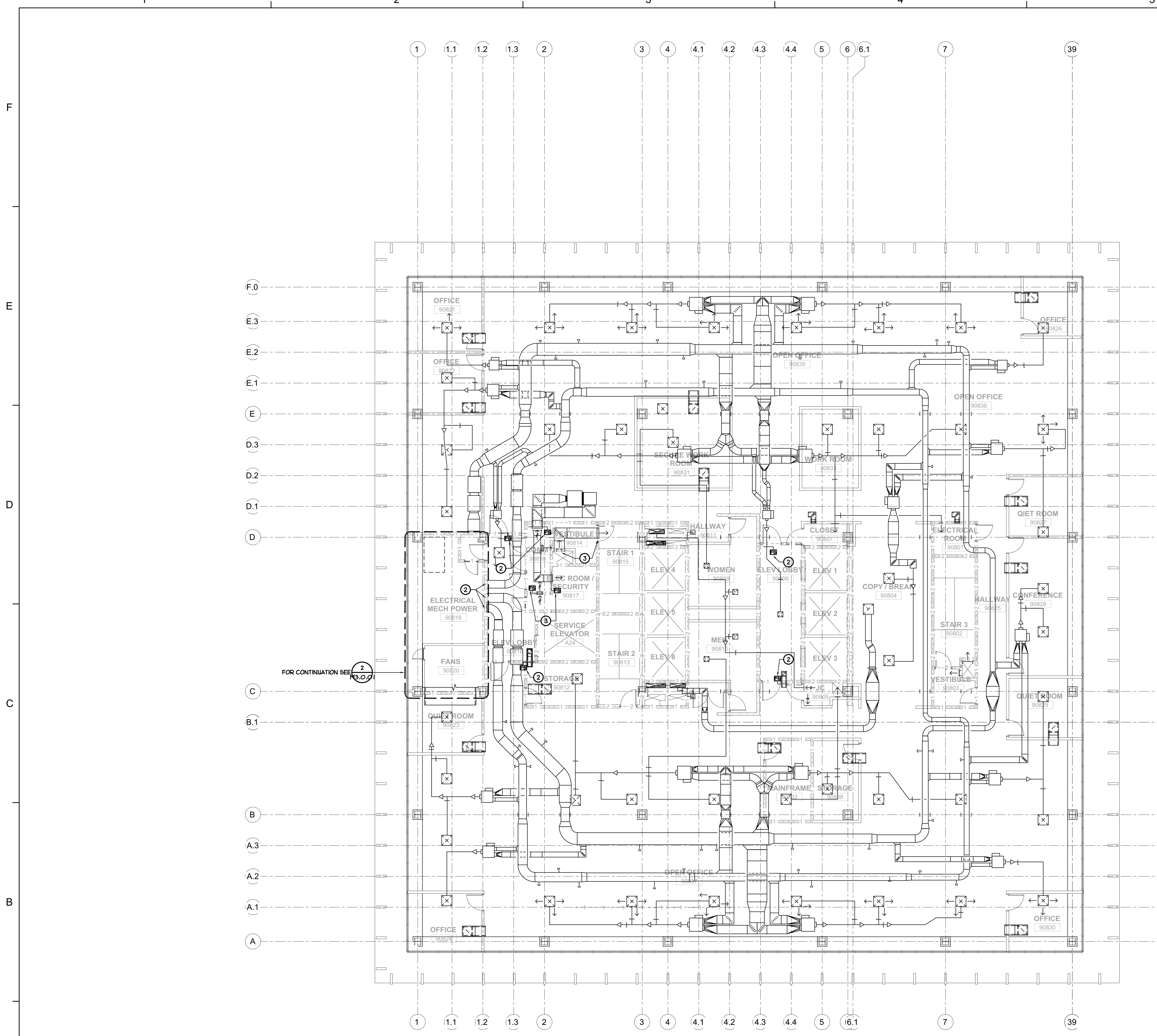
PROJECT NO.
M2.9.07

SHEET NO.
M2.9.07

ISSUE DATE: OCTOBER 25, 2024



QC	
INI	%



BUILDING 9 - HVAC 8TH FLOOR PLAN
 SCALE : 1/8" = 1'-0"

1
M2.9.08

GENERAL NOTES

1. DRAWINGS HAVE BEEN PREPARED BASED ON EXISTING RECORD DRAWINGS AND MAY NOT MATCH INSTALLED CONDITIONS. DIVISION 23 CONTRACTOR SHALL NOTIFY ARCHITECT OF ANY DISCREPANCIES AND EXISTING CONDITIONS THAT ARE NOT SHOWN ON DRAWINGS.

SCOPE OF WORK

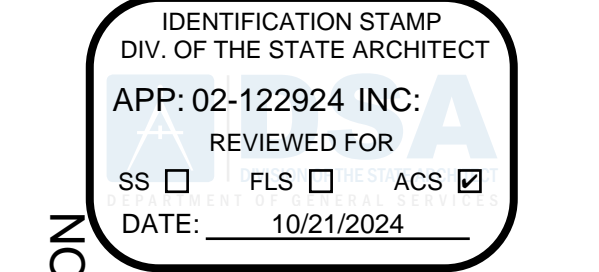
- PRIOR TO START OF FIRE ALARM REPLACEMENT WORK, DIVISION 23 CONTRACTOR SHALL PERFORM A FIELD INVESTIGATION TO DETERMINE THE CONDITION OF EXISTING COMPONENTS WITH INTEGRATIONS TO THE EXISTING FIRE ALARM SYSTEM. CONTRACTOR SHALL:
 - VERIFY THAT ALL FIRE-SMOKE DAMPERS AND ACTUATORS LISTED ON THE SMOKE CONTROL MATRIX (SHEET M0.0.01) ARE IN OPERATION, CAN TRAVEL ALONG THEIR FULL CONTROL PATH, AND REPORT THEIR POSITION CORRECTLY AT BOTH THE BMS AND THE EXISTING FIRE ALARM SYSTEM.
 - VERIFY THAT ALL FIRE-SMOKE DAMPERS AND MIXING DAMPERS INTERNAL TO THE AIR HANDLING UNITS ARE IN OPERATION, CAN TRAVEL ALONG THEIR FULL CONTROL PATH, AND REPORT THEIR POSITION CORRECTLY AT BOTH THE BMS AND THE EXISTING FIRE ALARM SYSTEM PRIOR TO ITS REPLACEMENT.
 - VERIFY THAT ALL CONTROL DAMPERS USED BY THE EXISTING STAIRWELL PRESSURIZATION SYSTEM, AND THE INTERLOCK BETWEEN THE PRESSURIZATION FAN AND THE FIRE ALARM SYSTEM ARE OPERATIONAL.
- CONCURRENT WITH THE DEMOLITION OF THE EXISTING FIRE ALARM SYSTEM, DIVISION 23 CONTRACTOR SHALL DISCONNECT ALL COMPONENTS INTEGRATED WITH THE DEMOLISHED FIRE ALARM SYSTEM AND COORDINATE REPLACEMENT OF ANY COMPONENTS IDENTIFIED AS FAULTY DURING THE PRE-DEMOLITION WORK ABOVE.
- FOLLOWING THE COMPLETION OF THE REPLACEMENT FIRE ALARM SYSTEM WORK, DIVISION 23 CONTRACTOR SHALL COORDINATE RECONNECTION OF ALL COMPONENTS, BOTH EXISTING AND REPLACEMENT, TO THE NEW FIRE ALARM SYSTEM. CONTRACTOR SHALL:
 - VERIFY THAT ALL CONTROLLED DEVICES MONITORED BY THE EXISTING SMOKE CONTROL PANEL ARE RECONNECTED TO THE REPLACEMENT FIRE ALARM SYSTEM.
 - RECONNECT THE EXISTING BMS SYSTEM TO THE REPLACEMENT FIRE ALARM SYSTEM AND VERIFY THAT THE BMS ACCEPTS AND RESPONDS CORRECTLY TO ALL CONTROL MODES SIGNALLED BY THE FIRE ALARM SYSTEM.
 - VERIFY THAT ALL SEQUENCES LISTED ON THE FIRE CONTROL SEQUENCE (SHEET M0.0.01), THE STAIRWELL PRESSURIZATION SEQUENCE (SHEET M0.0.02), AND THE FIRE ALARM CONTROL DRAWINGS (SEE DIV 26 SHEETS) ARE IMPLEMENTED AND FUNCTIONALLY TESTED.

KEY NOTES:

- EXISTING AIR HANDLER EQUIPMENT. REFER TO GENERAL NOTES ABOVE.
- EXISTING FIRE-SMOKE DAMPERS. REFER TO GENERAL NOTES ABOVE.
- EXISTING STAIRWELL PRESSURIZATION SYSTEM CONTROL DAMPERS. REFER TO GENERAL NOTES ABOVE.



Dewberry Architects Inc.
 301 N Lake Ave, Suite 320
 Pasadena, CA 91101-5112
 916.239.7244 Phone
 916.239.7245 Fax



DEPARTMENT OF GENERAL SERVICES - FACILITIES MANAGEMENT DIVISION
 OFFICE BUILDING 8 & 9 (039 & 045) - FIRE LIFE SAFE UPGRADE
 744 P STREET,
 SACRAMENTO, CA 95814
 CONSTRUCTION DOCUMENTS



SCALE AS INDICATED

NO.	DESCRIPTION	DATE

DRAWN BY _____
 APPROVED BY _____
 CHECKED BY _____
 DATE _____

TITLE
**BUILDING 9
 HVAC 8TH
 FLOOR PLAN**

PROJECT NO.

M2.9.08

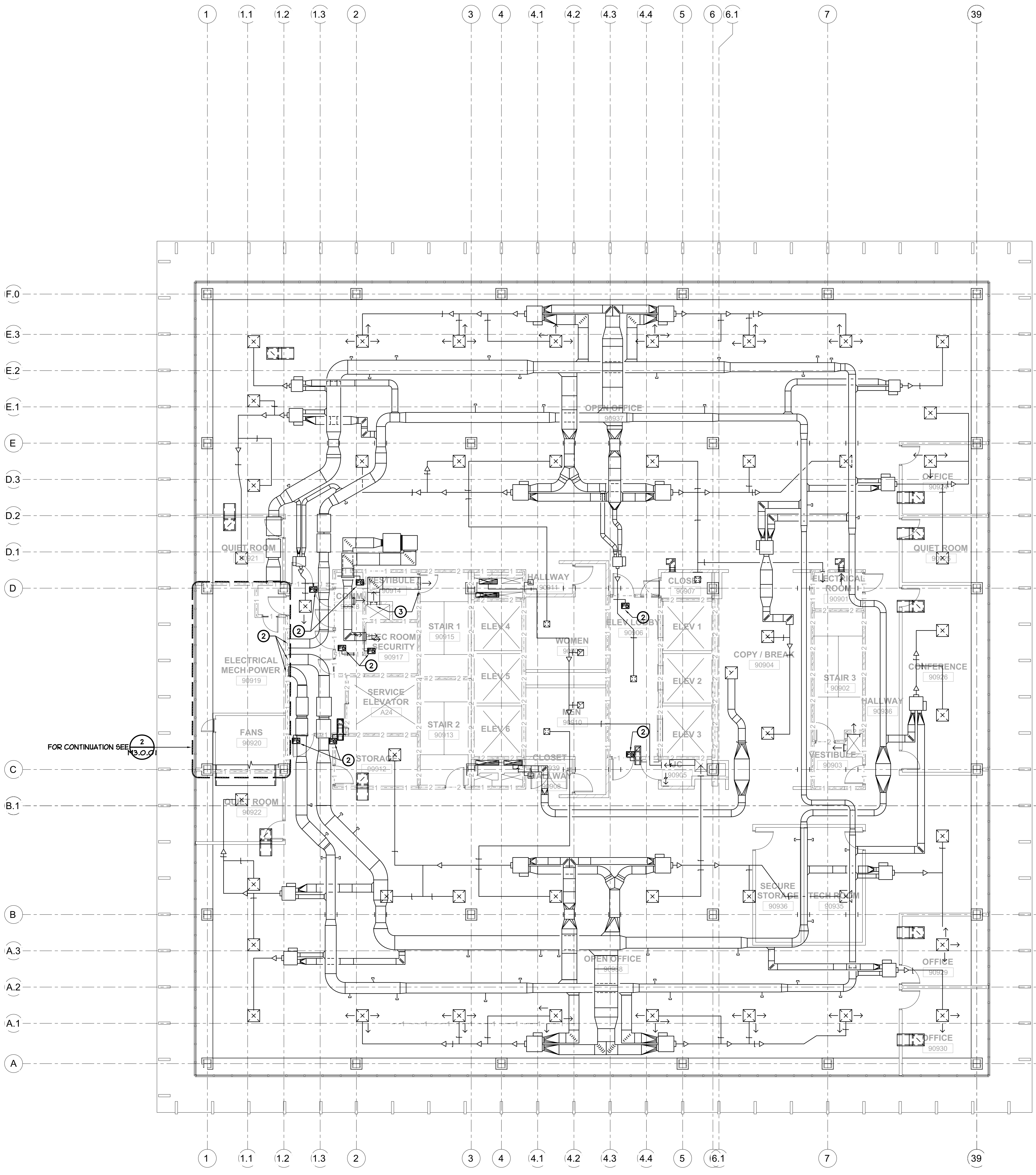
SHEET NO. ISSUE DATE: OCTOBER 25, 2024



RAJESH GONZALEZ, CHIEF ENGINEER
 211201.00
 PIA - DESIGN TEAM PROJECT NO.

QC	
INI	%

F
E
D
C
B
A



BUILDING 9 - HVAC 8TH FLOOR PLAN
SCALE : 1/8" = 1'-0"

1
M2.9.09

GENERAL NOTES

1. DRAWINGS HAVE BEEN PREPARED BASED ON EXISTING RECORD DRAWINGS AND MAY NOT MATCH INSTALLED CONDITIONS. DIVISION 23 CONTRACTOR SHALL NOTIFY ARCHITECT OF ANY DISCREPANCIES AND EXISTING CONDITIONS THAT ARE NOT SHOWN ON DRAWINGS.

SCOPE OF WORK

- PRIOR TO START OF FIRE ALARM REPLACEMENT WORK, DIVISION 23 CONTRACTOR SHALL PERFORM A FIELD INVESTIGATION TO DETERMINE THE CONDITION OF EXISTING COMPONENTS WITH INTEGRATIONS TO THE EXISTING FIRE ALARM SYSTEM. CONTRACTOR SHALL:
 - VERIFY THAT ALL FIRE-SMOKE DAMPERS AND ACTUATORS LISTED ON THE SMOKE CONTROL MATRIX (SHEET M0.0.01) ARE IN OPERATION, CAN TRAVEL ALONG THEIR FULL CONTROL PATH, AND REPORT THEIR POSITION CORRECTLY AT BOTH THE BMS AND THE EXISTING FIRE ALARM SYSTEM.
 - VERIFY THAT ALL FIRE-SMOKE DAMPERS AND MIXING DAMPERS INTERNAL TO THE AIR HANDLING UNITS ARE IN OPERATION, CAN TRAVEL ALONG THEIR FULL CONTROL PATH, AND REPORT THEIR POSITION CORRECTLY AT BOTH THE BMS AND THE EXISTING FIRE ALARM SYSTEM PRIOR TO ITS REPLACEMENT.
 - VERIFY THAT ALL CONTROL DAMPERS USED BY THE EXISTING STAIRWELL PRESSURIZATION SYSTEM, AND THE INTERLOCK BETWEEN THE PRESSURIZATION FAN AND THE FIRE ALARM SYSTEM ARE OPERATIONAL.
- CONCURRENT WITH THE DEMOLITION OF THE EXISTING FIRE ALARM SYSTEM, DIVISION 23 CONTRACTOR SHALL DISCONNECT ALL COMPONENTS INTEGRATED WITH THE DEMOLISHED FIRE ALARM SYSTEM AND COORDINATE REPLACEMENT OF ANY COMPONENTS IDENTIFIED AS FAULTY DURING THE PRE-DEMOLITION WORK ABOVE.
- FOLLOWING THE COMPLETION OF THE REPLACEMENT FIRE ALARM SYSTEM WORK, DIVISION 23 CONTRACTOR SHALL COORDINATE RECONNECTION OF ALL COMPONENTS, BOTH EXISTING AND REPLACEMENT, TO THE NEW FIRE ALARM SYSTEM. CONTRACTOR SHALL:
 - VERIFY THAT ALL CONTROLLED DEVICES MONITORED BY THE EXISTING SMOKE CONTROL PANEL ARE RECONNECTED TO THE REPLACEMENT FIRE ALARM SYSTEM.
 - RECONNECT THE EXISTING BMS SYSTEM TO THE REPLACEMENT FIRE ALARM SYSTEM AND VERIFY THAT THE BMS ACCEPTS AND RESPONDS CORRECTLY TO ALL CONTROL MODES SIGNALLED BY THE FIRE ALARM SYSTEM.
 - VERIFY THAT ALL SEQUENCES LISTED ON THE FIRE CONTROL SEQUENCE (SHEET M0.0.01), THE STAIRWELL PRESSURIZATION SEQUENCE (SHEET M0.0.02), AND THE FIRE ALARM CONTROL DRAWINGS (SEE DIV 26 SHEETS) ARE IMPLEMENTED AND FUNCTIONALLY TESTED.

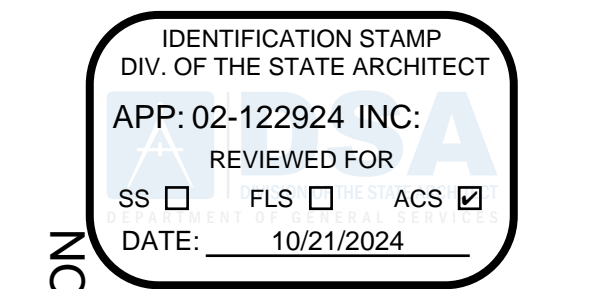
KEY NOTES:

- EXISTING AIR HANDLER EQUIPMENT. REFER TO GENERAL NOTES ABOVE.
- EXISTING FIRE-SMOKE DAMPERS. REFER TO GENERAL NOTES ABOVE.
- EXISTING STAIRWELL PRESSURIZATION SYSTEM CONTROL DAMPERS. REFER TO GENERAL NOTES ABOVE.



Dewberry Architects Inc.
301 N Lake Ave, Suite 320
Pasadena, CA 91101-5112
916.239.7244 Phone
916.239.7245 Fax

AGENCY APPROVAL



DEPARTMENT OF GENERAL SERVICES - FACILITIES MANAGEMENT DIVISION
OFFICE BUILDING 8 & 9 (039 & 045) - FIRE LIFE SAFE UPGRADE
744 P STREET,
SACRAMENTO, CA 95814
CONSTRUCTION DOCUMENTS

SEAL



DATE SIGNED: 10-8-24

SCALE AS INDICATED

REVISIONS

NO.	DESCRIPTION	DATE

DRAWN BY _____
APPROVED BY _____
CHECKED BY _____
DATE _____

TITLE
**BUILDING 9
HVAC 9TH
FLOOR PLAN**

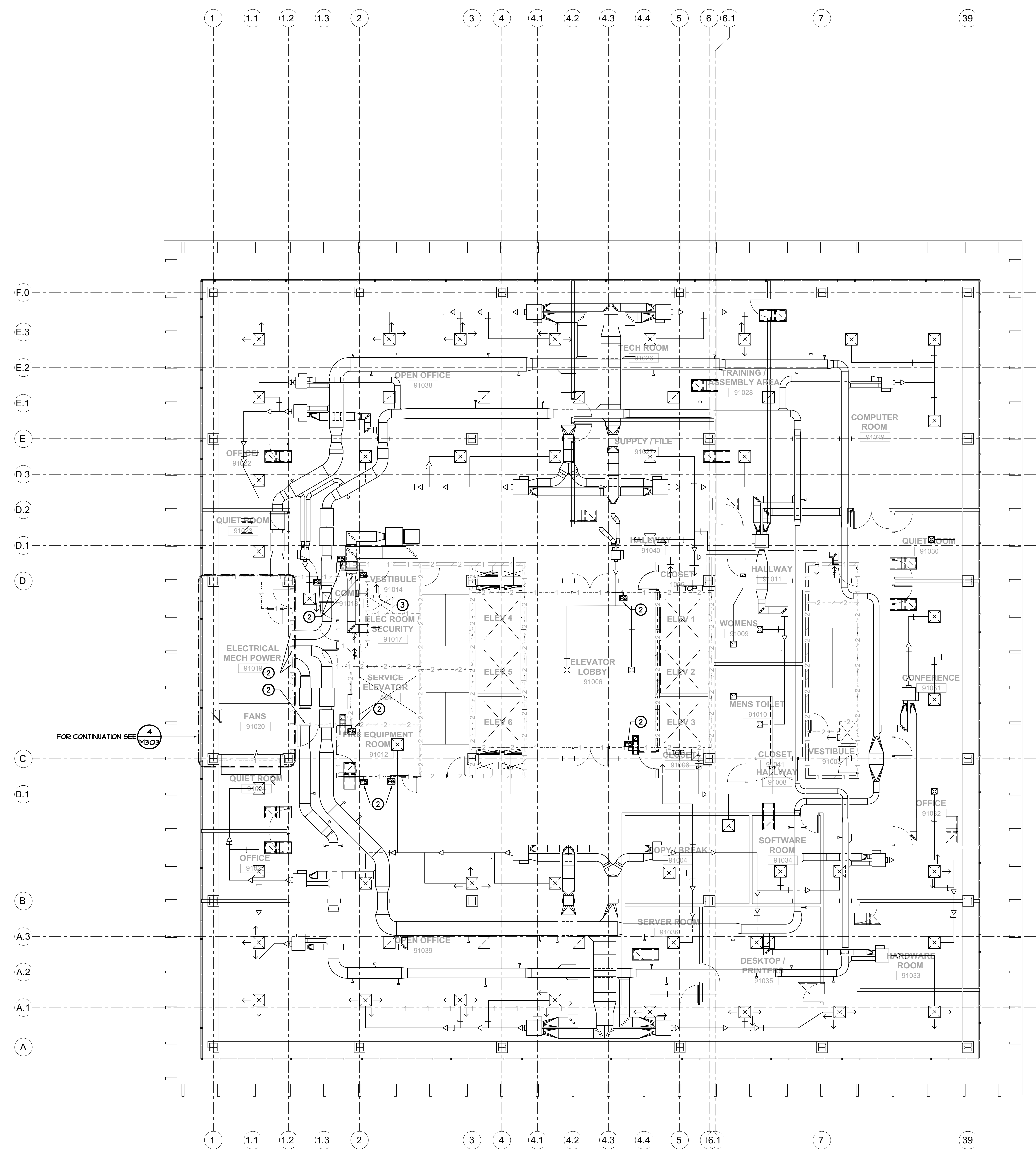
PROJECT NO. _____

M2.9.09

SHEET NO. _____
ISSUE DATE: OCTOBER 25, 2024



QC	
INI	%



BUILDING 9 - HVAC 10TH FLOOR PLAN
 SCALE : 1/8" = 1'-0"

1
 M2.9.10

GENERAL NOTES

1. DRAWINGS HAVE BEEN PREPARED BASED ON EXISTING RECORD DRAWINGS AND MAY NOT MATCH INSTALLED CONDITIONS. DIVISION 23 CONTRACTOR SHALL NOTIFY ARCHITECT OF ANY DISCREPANCIES AND EXISTING CONDITIONS THAT ARE NOT SHOWN ON DRAWINGS.

SCOPE OF WORK


- PRIOR TO START OF FIRE ALARM REPLACEMENT WORK, DIVISION 23 CONTRACTOR SHALL PERFORM A FIELD INVESTIGATION TO DETERMINE THE CONDITION OF EXISTING COMPONENTS WITH INTEGRATIONS TO THE EXISTING FIRE ALARM SYSTEM. CONTRACTOR SHALL:
 - VERIFY THAT ALL FIRE-SMOKE DAMPERS AND ACTUATORS LISTED ON THE SMOKE CONTROL MATRIX (SHEET M0.0.01) ARE IN OPERATION, CAN TRAVEL ALONG THEIR FULL CONTROL PATH, AND REPORT THEIR POSITION CORRECTLY AT BOTH THE BMS AND THE EXISTING FIRE ALARM SYSTEM.
 - VERIFY THAT ALL FIRE-SMOKE DAMPERS AND MIXING DAMPERS INTERNAL TO THE AIR HANDLING UNITS ARE IN OPERATION, CAN TRAVEL ALONG THEIR FULL CONTROL PATH, AND REPORT THEIR POSITION CORRECTLY AT BOTH THE BMS AND THE EXISTING FIRE ALARM SYSTEM PRIOR TO ITS REPLACEMENT.
 - VERIFY THAT ALL CONTROL DAMPERS USED BY THE EXISTING STAIRWELL PRESSURIZATION SYSTEM, AND THE INTERLOCK BETWEEN THE PRESSURIZATION FAN AND THE FIRE ALARM SYSTEM ARE OPERATIONAL.
- CONCURRENT WITH THE DEMOLITION OF THE EXISTING FIRE ALARM SYSTEM, DIVISION 23 CONTRACTOR SHALL DISCONNECT ALL COMPONENTS INTEGRATED WITH THE DEMOLISHED FIRE ALARM SYSTEM AND COORDINATE REPLACEMENT OF ANY COMPONENTS IDENTIFIED AS FAULTY DURING THE PRE-DEMOLITION WORK ABOVE.
- FOLLOWING THE COMPLETION OF THE REPLACEMENT FIRE ALARM SYSTEM WORK, DIVISION 23 CONTRACTOR SHALL COORDINATE RECONNECTION OF ALL COMPONENTS, BOTH EXISTING AND REPLACEMENT, TO THE NEW FIRE ALARM SYSTEM. CONTRACTOR SHALL:
 - VERIFY THAT ALL CONTROLLED DEVICES MONITORED BY THE EXISTING SMOKE CONTROL PANEL ARE RECONNECTED TO THE REPLACEMENT FIRE ALARM SYSTEM.
 - RECONNECT THE EXISTING BMS SYSTEM TO THE REPLACEMENT FIRE ALARM SYSTEM AND VERIFY THAT THE BMS ACCEPTS AND RESPONDS CORRECTLY TO ALL CONTROL MODES SIGNALLED BY THE FIRE ALARM SYSTEM.
 - VERIFY THAT ALL SEQUENCES LISTED ON THE FIRE CONTROL SEQUENCE (SHEET M0.0.01), THE STAIRWELL PRESSURIZATION SEQUENCE (SHEET M0.0.02), AND THE FIRE ALARM CONTROL DRAWINGS (SEE DIV 26 SHEETS) ARE IMPLEMENTED AND FUNCTIONALLY TESTED.

KEY NOTES:

- EXISTING AIR HANDLER EQUIPMENT. REFER TO GENERAL NOTES ABOVE.
- EXISTING FIRE-SMOKE DAMPERS. REFER TO GENERAL NOTES ABOVE.
- EXISTING STAIRWELL PRESSURIZATION SYSTEM CONTROL DAMPERS. REFER TO GENERAL NOTES ABOVE.



Dewberry Architects Inc.
 301 N Lake Ave, Suite 320
 Pasadena, CA 91101-5112
 916.239.7244 Phone
 916.239.7245 Fax



DEPARTMENT OF GENERAL SERVICES - FACILITIES MANAGEMENT DIVISION
 OFFICE BUILDING 8 & 9 (039 & 045) - FIRE LIFE SAFE UPGRADE
 744 P STREET,
 SACRAMENTO, CA 95814
 CONSTRUCTION DOCUMENTS



SCALE AS INDICATED

NO.	DESCRIPTION	DATE

DRAWN BY _____
 APPROVED BY _____
 CHECKED BY _____
 DATE _____

TITLE
**BUILDING 9
 HVAC 10TH
 FLOOR PLAN**

PROJECT NO.

M2.9.10

SHEET NO. ISSUE DATE: OCTOBER 25, 2024



capital engineering
 RAYMOND GONZALEZ, CHIEF ENGINEER
 M. 21201.00
 P.M. - DESIGN TEAM PROJECT NO.

GENERAL NOTES

1. DRAWINGS HAVE BEEN PREPARED BASED ON EXISTING RECORD DRAWINGS AND MAY NOT MATCH INSTALLED CONDITIONS. DIVISION 23 CONTRACTOR SHALL NOTIFY ARCHITECT OF ANY DISCREPANCIES AND EXISTING CONDITIONS THAT ARE NOT SHOWN ON DRAWINGS.

SCOPE OF WORK

1. PRIOR TO START OF FIRE ALARM REPLACEMENT WORK, DIVISION 23 CONTRACTOR SHALL PERFORM A FIELD INVESTIGATION TO DETERMINE THE CONDITION OF EXISTING COMPONENTS WITH INTEGRATIONS TO THE EXISTING FIRE ALARM SYSTEM. CONTRACTOR SHALL:
 • VERIFY THAT ALL FIRE-SMOKE DAMPERS AND ACTUATORS LISTED ON THE SMOKE CONTROL MATRIX (SHEET M0.0.01) ARE IN OPERATION, CAN TRAVEL ALONG THEIR FULL CONTROL PATH, AND REPORT THEIR POSITION CORRECTLY AT BOTH THE BMS AND THE EXISTING FIRE ALARM SYSTEM.
 • VERIFY THAT ALL FIRE-SMOKE DAMPERS AND MIXING DAMPERS INTERNAL TO THE AIR HANDLING UNITS ARE IN OPERATION, CAN TRAVEL ALONG THEIR FULL CONTROL PATH, AND REPORT THEIR POSITION CORRECTLY AT BOTH THE BMS AND THE EXISTING FIRE ALARM SYSTEM PRIOR TO ITS REPLACEMENT.
 • VERIFY THAT ALL CONTROL DAMPERS USED BY THE EXISTING STAIRWELL PRESSURIZATION SYSTEM, AND THE INTERLOCK BETWEEN THE PRESSURIZATION FAN AND THE FIRE ALARM SYSTEM ARE OPERATIONAL.

2. CONCURRENT WITH THE DEMOLITION OF THE EXISTING FIRE ALARM SYSTEM, DIVISION 23 CONTRACTOR SHALL DISCONNECT ALL COMPONENTS INTEGRATED WITH THE DEMOLISHED FIRE ALARM SYSTEM AND COORDINATE REPLACEMENT OF ANY COMPONENTS IDENTIFIED AS FAULTY DURING THE PRE-DEMOLITION WORK ABOVE.

3. FOLLOWING THE COMPLETION OF THE REPLACEMENT FIRE ALARM SYSTEM WORK, DIVISION 23 CONTRACTOR SHALL COORDINATE RECONNECTION OF ALL COMPONENTS, BOTH EXISTING AND REPLACEMENT, TO THE NEW FIRE ALARM SYSTEM. CONTRACTOR SHALL:
 • VERIFY THAT ALL CONTROLLED DEVICES MONITORED BY THE EXISTING SMOKE CONTROL PANEL ARE RECONNECTED TO THE REPLACEMENT FIRE ALARM SYSTEM.
 • RECONNECT THE EXISTING BMS SYSTEM TO THE REPLACEMENT FIRE ALARM SYSTEM AND VERIFY THAT THE BMS ACCEPTS AND RESPONDS CORRECTLY TO ALL CONTROL MODES SIGNALLED BY THE FIRE ALARM SYSTEM.
 • VERIFY THAT ALL SEQUENCES LISTED ON THE FIRE CONTROL SEQUENCE (SHEET M0.0.01), THE STAIRWELL PRESSURIZATION SEQUENCE (SHEET M0.0.02), AND THE FIRE ALARM CONTROL DRAWINGS (SEE DIV 26 SHEETS) ARE IMPLEMENTED AND FUNCTIONALLY TESTED.

KEY NOTES:

- ① EXISTING AIR HANDLER EQUIPMENT. REFER TO GENERAL NOTES ABOVE.
 ② EXISTING FIRE-SMOKE DAMPERS. REFER TO GENERAL NOTES ABOVE.
 ③ EXISTING STAIRWELL PRESSURIZATION SYSTEM CONTROL DAMPERS. REFER TO GENERAL NOTES ABOVE.

AGENCY APPROVAL

OFFICE OF THE STATE FIRE MARSHAL
 APPROVED FIRE AND PANIC ONLY

Approval of this plan does not authorize or approve any omission or deviation from applicable regulations. Final approval is subject to field inspection. One set of approved plans shall be available on the project site at all times.

IDENTIFICATION STAMP
 DIV. OF THE STATE ARCHITECT

APP: 02-122924 INC.
 REVIEWED FOR
 SS FLS ACS

DATE: 10/21/2024

DEPARTMENT OF GENERAL SERVICES - FACILITIES MANAGEMENT DIVISION

OFFICE BUILDING 8 & 9 (039 & 045) - FIRE LIFE SAFE UPGRADE

744 P STREET,
 SACRAMENTO, CA95614
 CONSTRUCTION DOCUMENTS

SEAL



DATE SIGNED: 10-8-24

SCALE

AS INDICATED

REVISIONS

NO.	DESCRIPTION	DATE

DRAWN BY _____

APPROVED BY _____

CHECKED BY _____

DATE _____

TITLE

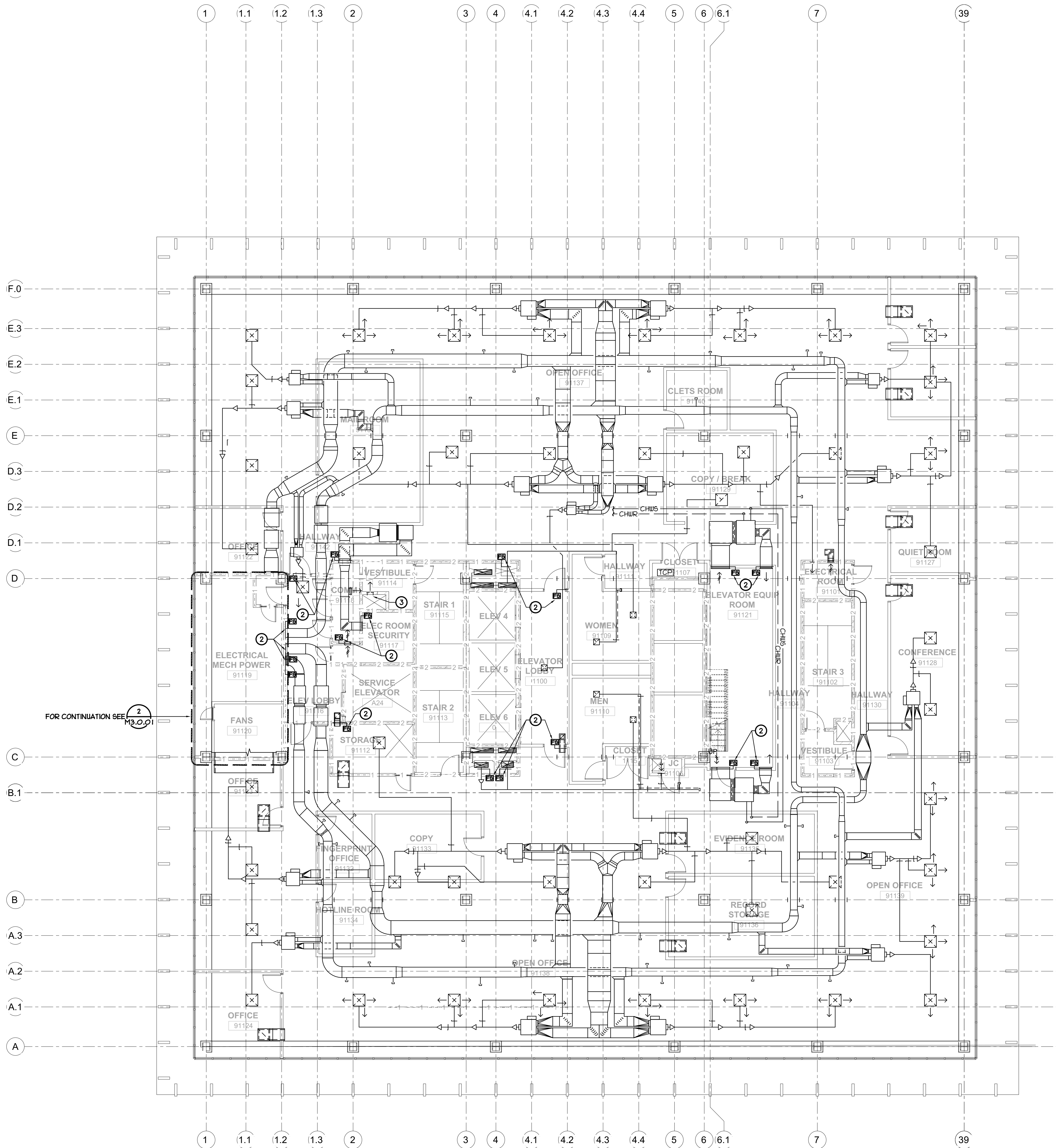
**BUILDING 9
 HVAC 11TH
 FLOOR PLAN**

PROJECT NO.

M2.9.11

SHEET NO.

ISSUE DATE: OCTOBER 25, 2024



BUILDING 9 - HVAC 11TH FLOOR PLAN

SCALE: 1/8" = 1'-0"



AGENCY APPROVAL

OFFICE OF THE STATE FIRE MARSHAL
APPROVED FIRE AND PANIC ONLY



Approval of this plan does not authorize or approve any omission or deviation from applicable regulations. Final approval is subject to field inspection. One set of approved plans shall be available on the project site at all times.

IDENTIFICATION STAMP
DIV. OF THE STATE ARCHITECT
APP: 02-122924 INC.
REVIEWED FOR
SS FLS ACS
DATE: 10/21/2024

DEPARTMENT OF GENERAL SERVICES - FACILITIES MANAGEMENT DIVISION
OFFICE BUILDING 8 & 9 (039 & 045) - FIRE LIFE SAFE UPGRADE
744 P STREET,
SACRAMENTO, CA 95814
CONSTRUCTION DOCUMENTS



SCALE AS INDICATED

REVISIONS

NO.	DESCRIPTION	DATE

DRAWN BY _____
APPROVED BY _____
CHECKED BY _____
DATE _____

TITLE
**BUILDING 9
HVAC 12TH
FLOOR PLAN**

PROJECT NO.

M2.9.12

SHEET NO. ISSUE DATE: OCTOBER 25, 2024

GENERAL NOTES

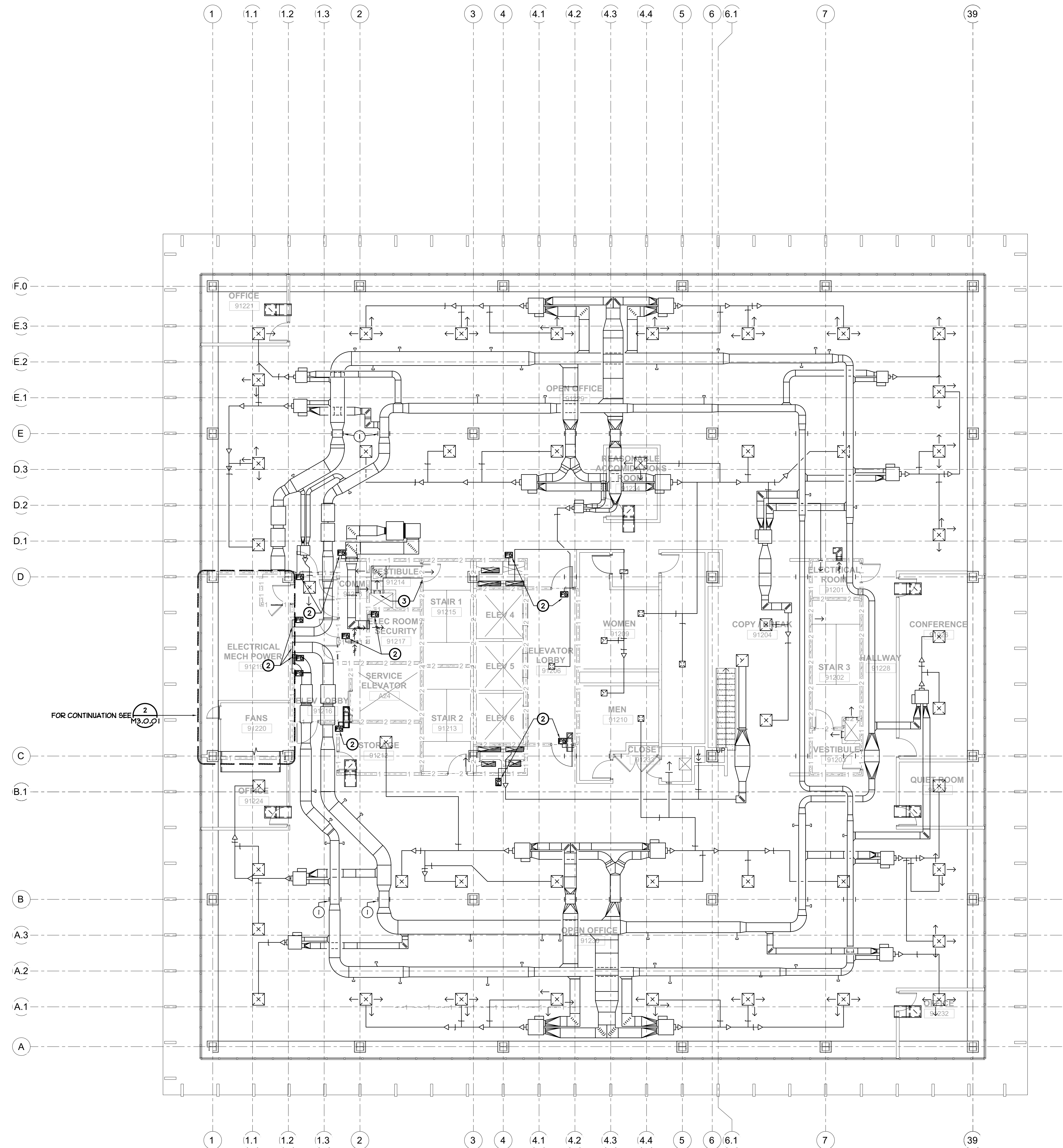
1. DRAWINGS HAVE BEEN PREPARED BASED ON EXISTING RECORD DRAWINGS AND MAY NOT MATCH INSTALLED CONDITIONS. DIVISION 23 CONTRACTOR SHALL NOTIFY ARCHITECT OF ANY DISCREPANCIES AND EXISTING CONDITIONS THAT ARE NOT SHOWN ON DRAWINGS.

SCOPE OF WORK

1. PRIOR TO START OF FIRE ALARM REPLACEMENT WORK, DIVISION 23 CONTRACTOR SHALL PERFORM A FIELD INVESTIGATION TO DETERMINE THE CONDITION OF EXISTING COMPONENTS WITH INTEGRATIONS TO THE EXISTING FIRE ALARM SYSTEM. CONTRACTOR SHALL:
- VERIFY THAT ALL FIRE-SMOKE DAMPERS AND ACTUATORS LISTED ON THE SMOKE CONTROL MATRIX (SHEET M0.0.01) ARE IN OPERATION, CAN TRAVEL ALONG THEIR FULL CONTROL PATH, AND REPORT THEIR POSITION CORRECTLY AT BOTH THE BMS AND THE EXISTING FIRE ALARM SYSTEM.
 - VERIFY THAT ALL FIRE-SMOKE DAMPERS AND MIXING DAMPERS INTERNAL TO THE AIR HANDLING UNITS ARE IN OPERATION, CAN TRAVEL ALONG THEIR FULL CONTROL PATH, AND REPORT THEIR POSITION CORRECTLY AT BOTH THE BMS AND THE EXISTING FIRE ALARM SYSTEM PRIOR TO ITS REPLACEMENT.
 - VERIFY THAT ALL CONTROL DAMPERS USED BY THE EXISTING STAIRWELL PRESSURIZATION SYSTEM, AND THE INTERLOCK BETWEEN THE PRESSURIZATION FAN AND THE FIRE ALARM SYSTEM ARE OPERATIONAL.
2. CONCURRENT WITH THE DEMOLITION OF THE EXISTING FIRE ALARM SYSTEM, DIVISION 23 CONTRACTOR SHALL DISCONNECT ALL COMPONENTS INTEGRATED WITH THE DEMOLISHED FIRE ALARM SYSTEM AND COORDINATE REPLACEMENT OF ANY COMPONENTS IDENTIFIED AS FAULTY DURING THE PRE-DEMOLITION WORK ABOVE.
3. FOLLOWING THE COMPLETION OF THE REPLACEMENT FIRE ALARM SYSTEM WORK, DIVISION 23 CONTRACTOR SHALL COORDINATE RECONNECTION OF ALL COMPONENTS, BOTH EXISTING AND REPLACEMENT, TO THE NEW FIRE ALARM SYSTEM. CONTRACTOR SHALL:
- VERIFY THAT ALL CONTROLLED DEVICES MONITORED BY THE EXISTING SMOKE CONTROL PANEL ARE RECONNECTED TO THE REPLACEMENT FIRE ALARM SYSTEM.
 - RECONNECT THE EXISTING BMS SYSTEM TO THE REPLACEMENT FIRE ALARM SYSTEM AND VERIFY THAT THE BMS ACCEPTS AND RESPONDS CORRECTLY TO ALL CONTROL MODES SIGNALLED BY THE FIRE ALARM SYSTEM.
 - VERIFY THAT ALL SEQUENCES LISTED ON THE FIRE CONTROL SEQUENCE (SHEET M0.0.01), THE STAIRWELL PRESSURIZATION SEQUENCE (SHEET M0.0.02), AND THE FIRE ALARM CONTROL DRAWINGS (SEE DIV 26 SHEETS) ARE IMPLEMENTED AND FUNCTIONALLY TESTED.

KEY NOTES:

- ① EXISTING AIR HANDLER EQUIPMENT. REFER TO GENERAL NOTES ABOVE.
- ② EXISTING FIRE-SMOKE DAMPERS. REFER TO GENERAL NOTES ABOVE.
- ③ EXISTING STAIRWELL PRESSURIZATION SYSTEM CONTROL DAMPERS. REFER TO GENERAL NOTES ABOVE.

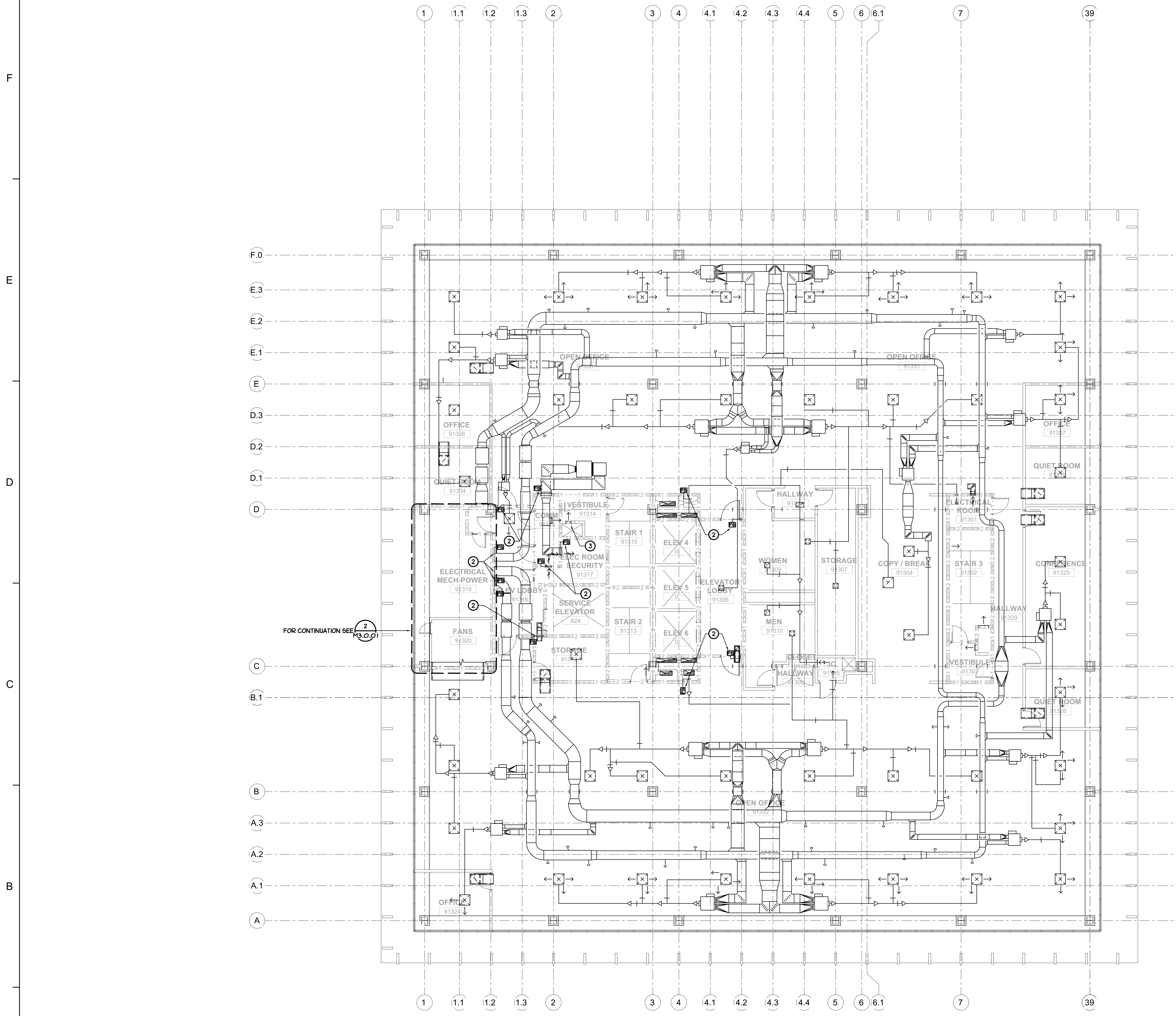


BUILDING 9 - HVAC 12TH FLOOR PLAN

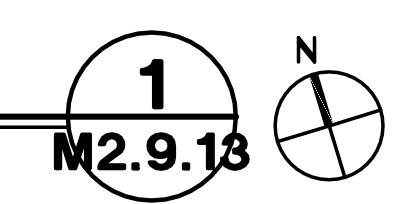
SCALE : 1/8" = 1'-0"



QC	
INI	%



BUILDING 9 - HVAC 13TH FLOOR PLAN
 SCALE : 1/8" = 1'-0"



GENERAL NOTES


1. DRAWINGS HAVE BEEN PREPARED BASED ON EXISTING RECORD DRAWINGS AND MAY NOT MATCH INSTALLED CONDITIONS. DIVISION 23 CONTRACTOR SHALL NOTIFY ARCHITECT OF ANY DISCREPANCIES AND EXISTING CONDITIONS THAT ARE NOT SHOWN ON DRAWINGS.

SCOPE OF WORK

- PRIOR TO START OF FIRE ALARM REPLACEMENT WORK, DIVISION 23 CONTRACTOR SHALL PERFORM A FIELD INVESTIGATION TO DETERMINE THE CONDITION OF EXISTING COMPONENTS WITH INTEGRATIONS TO THE EXISTING FIRE ALARM SYSTEM. CONTRACTOR SHALL:
 - VERIFY THAT ALL FIRE-SMOKE DAMPERS AND ACTUATORS LISTED ON THE SMOKE CONTROL MATRIX (SHEET M0.0.01) ARE IN OPERATION, CAN TRAVEL ALONG THEIR FULL CONTROL PATH, AND REPORT THEIR POSITION CORRECTLY AT BOTH THE BMS AND THE EXISTING FIRE ALARM SYSTEM.
 - VERIFY THAT ALL FIRE-SMOKE DAMPERS AND MIXING DAMPERS INTERNAL TO THE AIR HANDLING UNITS ARE IN OPERATION, CAN TRAVEL ALONG THEIR FULL CONTROL PATH, AND REPORT THEIR POSITION CORRECTLY AT BOTH THE BMS AND THE EXISTING FIRE ALARM SYSTEM PRIOR TO ITS REPLACEMENT.
 - VERIFY THAT ALL CONTROL DAMPERS USED BY THE EXISTING STAIRWELL PRESSURIZATION SYSTEM, AND THE INTERLOCK BETWEEN THE PRESSURIZATION FAN AND THE FIRE ALARM SYSTEM ARE OPERATIONAL.
- CONCURRENT WITH THE DEMOLITION OF THE EXISTING FIRE ALARM SYSTEM, DIVISION 23 CONTRACTOR SHALL DISCONNECT ALL COMPONENTS INTEGRATED WITH THE DEMOLISHED FIRE ALARM SYSTEM AND COORDINATE REPLACEMENT OF ANY COMPONENTS IDENTIFIED AS FAULTY DURING THE PRE-DEMOLITION WORK ABOVE.
- FOLLOWING THE COMPLETION OF THE REPLACEMENT FIRE ALARM SYSTEM WORK, DIVISION 23 CONTRACTOR SHALL COORDINATE RECONNECTION OF ALL COMPONENTS, BOTH EXISTING AND REPLACEMENT, TO THE NEW FIRE ALARM SYSTEM. CONTRACTOR SHALL:
 - VERIFY THAT ALL CONTROLLED DEVICES MONITORED BY THE EXISTING SMOKE CONTROL PANEL ARE RECONNECTED TO THE REPLACEMENT FIRE ALARM SYSTEM.
 - RECONNECT THE EXISTING BMS SYSTEM TO THE REPLACEMENT FIRE ALARM SYSTEM AND VERIFY THAT THE BMS ACCEPTS AND RESPONDS CORRECTLY TO ALL CONTROL MODES SIGNALLED BY THE FIRE ALARM SYSTEM.
 - VERIFY THAT ALL SEQUENCES LISTED ON THE FIRE CONTROL SEQUENCE (SHEET M0.0.01), THE STAIRWELL PRESSURIZATION SEQUENCE (SHEET M0.0.02), AND THE FIRE ALARM CONTROL DRAWINGS (SEE DIV 26 SHEETS) ARE IMPLEMENTED AND FUNCTIONALLY TESTED.

KEY NOTES:

- EXISTING AIR HANDLER EQUIPMENT. REFER TO GENERAL NOTES ABOVE.
- EXISTING FIRE-SMOKE DAMPERS. REFER TO GENERAL NOTES ABOVE.
- EXISTING STAIRWELL PRESSURIZATION SYSTEM CONTROL DAMPERS. REFER TO GENERAL NOTES ABOVE.



DEPARTMENT OF GENERAL SERVICES - FACILITIES MANAGEMENT DIVISION
 OFFICE BUILDING 8 & 9 (039 & 045) - FIRE LIFE SAFE UPGRADE
 744 P STREET,
 SACRAMENTO, CA 95814
 CONSTRUCTION DOCUMENTS



SCALE AS INDICATED

NO.	DESCRIPTION	DATE

DRAWN BY _____
 APPROVED BY _____
 CHECKED BY _____
 DATE _____

TITLE
**BUILDING 9
 HVAC 13TH
 FLOOR PLAN**

PROJECT NO.

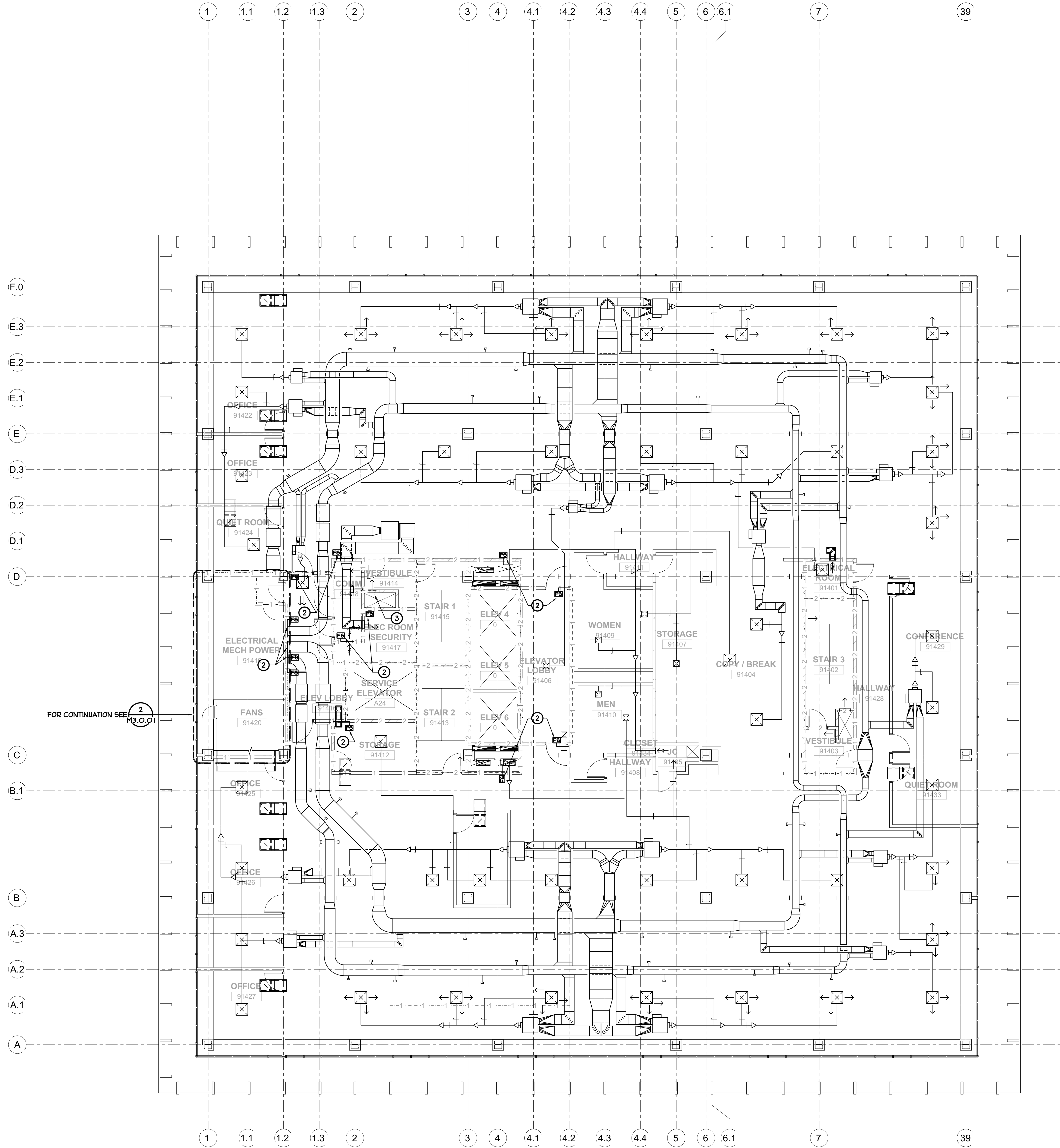
M2.9.13

SHEET NO. ISSUE DATE: OCTOBER 25, 2024



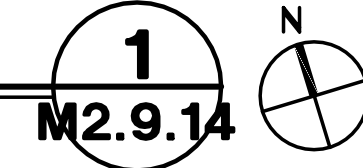
QC
INI
%

F
E
D
C
B
A



FOR CONTINUATION SEE 2 M2.9.01

BUILDING 9 - HVAC 14TH FLOOR PLAN
SCALE : 1/8" = 1'-0"



GENERAL NOTES

1. DRAWINGS HAVE BEEN PREPARED BASED ON EXISTING RECORD DRAWINGS AND MAY NOT MATCH INSTALLED CONDITIONS. DIVISION 23 CONTRACTOR SHALL NOTIFY ARCHITECT OF ANY DISCREPANCIES AND EXISTING CONDITIONS THAT ARE NOT SHOWN ON DRAWINGS.


SCOPE OF WORK

- PRIOR TO START OF FIRE ALARM REPLACEMENT WORK, DIVISION 23 CONTRACTOR SHALL PERFORM A FIELD INVESTIGATION TO DETERMINE THE CONDITION OF EXISTING COMPONENTS WITH INTEGRATIONS TO THE EXISTING FIRE ALARM SYSTEM. CONTRACTOR SHALL:
 - VERIFY THAT ALL FIRE-SMOKE DAMPERS AND ACTUATORS LISTED ON THE SMOKE CONTROL MATRIX (SHEET M0.0.01) ARE IN OPERATION, CAN TRAVEL ALONG THEIR FULL CONTROL PATH, AND REPORT THEIR POSITION CORRECTLY AT BOTH THE BMS AND THE EXISTING FIRE ALARM SYSTEM.
 - VERIFY THAT ALL FIRE-SMOKE DAMPERS AND MIXING DAMPERS INTERNAL TO THE AIR HANDLING UNITS ARE IN OPERATION, CAN TRAVEL ALONG THEIR FULL CONTROL PATH, AND REPORT THEIR POSITION CORRECTLY AT BOTH THE BMS AND THE EXISTING FIRE ALARM SYSTEM PRIOR TO ITS REPLACEMENT.
 - VERIFY THAT ALL CONTROL DAMPERS USED BY THE EXISTING STAIRWELL PRESSURIZATION SYSTEM, AND THE INTERLOCK BETWEEN THE PRESSURIZATION FAN AND THE FIRE ALARM SYSTEM ARE OPERATIONAL.
- CONCURRENT WITH THE DEMOLITION OF THE EXISTING FIRE ALARM SYSTEM, DIVISION 23 CONTRACTOR SHALL DISCONNECT ALL COMPONENTS INTEGRATED WITH THE DEMOLISHED FIRE ALARM SYSTEM AND COORDINATE REPLACEMENT OF ANY COMPONENTS IDENTIFIED AS FAULTY DURING THE PRE-DEMOLITION WORK ABOVE.
- FOLLOWING THE COMPLETION OF THE REPLACEMENT FIRE ALARM SYSTEM WORK, DIVISION 23 CONTRACTOR SHALL COORDINATE RECONNECTION OF ALL COMPONENTS, BOTH EXISTING AND REPLACEMENT, TO THE NEW FIRE ALARM SYSTEM. CONTRACTOR SHALL:
 - VERIFY THAT ALL CONTROLLED DEVICES MONITORED BY THE EXISTING SMOKE CONTROL PANEL ARE RECONNECTED TO THE REPLACEMENT FIRE ALARM SYSTEM.
 - RECONNECT THE EXISTING BMS SYSTEM TO THE REPLACEMENT FIRE ALARM SYSTEM AND VERIFY THAT THE BMS ACCEPTS AND RESPONDS CORRECTLY TO ALL CONTROL MODES SIGNALLED BY THE FIRE ALARM SYSTEM.
 - VERIFY THAT ALL SEQUENCES LISTED ON THE FIRE CONTROL SEQUENCE (SHEET M0.0.01), THE STAIRWELL PRESSURIZATION SEQUENCE (SHEET M0.0.02), AND THE FIRE ALARM CONTROL DRAWINGS (SEE DIV 26 SHEETS) ARE IMPLEMENTED AND FUNCTIONALLY TESTED.

KEY NOTES:

- EXISTING AIR HANDLER EQUIPMENT. REFER TO GENERAL NOTES ABOVE.
- EXISTING FIRE-SMOKE DAMPERS. REFER TO GENERAL NOTES ABOVE.
- EXISTING STAIRWELL PRESSURIZATION SYSTEM CONTROL DAMPERS. REFER TO GENERAL NOTES ABOVE.

AGENCY APPROVAL



DEPARTMENT OF GENERAL SERVICES - FACILITIES MANAGEMENT DIVISION

OFFICE BUILDING 8 & 9 (039 & 045) - FIRE LIFE SAFE UPGRADE

744 P STREET, SACRAMENTO, CA95614
CONSTRUCTION DOCUMENTS

SEAL



DATE SIGNED: 10.8.24

SCALE AS INDICATED

REVISIONS

NO.	DESCRIPTION	DATE

DRAWN BY _____
APPROVED BY _____
CHECKED BY _____
DATE _____

TITLE
**BUILDING 9
HVAC 14TH
FLOOR PLAN**

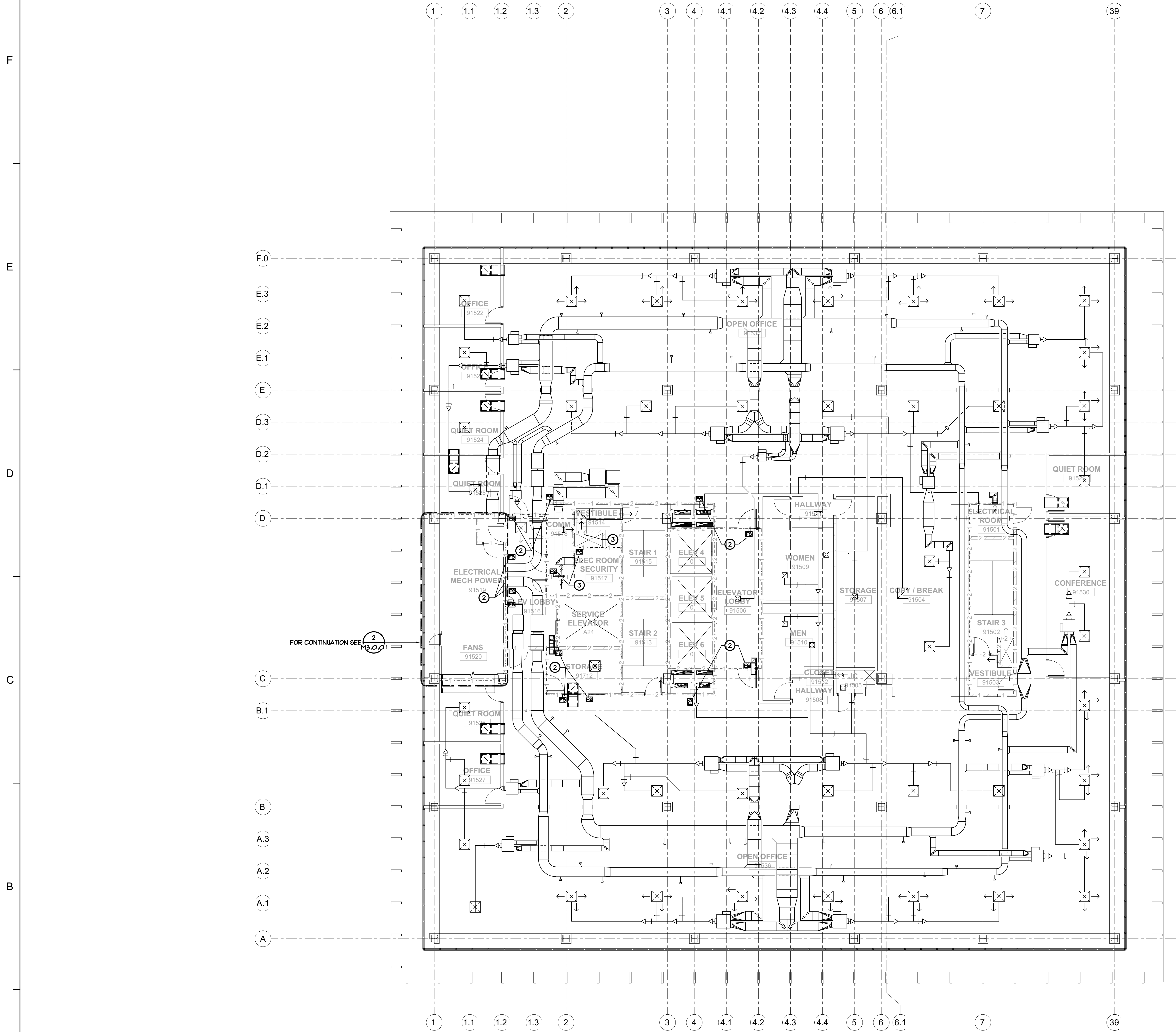
PROJECT NO.

M2.9.14

SHEET NO.



QC
INI
%



BUILDING 9 - HVAC 15TH FLOOR PLAN
 SCALE : 1/8" = 1'-0"

1
M2.9.15

GENERAL NOTES

1. DRAWINGS HAVE BEEN PREPARED BASED ON EXISTING RECORD DRAWINGS AND MAY NOT MATCH INSTALLED CONDITIONS. DIVISION 23 CONTRACTOR SHALL NOTIFY ARCHITECT OF ANY DISCREPANCIES AND EXISTING CONDITIONS THAT ARE NOT SHOWN ON DRAWINGS.

SCOPE OF WORK

- PRIOR TO START OF FIRE ALARM REPLACEMENT WORK, DIVISION 23 CONTRACTOR SHALL PERFORM A FIELD INVESTIGATION TO DETERMINE THE CONDITION OF EXISTING COMPONENTS WITH INTEGRATIONS TO THE EXISTING FIRE ALARM SYSTEM. CONTRACTOR SHALL:
 - VERIFY THAT ALL FIRE-SMOKE DAMPERS AND ACTUATORS LISTED ON THE SMOKE CONTROL MATRIX (SHEET M0.0.01) ARE IN OPERATION, CAN TRAVEL ALONG THEIR FULL CONTROL PATH, AND REPORT THEIR POSITION CORRECTLY AT BOTH THE BMS AND THE EXISTING FIRE ALARM SYSTEM.
 - VERIFY THAT ALL FIRE-SMOKE DAMPERS AND MIXING DAMPERS INTERNAL TO THE AIR HANDLING UNITS ARE IN OPERATION, CAN TRAVEL ALONG THEIR FULL CONTROL PATH, AND REPORT THEIR POSITION CORRECTLY AT BOTH THE BMS AND THE EXISTING FIRE ALARM SYSTEM PRIOR TO ITS REPLACEMENT.
 - VERIFY THAT ALL CONTROL DAMPERS USED BY THE EXISTING STAIRWELL PRESSURIZATION SYSTEM, AND THE INTERLOCK BETWEEN THE PRESSURIZATION FAN AND THE FIRE ALARM SYSTEM ARE OPERATIONAL.
- CONCURRENT WITH THE DEMOLITION OF THE EXISTING FIRE ALARM SYSTEM, DIVISION 23 CONTRACTOR SHALL DISCONNECT ALL COMPONENTS INTEGRATED WITH THE DEMOLISHED FIRE ALARM SYSTEM AND COORDINATE REPLACEMENT OF ANY COMPONENTS IDENTIFIED AS FAULTY DURING THE PRE-DEMOLITION WORK ABOVE.
- FOLLOWING THE COMPLETION OF THE REPLACEMENT FIRE ALARM SYSTEM WORK, DIVISION 23 CONTRACTOR SHALL COORDINATE RECONNECTION OF ALL COMPONENTS, BOTH EXISTING AND REPLACEMENT, TO THE NEW FIRE ALARM SYSTEM. CONTRACTOR SHALL:
 - VERIFY THAT ALL CONTROLLED DEVICES MONITORED BY THE EXISTING SMOKE CONTROL PANEL ARE RECONNECTED TO THE REPLACEMENT FIRE ALARM SYSTEM.
 - RECONNECT THE EXISTING BMS SYSTEM TO THE REPLACEMENT FIRE ALARM SYSTEM AND VERIFY THAT THE BMS ACCEPTS AND RESPONDS CORRECTLY TO ALL CONTROL MODES SIGNALLED BY THE FIRE ALARM SYSTEM.
 - VERIFY THAT ALL SEQUENCES LISTED ON THE FIRE CONTROL SEQUENCE (SHEET M0.0.01), THE STAIRWELL PRESSURIZATION SEQUENCE (SHEET M0.0.02), AND THE FIRE ALARM CONTROL DRAWINGS (SEE DIV 26 SHEETS) ARE IMPLEMENTED AND FUNCTIONALLY TESTED.

KEY NOTES:

- EXISTING AIR HANDLER EQUIPMENT. REFER TO GENERAL NOTES ABOVE.
- EXISTING FIRE-SMOKE DAMPERS. REFER TO GENERAL NOTES ABOVE.
- EXISTING STAIRWELL PRESSURIZATION SYSTEM CONTROL DAMPERS. REFER TO GENERAL NOTES ABOVE.



Dewberry Architects Inc.
 301 N Lake Ave, Suite 320
 Pasadena, CA 91101-5112
 916.239.7244 Phone
 916.239.7245 Fax

AGENCY APPROVAL

OFFICE OF THE STATE FIRE MARSHAL
 APPROVED FIRE AND PANIC ONLY

07/01/24
 23-6555
 SINCE 1985

Approval of this plan does not authorize or approve any omission or deviation from applicable regulations. Final approval is subject to field inspection. One set of approved plans shall be available on the project site at all times.

IDENTIFICATION STAMP
 DIV. OF THE STATE ARCHITECT

APP: 02-122924 INC.
 REVIEWED FOR
 SS FLS ACS

DATE: 10/21/2024

DEPARTMENT OF GENERAL SERVICES - FACILITIES MANAGEMENT DIVISION

OFFICE BUILDING 8 & 9 (039 & 045) - FIRE LIFE SAFE UPGRADE

744 P STREET,
 SACRAMENTO, CA 95814

CONSTRUCTION DOCUMENTS

SEAL

DATE SIGNED: 10-2-24

SCALE AS INDICATED

REVISIONS

NO.	DESCRIPTION	DATE

DRAWN BY _____
 APPROVED BY _____
 CHECKED BY _____
 DATE _____

TITLE
**BUILDING 9
 HVAC 15TH
 FLOOR PLAN**

PROJECT NO.

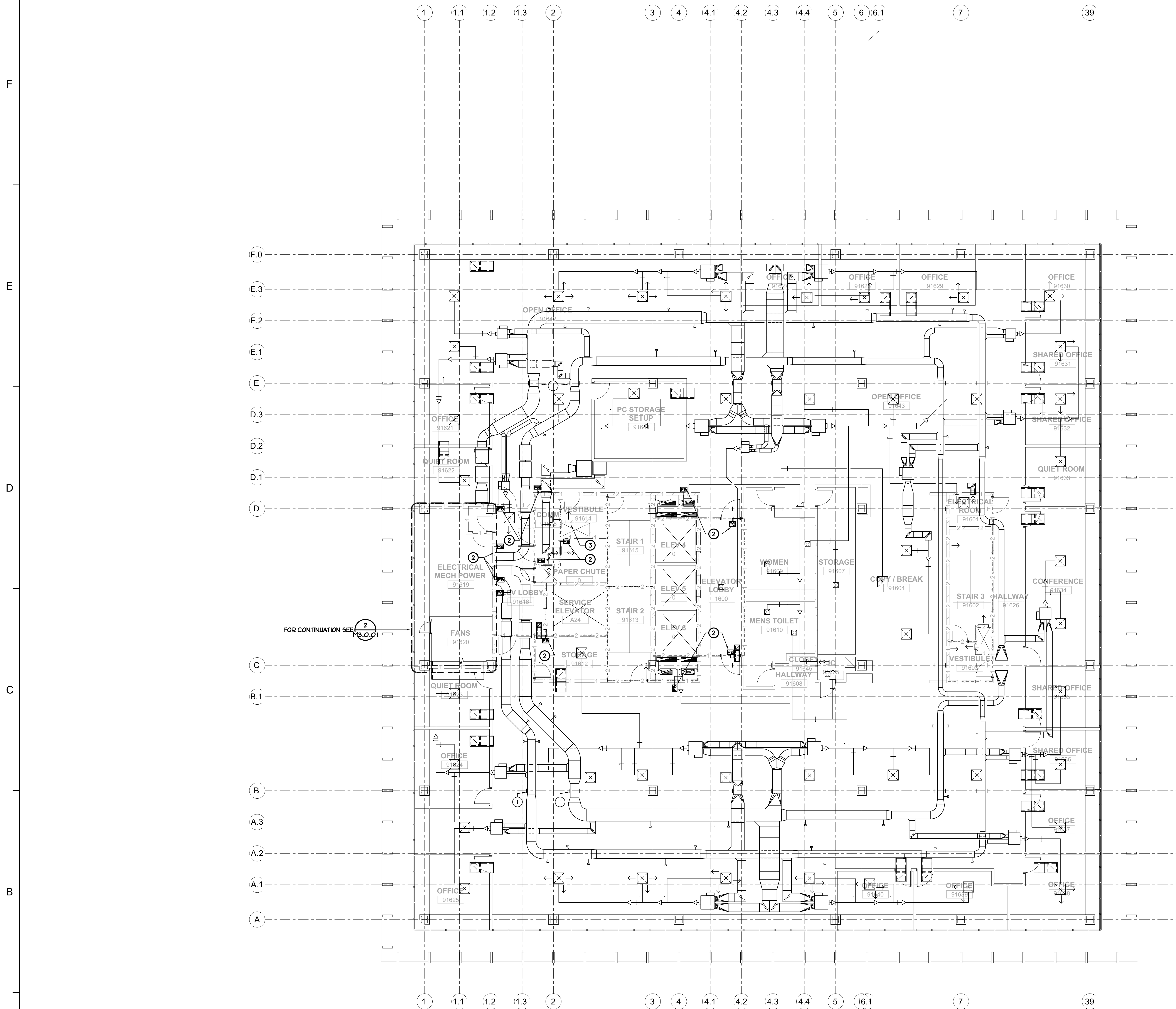
M2.9.15

SHEET NO. ISSUE DATE: OCTOBER 25, 2024

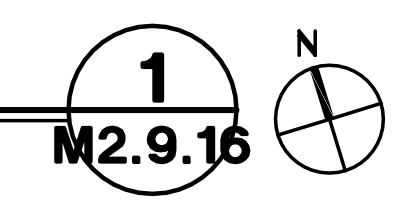


RAJESH CHANDRAN, CHIEF ENGINEER
 212201.00
 PIA - DESIGN TEAM PROJECT NO.

QC	
INI	%



BUILDING 9 - HVAC 16TH FLOOR PLAN
SCALE : 1/8" = 1'-0"



GENERAL NOTES


1. DRAWINGS HAVE BEEN PREPARED BASED ON EXISTING RECORD DRAWINGS AND MAY NOT MATCH INSTALLED CONDITIONS. DIVISION 23 CONTRACTOR SHALL NOTIFY ARCHITECT OF ANY DISCREPANCIES AND EXISTING CONDITIONS THAT ARE NOT SHOWN ON DRAWINGS.

SCOPE OF WORK

- PRIOR TO START OF FIRE ALARM REPLACEMENT WORK, DIVISION 23 CONTRACTOR SHALL PERFORM A FIELD INVESTIGATION TO DETERMINE THE CONDITION OF EXISTING COMPONENTS WITH INTEGRATIONS TO THE EXISTING FIRE ALARM SYSTEM. CONTRACTOR SHALL:
 - VERIFY THAT ALL FIRE-SMOKE DAMPERS AND ACTUATORS LISTED ON THE SMOKE CONTROL MATRIX (SHEET M0.0.01) ARE IN OPERATION, CAN TRAVEL ALONG THEIR FULL CONTROL PATH, AND REPORT THEIR POSITION CORRECTLY AT BOTH THE BMS AND THE EXISTING FIRE ALARM SYSTEM.
 - VERIFY THAT ALL FIRE-SMOKE DAMPERS AND MIXING DAMPERS INTERNAL TO THE AIR HANDLING UNITS ARE IN OPERATION, CAN TRAVEL ALONG THEIR FULL CONTROL PATH, AND REPORT THEIR POSITION CORRECTLY AT BOTH THE BMS AND THE EXISTING FIRE ALARM SYSTEM PRIOR TO ITS REPLACEMENT.
 - VERIFY THAT ALL CONTROL DAMPERS USED BY THE EXISTING STAIRWELL PRESSURIZATION SYSTEM, AND THE INTERLOCK BETWEEN THE PRESSURIZATION FAN AND THE FIRE ALARM SYSTEM ARE OPERATIONAL.
- CONCURRENT WITH THE DEMOLITION OF THE EXISTING FIRE ALARM SYSTEM, DIVISION 23 CONTRACTOR SHALL DISCONNECT ALL COMPONENTS INTEGRATED WITH THE DEMOLISHED FIRE ALARM SYSTEM AND COORDINATE REPLACEMENT OF ANY COMPONENTS IDENTIFIED AS FAULTY DURING THE PRE-DEMOLITION WORK ABOVE.
- FOLLOWING THE COMPLETION OF THE REPLACEMENT FIRE ALARM SYSTEM WORK, DIVISION 23 CONTRACTOR SHALL COORDINATE RECONNECTION OF ALL COMPONENTS, BOTH EXISTING AND REPLACEMENT, TO THE NEW FIRE ALARM SYSTEM. CONTRACTOR SHALL:
 - VERIFY THAT ALL CONTROLLED DEVICES MONITORED BY THE EXISTING SMOKE CONTROL PANEL ARE RECONNECTED TO THE REPLACEMENT FIRE ALARM SYSTEM.
 - RECONNECT THE EXISTING BMS SYSTEM TO THE REPLACEMENT FIRE ALARM SYSTEM AND VERIFY THAT THE BMS ACCEPTS AND RESPONDS CORRECTLY TO ALL CONTROL MODES SIGNALLED BY THE FIRE ALARM SYSTEM.
 - VERIFY THAT ALL SEQUENCES LISTED ON THE FIRE CONTROL SEQUENCE (SHEET M0.0.01), THE STAIRWELL PRESSURIZATION SEQUENCE (SHEET M0.0.02), AND THE FIRE ALARM CONTROL DRAWINGS (SEE DIV 26 SHEETS) ARE IMPLEMENTED AND FUNCTIONALLY TESTED.

KEY NOTES:

- EXISTING AIR HANDLER EQUIPMENT. REFER TO GENERAL NOTES ABOVE.
- EXISTING FIRE-SMOKE DAMPERS. REFER TO GENERAL NOTES ABOVE.
- EXISTING STAIRWELL PRESSURIZATION SYSTEM CONTROL DAMPERS. REFER TO GENERAL NOTES ABOVE.



DEPARTMENT OF GENERAL SERVICES - FACILITIES MANAGEMENT DIVISION
 OFFICE BUILDING 8 & 9 (039 & 045) - FIRE LIFE SAFE UPGRADE
 744 P STREET, SACRAMENTO, CA 95814
 CONSTRUCTION DOCUMENTS



DATE SIGNED: 10-8-24
SCALE: AS INDICATED

NO.	DESCRIPTION	DATE

DRAWN BY _____
 APPROVED BY _____
 CHECKED BY _____
 DATE _____

TITLE
**BUILDING 9
 HVAC 16TH
 FLOOR PLAN**

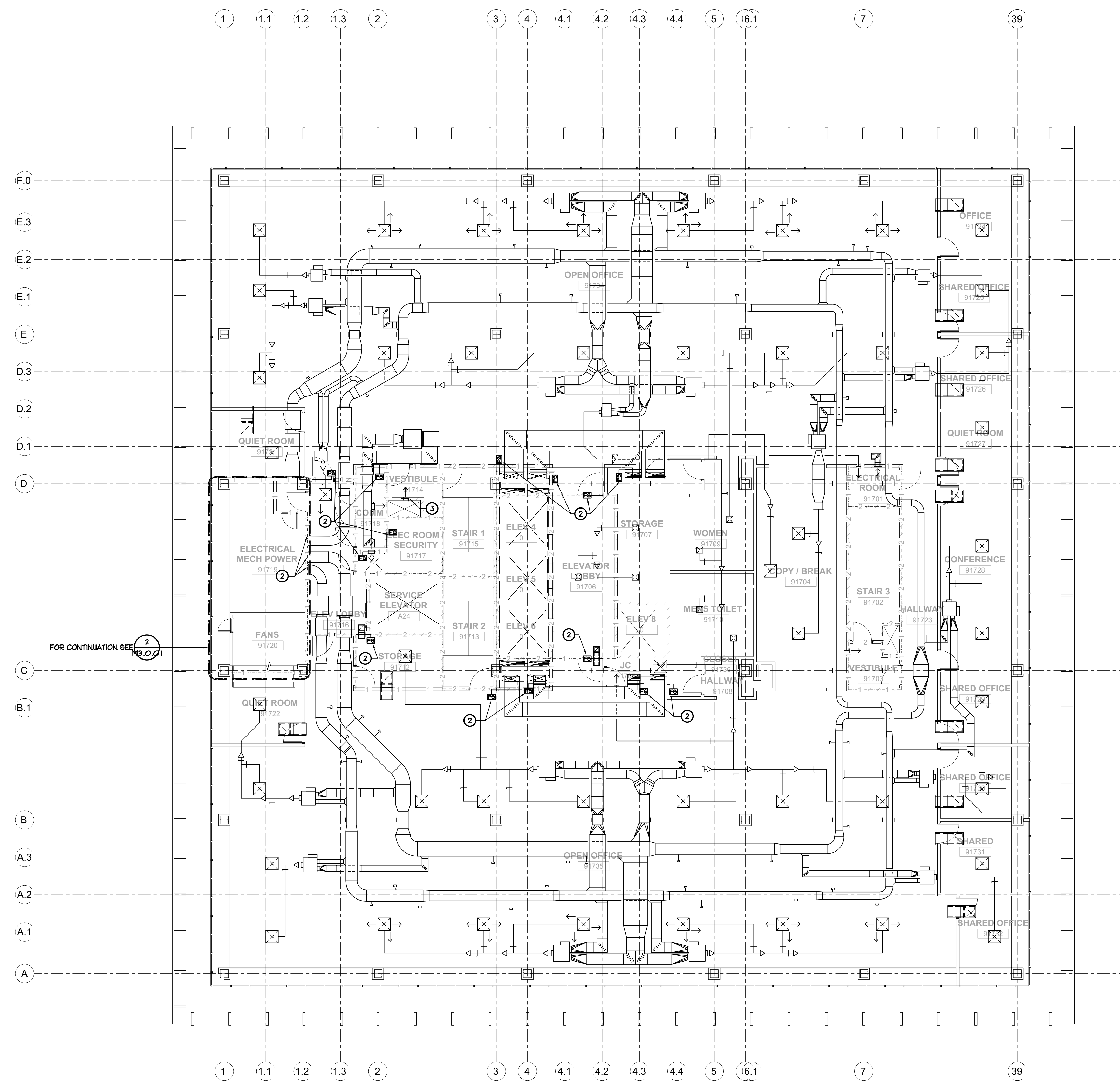
PROJECT NO.

M2.9.16

SHEET NO. ISSUE DATE: OCTOBER 25, 2024



QC	
INI	%



BUILDING 9 - HVAC 17TH FLOOR PLAN
 SCALE : 1/8" = 1'-0"

1
 M2.9.17

GENERAL NOTES

1. DRAWINGS HAVE BEEN PREPARED BASED ON EXISTING RECORD DRAWINGS AND MAY NOT MATCH INSTALLED CONDITIONS. DIVISION 23 CONTRACTOR SHALL NOTIFY ARCHITECT OF ANY DISCREPANCIES AND EXISTING CONDITIONS THAT ARE NOT SHOWN ON DRAWINGS.

SCOPE OF WORK

- PRIOR TO START OF FIRE ALARM REPLACEMENT WORK, DIVISION 23 CONTRACTOR SHALL PERFORM A FIELD INVESTIGATION TO DETERMINE THE CONDITION OF EXISTING COMPONENTS WITH INTEGRATIONS TO THE EXISTING FIRE ALARM SYSTEM. CONTRACTOR SHALL:
 - VERIFY THAT ALL FIRE-SMOKE DAMPERS AND ACTUATORS LISTED ON THE SMOKE CONTROL MATRIX (SHEET M0.0.01) ARE IN OPERATION, CAN TRAVEL ALONG THEIR FULL CONTROL PATH, AND REPORT THEIR POSITION CORRECTLY AT BOTH THE BMS AND THE EXISTING FIRE ALARM SYSTEM.
 - VERIFY THAT ALL FIRE-SMOKE DAMPERS AND MIXING DAMPERS INTERNAL TO THE AIR HANDLING UNITS ARE IN OPERATION, CAN TRAVEL ALONG THEIR FULL CONTROL PATH, AND REPORT THEIR POSITION CORRECTLY AT BOTH THE BMS AND THE EXISTING FIRE ALARM SYSTEM PRIOR TO ITS REPLACEMENT.
 - VERIFY THAT ALL CONTROL DAMPERS USED BY THE EXISTING STAIRWELL PRESSURIZATION SYSTEM, AND THE INTERLOCK BETWEEN THE PRESSURIZATION FAN AND THE FIRE ALARM SYSTEM ARE OPERATIONAL.
- CONCURRENT WITH THE DEMOLITION OF THE EXISTING FIRE ALARM SYSTEM, DIVISION 23 CONTRACTOR SHALL DISCONNECT ALL COMPONENTS INTEGRATED WITH THE DEMOLISHED FIRE ALARM SYSTEM AND COORDINATE REPLACEMENT OF ANY COMPONENTS IDENTIFIED AS FAULTY DURING THE PRE-DEMOLITION WORK ABOVE.
- FOLLOWING THE COMPLETION OF THE REPLACEMENT FIRE ALARM SYSTEM WORK, DIVISION 23 CONTRACTOR SHALL COORDINATE RECONNECTION OF ALL COMPONENTS, BOTH EXISTING AND REPLACEMENT, TO THE NEW FIRE ALARM SYSTEM. CONTRACTOR SHALL:
 - VERIFY THAT ALL CONTROLLED DEVICES MONITORED BY THE EXISTING SMOKE CONTROL PANEL ARE RECONNECTED TO THE REPLACEMENT FIRE ALARM SYSTEM.
 - RECONNECT THE EXISTING BMS SYSTEM TO THE REPLACEMENT FIRE ALARM SYSTEM AND VERIFY THAT THE BMS ACCEPTS AND RESPONDS CORRECTLY TO ALL CONTROL MODES SIGNALLED BY THE FIRE ALARM SYSTEM.
 - VERIFY THAT ALL SEQUENCES LISTED ON THE FIRE CONTROL SEQUENCE (SHEET M0.0.01), THE STAIRWELL PRESSURIZATION SEQUENCE (SHEET M0.0.02), AND THE FIRE ALARM CONTROL DRAWINGS (SEE DIV 26 SHEETS) ARE IMPLEMENTED AND FUNCTIONALLY TESTED.

KEY NOTES:

- EXISTING AIR HANDLER EQUIPMENT. REFER TO GENERAL NOTES ABOVE.
- EXISTING FIRE-SMOKE DAMPERS. REFER TO GENERAL NOTES ABOVE.
- EXISTING STAIRWELL PRESSURIZATION SYSTEM CONTROL DAMPERS. REFER TO GENERAL NOTES ABOVE.



Dewberry Architects Inc.
 301 N Lake Ave, Suite 320
 Pasadena, CA 91101-5112
 916.239.7244 Phone
 916.239.7245 Fax

AGENCY APPROVAL

OFFICE OF THE STATE FIRE MARSHAL
 APPROVED FIRE AND PANIC ONLY

07/01/24
 23-6555-E
 SINCE 1985

Approval of this plan does not authorize or approve any omission or deviation from applicable regulations. Final approval is subject to field inspection. One set of approved plans shall be available on the project site at all times.

IDENTIFICATION STAMP
 DIV. OF THE STATE ARCHITECT

APP: 02-122924 INC.
 REVIEWED FOR
 SS FLS ACS

DATE: 10/21/2024

DEPARTMENT OF GENERAL SERVICES - FACILITIES MANAGEMENT DIVISION
 OFFICE BUILDING 8 & 9 (039 & 045) - FIRE LIFE SAFE UPGRADE
 744 P STREET,
 SACRAMENTO, CA 95814
 CONSTRUCTION DOCUMENTS

SEAL

DATE SIGNED: 10-8-24

SCALE AS INDICATED

REVISIONS

NO.	DESCRIPTION	DATE

DRAWN BY _____
 APPROVED BY _____
 CHECKED BY _____
 DATE _____

TITLE
**BUILDING 9
 HVAC 17TH
 FLOOR PLAN**

PROJECT NO.

M2.9.17

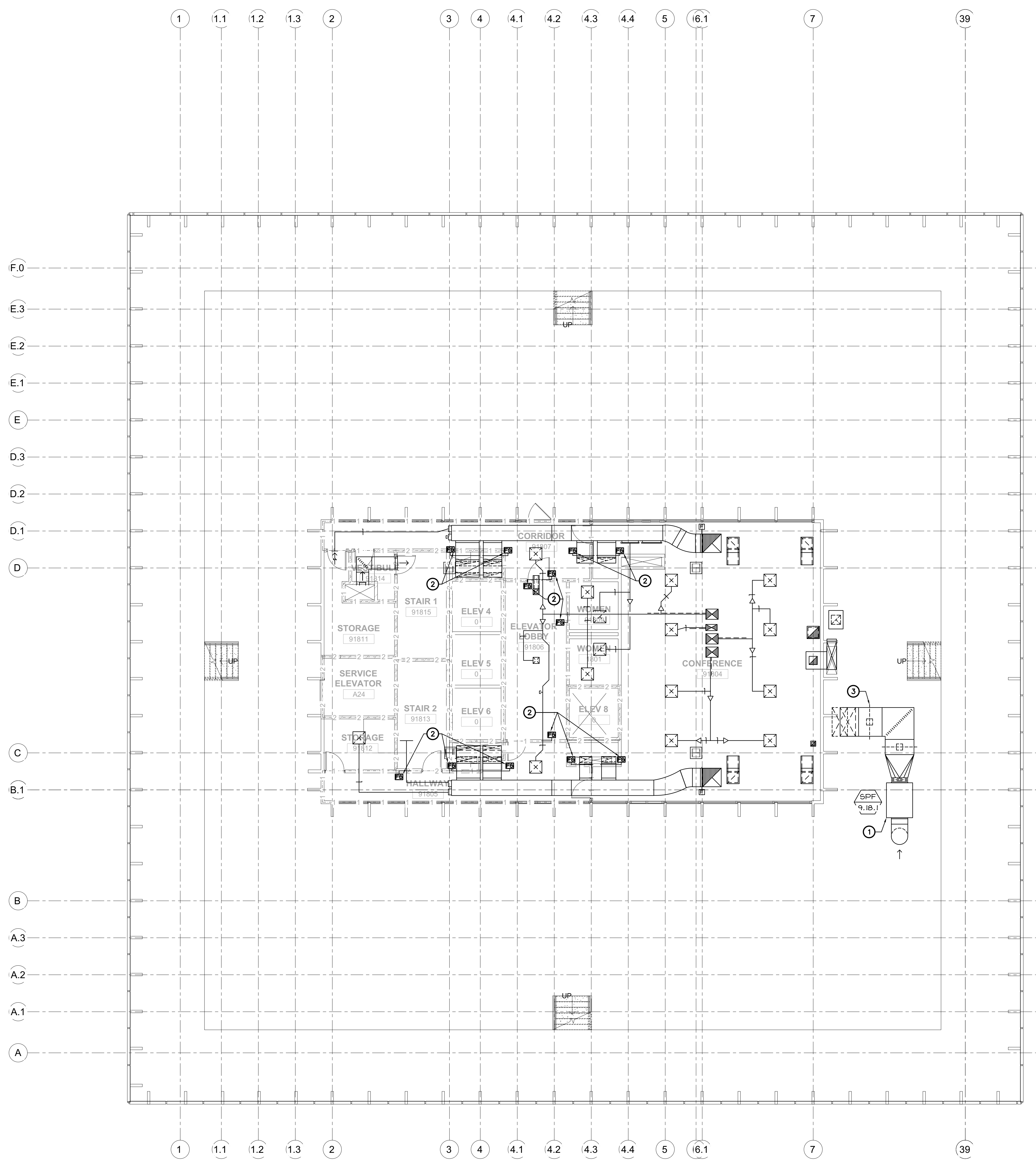
SHEET NO.
 ISSUE DATE: OCTOBER 23, 2024



capital engineering
 RAYMOND GONZALEZ, CHIEF ENGINEER
 M2.9.17
 PM - DESIGN TEAM PRODUCT NO.

QC	
INI	%

F
E
D
C
B
A



BUILDING 9 - HVAC 18TH FLOOR PLAN
SCALE: 1/8" = 1'-0"



GENERAL NOTES

1. DRAWINGS HAVE BEEN PREPARED BASED ON EXISTING RECORD DRAWINGS AND MAY NOT MATCH INSTALLED CONDITIONS. DIVISION 23 CONTRACTOR SHALL NOTIFY ARCHITECT OF ANY DISCREPANCIES AND EXISTING CONDITIONS THAT ARE NOT SHOWN ON DRAWINGS.

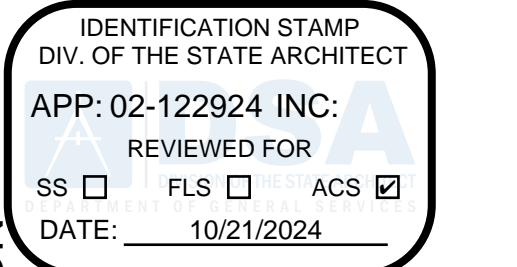
SCOPE OF WORK

- PRIOR TO START OF FIRE ALARM REPLACEMENT WORK, DIVISION 23 CONTRACTOR SHALL PERFORM A FIELD INVESTIGATION TO DETERMINE THE CONDITION OF EXISTING COMPONENTS WITH INTEGRATIONS TO THE EXISTING FIRE ALARM SYSTEM. CONTRACTOR SHALL:
 - VERIFY THAT ALL FIRE-SMOKE DAMPERS AND ACTUATORS LISTED ON THE SMOKE CONTROL MATRIX (SHEET M0.0.01) ARE IN OPERATION, CAN TRAVEL ALONG THEIR FULL CONTROL PATH, AND REPORT THEIR POSITION CORRECTLY AT BOTH THE BMS AND THE EXISTING FIRE ALARM SYSTEM.
 - VERIFY THAT ALL FIRE-SMOKE DAMPERS AND MIXING DAMPERS INTERNAL TO THE AIR HANDLING UNITS ARE IN OPERATION, CAN TRAVEL ALONG THEIR FULL CONTROL PATH, AND REPORT THEIR POSITION CORRECTLY AT BOTH THE BMS AND THE EXISTING FIRE ALARM SYSTEM PRIOR TO ITS REPLACEMENT.
 - VERIFY THAT ALL CONTROL DAMPERS USED BY THE EXISTING STAIRWELL PRESSURIZATION SYSTEM, AND THE INTERLOCK BETWEEN THE PRESSURIZATION FAN AND THE FIRE ALARM SYSTEM ARE OPERATIONAL.
- CONCURRENT WITH THE DEMOLITION OF THE EXISTING FIRE ALARM SYSTEM, DIVISION 23 CONTRACTOR SHALL DISCONNECT ALL COMPONENTS INTEGRATED WITH THE DEMOLISHED FIRE ALARM SYSTEM AND COORDINATE REPLACEMENT OF ANY COMPONENTS IDENTIFIED AS FAULTY DURING THE PRE-DEMOLITION WORK ABOVE.
- FOLLOWING THE COMPLETION OF THE REPLACEMENT FIRE ALARM SYSTEM WORK, DIVISION 23 CONTRACTOR SHALL COORDINATE RECONNECTION OF ALL COMPONENTS, BOTH EXISTING AND REPLACEMENT, TO THE NEW FIRE ALARM SYSTEM. CONTRACTOR SHALL:
 - VERIFY THAT ALL CONTROLLED DEVICES MONITORED BY THE EXISTING SMOKE CONTROL PANEL ARE RECONNECTED TO THE REPLACEMENT FIRE ALARM SYSTEM.
 - RECONNECT THE EXISTING BMS SYSTEM TO THE REPLACEMENT FIRE ALARM SYSTEM AND VERIFY THAT THE BMS ACCEPTS AND RESPONDS CORRECTLY TO ALL CONTROL MODES SIGNALLED BY THE FIRE ALARM SYSTEM.
 - VERIFY THAT ALL SEQUENCES LISTED ON THE FIRE CONTROL SEQUENCE (SHEET M0.0.01), THE STAIRWELL PRESSURIZATION SEQUENCE (SHEET M0.0.02), AND THE FIRE ALARM CONTROL DRAWINGS (SEE DIV 26 SHEETS) ARE IMPLEMENTED AND FUNCTIONALLY TESTED.

KEY NOTES:

- EXISTING AIR HANDLER EQUIPMENT. REFER TO GENERAL NOTES ABOVE.
- EXISTING FIRE-SMOKE DAMPERS. REFER TO GENERAL NOTES ABOVE.
- EXISTING STAIRWELL PRESSURIZATION SYSTEM CONTROL DAMPERS. REFER TO GENERAL NOTES ABOVE.

AGENCY APPROVAL



DEPARTMENT OF GENERAL SERVICES - FACILITIES MANAGEMENT DIVISION
OFFICE BUILDING 8 & 9 (039 & 045) - FIRE LIFE SAFE UPGRADE
744 P STREET, SACRAMENTO, CA 95814
CONSTRUCTION DOCUMENTS

SEAL



DATE SIGNED: 10.8.24

SCALE: AS INDICATED

REVISIONS

NO.	DESCRIPTION	DATE

DRAWN BY _____
APPROVED BY _____
CHECKED BY _____
DATE _____

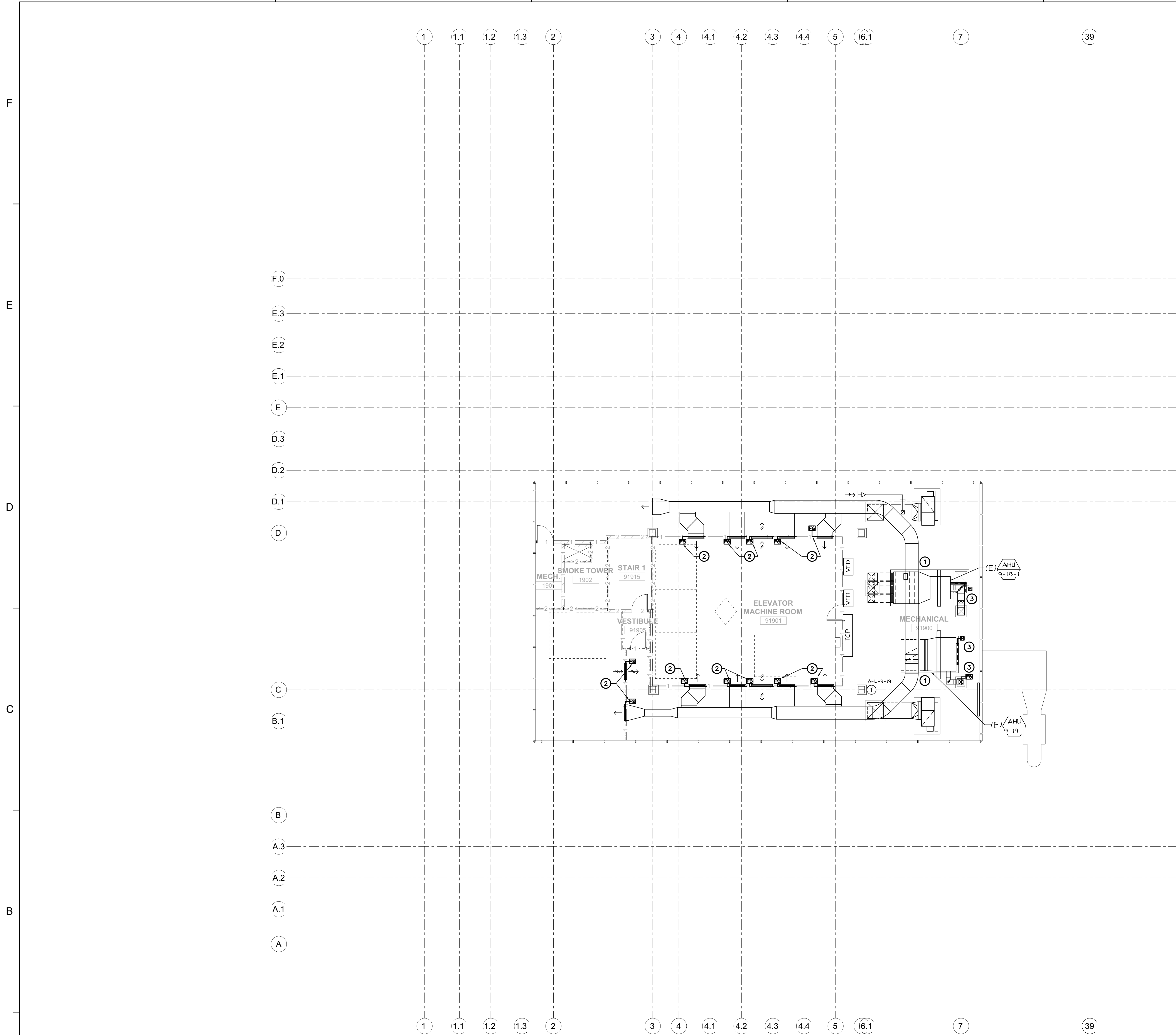
TITLE
**BUILDING 9
HVAC 18TH
FLOOR PLAN**

PROJECT NO.

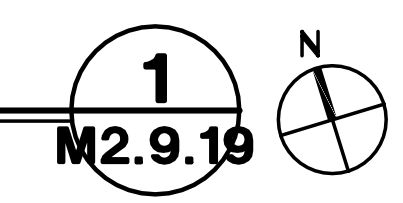
M2.9.18

SHEET NO. ISSUE DATE: OCTOBER 25, 2024

QC
INI
%



BUILDING 9 - HVAC PENTHOUSE FLOOR PLAN
 SCALE : 1/8" = 1'-0"



GENERAL NOTES

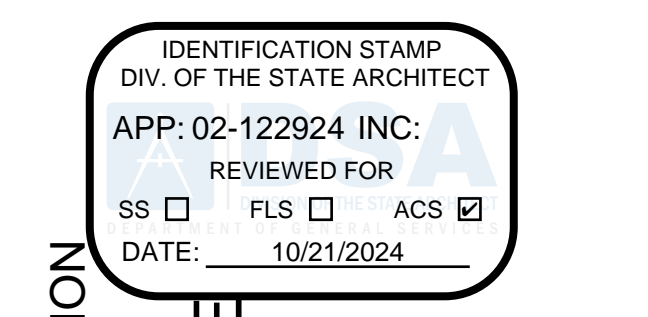

1. DRAWINGS HAVE BEEN PREPARED BASED ON EXISTING RECORD DRAWINGS AND MAY NOT MATCH INSTALLED CONDITIONS. DIVISION 23 CONTRACTOR SHALL NOTIFY ARCHITECT OF ANY DISCREPANCIES AND EXISTING CONDITIONS THAT ARE NOT SHOWN ON DRAWINGS.

SCOPE OF WORK

- PRIOR TO START OF FIRE ALARM REPLACEMENT WORK, DIVISION 23 CONTRACTOR SHALL PERFORM A FIELD INVESTIGATION TO DETERMINE THE CONDITION OF EXISTING COMPONENTS WITH INTEGRATIONS TO THE EXISTING FIRE ALARM SYSTEM. CONTRACTOR SHALL:
 - VERIFY THAT ALL FIRE-SMOKE DAMPERS AND ACTUATORS LISTED ON THE SMOKE CONTROL MATRIX (SHEET M0.0.01) ARE IN OPERATION, CAN TRAVEL ALONG THEIR FULL CONTROL PATH, AND REPORT THEIR POSITION CORRECTLY AT BOTH THE BMS AND THE EXISTING FIRE ALARM SYSTEM.
 - VERIFY THAT ALL FIRE-SMOKE DAMPERS AND MIXING DAMPERS INTERNAL TO THE AIR HANDLING UNITS ARE IN OPERATION, CAN TRAVEL ALONG THEIR FULL CONTROL PATH, AND REPORT THEIR POSITION CORRECTLY AT BOTH THE BMS AND THE EXISTING FIRE ALARM SYSTEM PRIOR TO ITS REPLACEMENT.
 - VERIFY THAT ALL CONTROL DAMPERS USED BY THE EXISTING STAIRWELL PRESSURIZATION SYSTEM, AND THE INTERLOCK BETWEEN THE PRESSURIZATION FAN AND THE FIRE ALARM SYSTEM ARE OPERATIONAL.
- CONCURRENT WITH THE DEMOLITION OF THE EXISTING FIRE ALARM SYSTEM, DIVISION 23 CONTRACTOR SHALL DISCONNECT ALL COMPONENTS INTEGRATED WITH THE DEMOLISHED FIRE ALARM SYSTEM AND COORDINATE REPLACEMENT OF ANY COMPONENTS IDENTIFIED AS FAULTY DURING THE PRE-DEMOLITION WORK ABOVE.
- FOLLOWING THE COMPLETION OF THE REPLACEMENT FIRE ALARM SYSTEM WORK, DIVISION 23 CONTRACTOR SHALL COORDINATE RECONNECTION OF ALL COMPONENTS, BOTH EXISTING AND REPLACEMENT, TO THE NEW FIRE ALARM SYSTEM. CONTRACTOR SHALL:
 - VERIFY THAT ALL CONTROLLED DEVICES MONITORED BY THE EXISTING SMOKE CONTROL PANEL ARE RECONNECTED TO THE REPLACEMENT FIRE ALARM SYSTEM.
 - RECONNECT THE EXISTING BMS SYSTEM TO THE REPLACEMENT FIRE ALARM SYSTEM AND VERIFY THAT THE BMS ACCEPTS AND RESPONDS CORRECTLY TO ALL CONTROL MODES SIGNALLED BY THE FIRE ALARM SYSTEM.
 - VERIFY THAT ALL SEQUENCES LISTED ON THE FIRE CONTROL SEQUENCE (SHEET M0.0.01), THE STAIRWELL PRESSURIZATION SEQUENCE (SHEET M0.0.02), AND THE FIRE ALARM CONTROL DRAWINGS (SEE DIV 26 SHEETS) ARE IMPLEMENTED AND FUNCTIONALLY TESTED.

KEY NOTES:

- EXISTING AIR HANDLER EQUIPMENT. REFER TO GENERAL NOTES ABOVE.
- EXISTING FIRE-SMOKE DAMPERS. REFER TO GENERAL NOTES ABOVE.
- EXISTING STAIRWELL PRESSURIZATION SYSTEM CONTROL DAMPERS. REFER TO GENERAL NOTES ABOVE.



DEPARTMENT OF GENERAL SERVICES - FACILITIES MANAGEMENT DIVISION
 OFFICE BUILDING 8 & 9 (039 & 045) - FIRE LIFE SAFE UPGRADE
 744 P STREET, SACRAMENTO, CA95614
 CONSTRUCTION DOCUMENTS



SCALE AS INDICATED

NO.	DESCRIPTION	DATE

DRAWN BY _____
 APPROVED BY _____
 CHECKED BY _____
 DATE _____

TITLE
**BUILDING 9
 HVAC PENTHOUSE
 FLOOR PLAN**

PROJECT NO. _____

M2.9.19

SHEET NO. _____
 ISSUE DATE: OCTOBER 25, 2024



QC
INI
%

GENERAL NOTES

1. DRAWINGS HAVE BEEN PREPARED BASED ON EXISTING RECORD DRAWINGS AND MAY NOT MATCH INSTALLED CONDITIONS. DIVISION 23 CONTRACTOR SHALL NOTIFY ARCHITECT OF ANY DISCREPANCIES AND EXISTING CONDITIONS THAT ARE NOT SHOWN ON DRAWINGS.

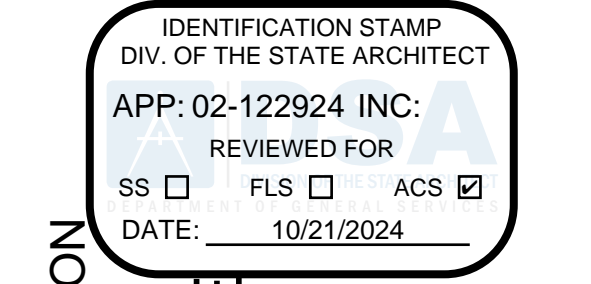
SCOPE OF WORK

- PRIOR TO START OF FIRE ALARM REPLACEMENT WORK, DIVISION 23 CONTRACTOR SHALL PERFORM A FIELD INVESTIGATION TO DETERMINE THE CONDITION OF EXISTING COMPONENTS WITH INTEGRATIONS TO THE EXISTING FIRE ALARM SYSTEM. CONTRACTOR SHALL:
 - VERIFY THAT ALL FIRE-SMOKE DAMPERS AND ACTUATORS LISTED ON THE SMOKE CONTROL MATRIX (SHEET M0.0.01) ARE IN OPERATION, CAN TRAVEL ALONG THEIR FULL CONTROL PATH, AND REPORT THEIR POSITION CORRECTLY AT BOTH THE BMS AND THE EXISTING FIRE ALARM SYSTEM.
 - VERIFY THAT ALL FIRE-SMOKE DAMPERS AND MIXING DAMPERS INTERNAL TO THE AIR HANDLING UNITS ARE IN OPERATION, CAN TRAVEL ALONG THEIR FULL CONTROL PATH, AND REPORT THEIR POSITION CORRECTLY AT BOTH THE BMS AND THE EXISTING FIRE ALARM SYSTEM PRIOR TO ITS REPLACEMENT.
 - VERIFY THAT ALL CONTROL DAMPERS USED BY THE EXISTING STAIRWELL PRESSURIZATION SYSTEM, AND THE INTERLOCK BETWEEN THE PRESSURIZATION FAN AND THE FIRE ALARM SYSTEM ARE OPERATIONAL.
- CONCURRENT WITH THE DEMOLITION OF THE EXISTING FIRE ALARM SYSTEM, DIVISION 23 CONTRACTOR SHALL DISCONNECT ALL COMPONENTS INTEGRATED WITH THE DEMOLISHED FIRE ALARM SYSTEM AND COORDINATE REPLACEMENT OF ANY COMPONENTS IDENTIFIED AS FAULTY DURING THE PRE-DEMOLITION WORK ABOVE.
- FOLLOWING THE COMPLETION OF THE REPLACEMENT FIRE ALARM SYSTEM WORK, DIVISION 23 CONTRACTOR SHALL COORDINATE RECONNECTION OF ALL COMPONENTS, BOTH EXISTING AND REPLACEMENT, TO THE NEW FIRE ALARM SYSTEM. CONTRACTOR SHALL:
 - VERIFY THAT ALL CONTROLLED DEVICES MONITORED BY THE EXISTING SMOKE CONTROL PANEL ARE RECONNECTED TO THE REPLACEMENT FIRE ALARM SYSTEM.
 - RECONNECT THE EXISTING BMS SYSTEM TO THE REPLACEMENT FIRE ALARM SYSTEM AND VERIFY THAT THE BMS ACCEPTS AND RESPONDS CORRECTLY TO ALL CONTROL MODES SIGNALLED BY THE FIRE ALARM SYSTEM.
 - VERIFY THAT ALL SEQUENCES LISTED ON THE FIRE CONTROL SEQUENCE (SHEET M0.0.01), THE STAIRWELL PRESSURIZATION SEQUENCE (SHEET M0.0.02), AND THE FIRE ALARM CONTROL DRAWINGS (SEE DIV 26 SHEETS) ARE IMPLEMENTED AND FUNCTIONALLY TESTED.

KEY NOTES:

- EXISTING AIR HANDLER EQUIPMENT. REFER TO GENERAL NOTES ABOVE.
- EXISTING FIRE-SMOKE DAMPERS. REFER TO GENERAL NOTES ABOVE.
- EXISTING STAIRWELL PRESSURIZATION SYSTEM CONTROL DAMPERS. REFER TO GENERAL NOTES ABOVE.

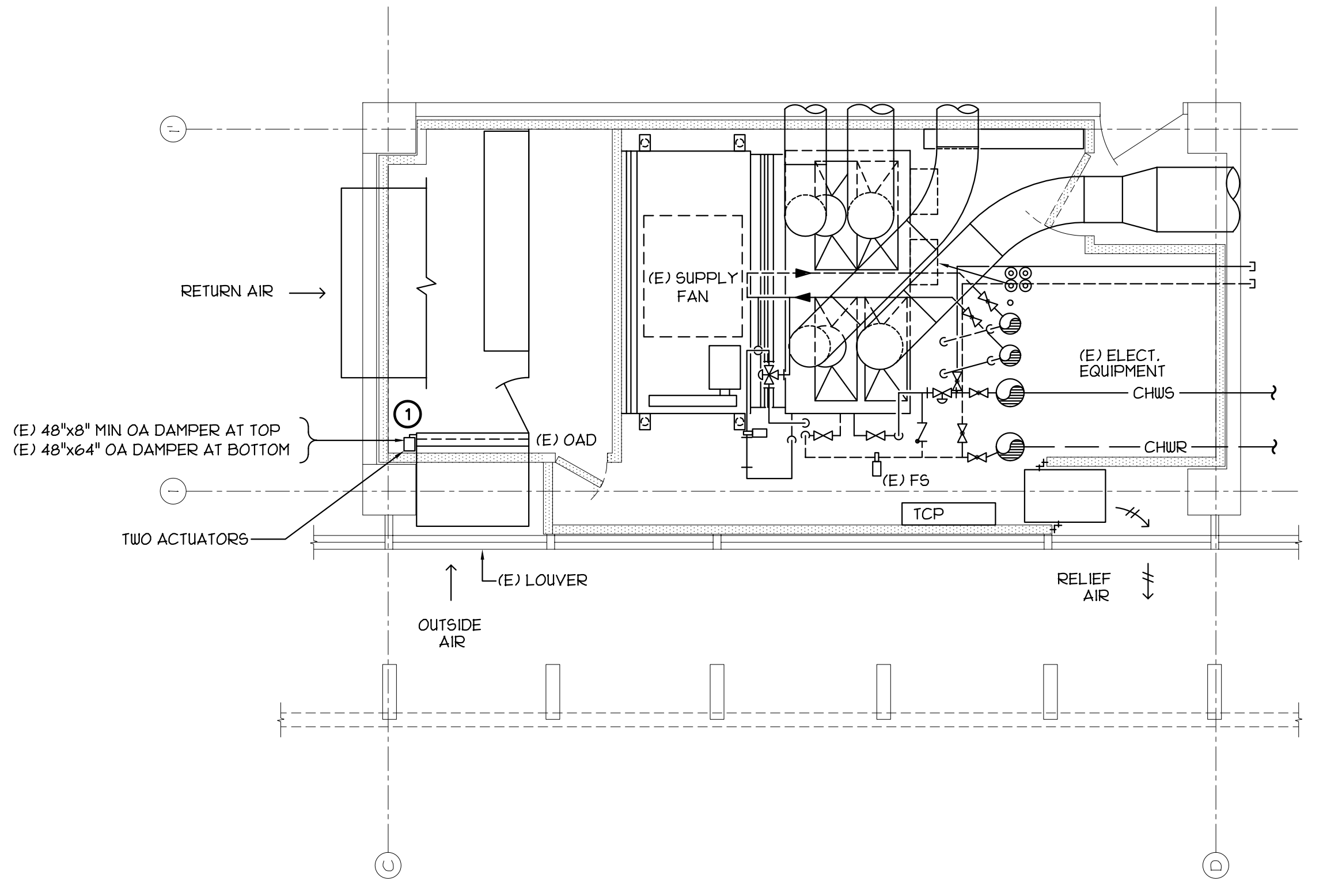
AGENCY APPROVAL



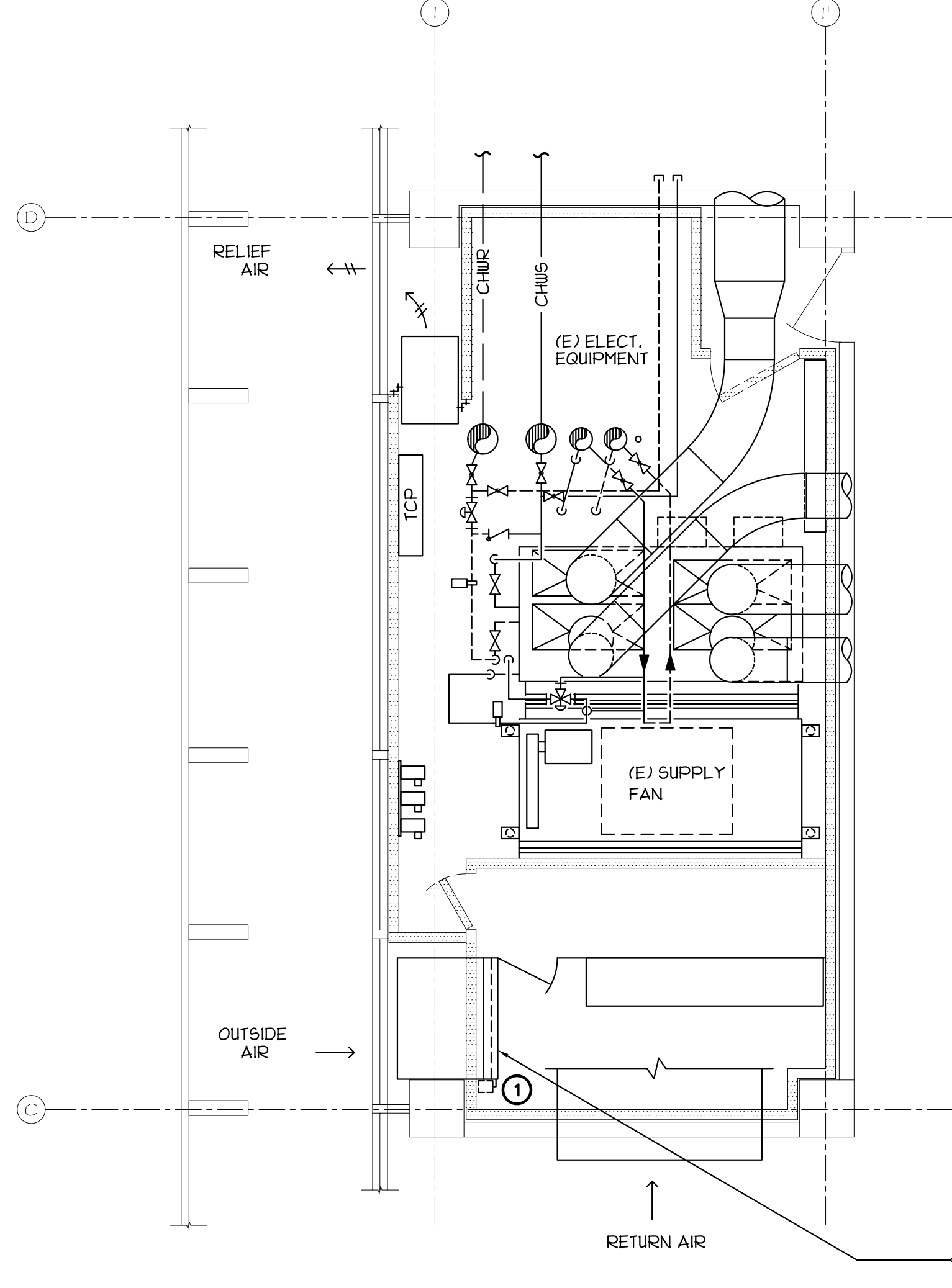
DEPARTMENT OF GENERAL SERVICES - FACILITIES MANAGEMENT DIVISION

OFFICE BUILDING 8 & 9 (039 & 045) - FIRE LIFE SAFE UPGRADE

744 P STREET, SACRAMENTO, CA 95814
CONSTRUCTION DOCUMENTS



BUILDING 8 - TYPICAL FAN ROOM FLOOR PLAN
 SCALE : 1/4" = 1'-0"
 1
 M3.0.01



BUILDING 9 - TYPICAL FAN ROOM FLOOR PLAN
 SCALE : 1/4" = 1'-0"
 2
 M3.0.01

SEAL



DATE SIGNED: 10-8-24

SCALE

AS INDICATED

REVISIONS

NO.	DESCRIPTION	DATE

DRAWN BY _____
 APPROVED BY _____
 CHECKED BY _____
 DATE _____

TITLE
**BUILDINGS 8 & 9
 ENLARGED
 FLOOR PLANS**


PROJECT NO.

M3.0.01

SHEET NO. ISSUE DATE: OCTOBER 25, 2024

Dewberry Architects Inc.
301 N Lake Ave Suite 320
Pasadena, CA 91104-5112
916.239.7244 Phone
916.239.7245 Fax


AGENCY APPROVAL



SHEET INDEX		SHEET INDEX	
SHEET	DESCRIPTION	SHEET	DESCRIPTION
E0.01	SYMBOL LEGEND AND NOTES	E2.8.04	FOURTH FLOOR PLAN - NEW FIRE ALARM
E0.02	DRAWING INDEX	E2.8.05	FIFTH FLOOR PLAN - NEW FIRE ALARM
E1.0.00	SITE PLAN - DEMO ELECTRICAL	E2.8.06	SIXTH FLOOR PLAN - NEW FIRE ALARM
E1.2.00	SITE PLAN - ELECTRICAL	E2.8.07	SEVENTH FLOOR PLAN - NEW FIRE ALARM
E1.8.00	BASEMENT FLOOR PLAN - DEMO FIRE ALARM	E2.8.08	EIGHTH FLOOR PLAN - NEW FIRE ALARM
E1.8.01	FIRST FLOOR PLAN - DEMO FIRE ALARM	E2.8.09	NINTH FLOOR PLAN - NEW FIRE ALARM
E1.8.02	SECOND FLOOR PLAN - DEMO FIRE ALARM	E2.8.10	TENTH FLOOR PLAN - NEW FIRE ALARM
E1.8.03	THIRD FLOOR PLAN - DEMO FIRE ALARM	E2.8.11	ELEVENTH FLOOR PLAN - NEW FIRE ALARM
E1.8.04	FOURTH FLOOR PLAN - DEMO FIRE ALARM	E2.8.12	TWELFTH FLOOR PLAN - NEW FIRE ALARM
E1.8.05	FIFTH FLOOR PLAN - DEMO FIRE ALARM	E2.8.13	THIRTEENTH FLOOR PLAN - NEW FIRE ALARM
E1.8.06	SIXTH FLOOR PLAN - DEMO FIRE ALARM	E2.8.14	FOURTEENTH FLOOR PLAN - NEW FIRE ALARM
E1.8.07	SEVENTH FLOOR PLAN - DEMO FIRE ALARM	E2.8.15	FIFTEENTH FLOOR PLAN - NEW FIRE ALARM
E1.8.08	EIGHTH FLOOR PLAN - DEMO FIRE ALARM	E2.8.16	SIXTEENTH FLOOR PLAN - NEW FIRE ALARM
E1.8.09	NINTH FLOOR PLAN - DEMO FIRE ALARM	E2.8.17	SEVENTEENTH FLOOR PLAN - NEW FIRE ALARM
E1.8.10	TENTH FLOOR PLAN - DEMO FIRE ALARM	E2.8.18	EIGHTEENTH FLOOR PLAN - NEW FIRE ALARM
E1.8.11	ELEVENTH FLOOR PLAN - DEMO FIRE ALARM	E2.8.19	NINETEENTH FLOOR PLAN - NEW FIRE ALARM
E1.8.12	TWELFTH FLOOR PLAN - DEMO FIRE ALARM	E2.8.20	ROOF PLAN - NEW FIRE ALARM
E1.8.13	THIRTEENTH FLOOR PLAN - DEMO FIRE ALARM		
E1.8.14	FOURTEENTH FLOOR PLAN - DEMO FIRE ALARM		
E1.8.15	FIFTEENTH FLOOR PLAN - DEMO FIRE ALARM		
E1.8.16	SIXTEENTH FLOOR PLAN - DEMO FIRE ALARM		
E1.8.17	SEVENTEENTH FLOOR PLAN - DEMO FIRE ALARM		
E1.8.18	EIGHTEENTH FLOOR PLAN - DEMO FIRE ALARM		
E1.8.19	NINETEENTH FLOOR PLAN - DEMO FIRE ALARM		
E1.8.20	ROOF PLAN - DEMO FIRE ALARM		
E2.8.00	BASEMENT FLOOR PLAN - NEW FIRE ALARM		
E2.8.01	FIRST FLOOR PLAN - NEW FIRE ALARM		
E2.8.02	SECOND FLOOR PLAN - NEW FIRE ALARM		
E2.8.03	THIRD FLOOR PLAN - NEW FIRE ALARM		

SHEET INDEX		SHEET INDEX	
SHEET	DESCRIPTION	SHEET	DESCRIPTION
E1.9.00	BASEMENT FLOOR PLAN - DEMO FIRE ALARM	E2.9.06	SIXTH FLOOR PLAN - NEW FIRE ALARM
E1.9.01	FIRST FLOOR PLAN - DEMO FIRE ALARM	E2.9.07	SEVENTH FLOOR PLAN - NEW FIRE ALARM
E1.9.02	SECOND FLOOR PLAN - DEMO FIRE ALARM	E2.9.08	EIGHTH FLOOR PLAN - NEW FIRE ALARM
E1.9.03	THIRD FLOOR PLAN - DEMO FIRE ALARM	E2.9.09	NINTH FLOOR PLAN - NEW FIRE ALARM
E1.9.04	FOURTH FLOOR PLAN - DEMO FIRE ALARM	E2.9.10	TENTH FLOOR PLAN - NEW FIRE ALARM
E1.9.05	FIFTH FLOOR PLAN - DEMO FIRE ALARM	E2.9.11	ELEVENTH FLOOR PLAN - NEW FIRE ALARM
E1.9.06	SIXTH FLOOR PLAN - DEMO FIRE ALARM	E2.9.12	TWELFTH FLOOR PLAN - NEW FIRE ALARM
E1.9.07	SEVENTH FLOOR PLAN - DEMO FIRE ALARM	E2.9.13	THIRTEENTH FLOOR PLAN - NEW FIRE ALARM
E1.9.08	EIGHTH FLOOR PLAN - DEMO FIRE ALARM	E2.9.14	FOURTEENTH FLOOR PLAN - NEW FIRE ALARM
E1.9.09	NINTH FLOOR PLAN - DEMO FIRE ALARM	E2.9.15	FIFTEENTH FLOOR PLAN - NEW FIRE ALARM
E1.9.10	TENTH FLOOR PLAN - DEMO FIRE ALARM	E2.9.16	SIXTEENTH FLOOR PLAN - NEW FIRE ALARM
E1.9.11	ELEVENTH FLOOR PLAN - DEMO FIRE ALARM	E2.9.17	SEVENTEENTH FLOOR PLAN - NEW FIRE ALARM
E1.9.12	TWELFTH FLOOR PLAN - DEMO FIRE ALARM	E2.9.18	EIGHTEENTH FLOOR PLAN - NEW FIRE ALARM
E1.9.13	THIRTEENTH FLOOR PLAN - DEMO FIRE ALARM	E2.9.19	NINETEENTH FLOOR PLAN - NEW FIRE ALARM
E1.9.14	FOURTEENTH FLOOR PLAN - DEMO FIRE ALARM	E2.9.20	ROOF PLAN - NEW FIRE ALARM
E1.9.15	FIFTEENTH FLOOR PLAN - DEMO FIRE ALARM	E5.00	PARTIAL ONE LINE DIAGRAM
E1.9.16	SIXTEENTH FLOOR PLAN - DEMO FIRE ALARM	E5.02	BUILDINGS #8 AND #9 FIRE ALARM RISER DIAGRAM
E1.9.17	SEVENTEENTH FLOOR PLAN - DEMO FIRE ALARM	E5.03	BUILDINGS #8 AND #9 FIRE ALARM SCHEMATIC DIAGRAM
E1.9.18	EIGHTEENTH FLOOR PLAN - DEMO FIRE ALARM	E5.04	BUILDING #8 PANEL SCHEDULES
E1.9.19	NINETEENTH FLOOR PLAN - DEMO FIRE ALARM	E5.05	BUILDING #9 PANEL SCHEDULES
E1.9.20	ROOF PLAN - DEMO FIRE ALARM	E6.00	BUILDINGS #8 AND #9 FIRE ALARM SOO AND GENERAL NOTES
E2.9.00	BASEMENT FLOOR PLAN - NEW FIRE ALARM	E7.00	BUILDINGS #8 AND #9 FIRE ALARM DETAILS AND WIRING DIAGRAMS
E2.9.01	FIRST FLOOR PLAN - NEW FIRE ALARM	E7.01	BUILDINGS #8 AND #9 FIRE FIGHTERS CENTRAL COMMAND GRAPHICS
E2.9.02	SECOND FLOOR PLAN - NEW FIRE ALARM	E7.02	FIRE ALARM CONTROL PANEL DETAIL
E2.9.03	THIRD FLOOR PLAN - NEW FIRE ALARM	E7.03	ELECTRICAL DETAILS
E2.9.04	FOURTH FLOOR PLAN - NEW FIRE ALARM	E7.04	ELECTRICAL DETAILS
E2.9.05	FIFTH FLOOR PLAN - NEW FIRE ALARM		

SEAL



SCALE

AS INDICATED

REVISIONS

NO.	DESCRIPTION	DATE

DRAWN BY

APPROVED BY

CHECKED BY

DATE

TITLE

DRAWING INDEX



JOB NO: 17-L155.11 PM AM
DESIGNER: AM
DRAWN BY: ECOM

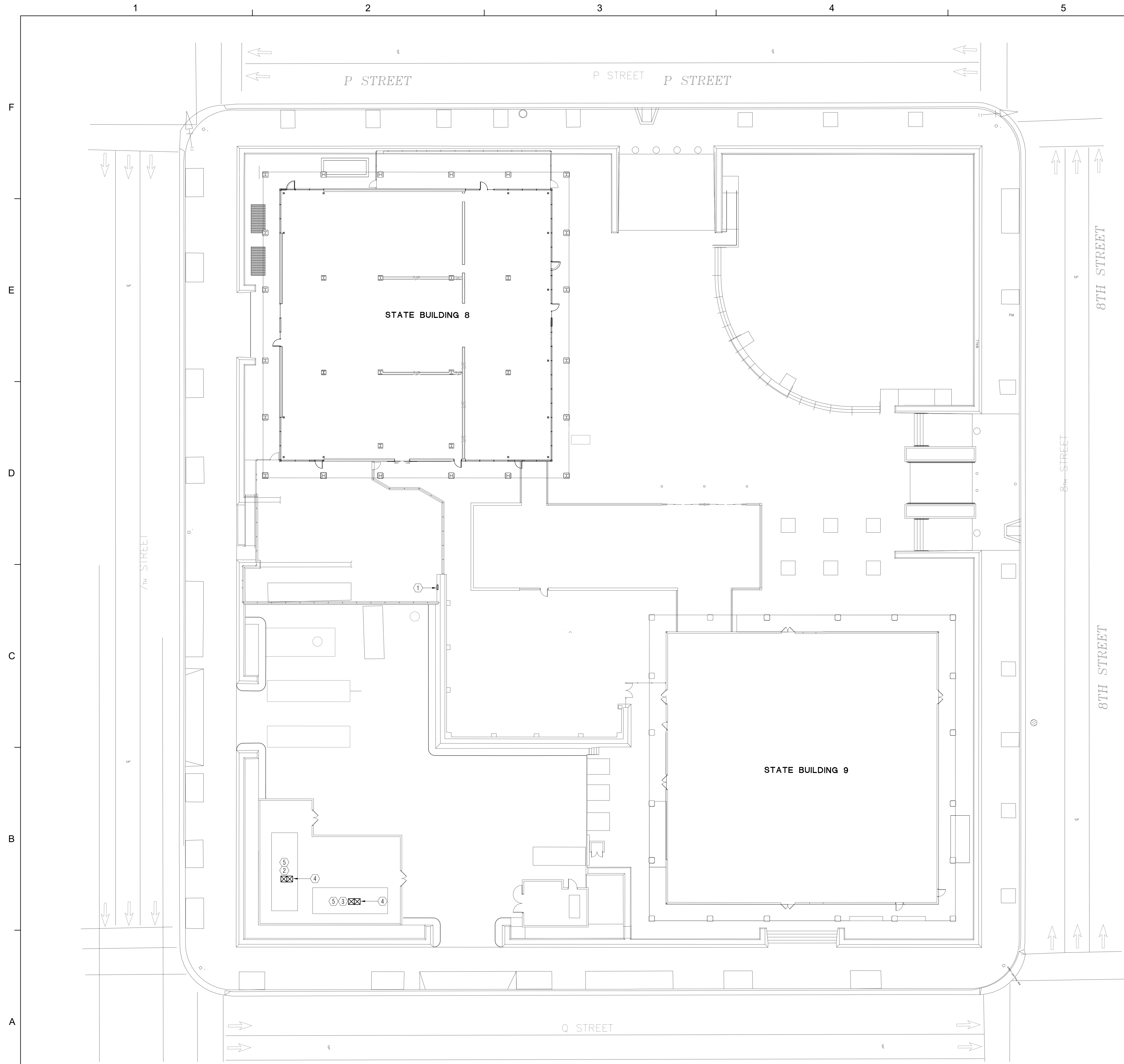
PROJECT NO.

E0.02

SHEET NO.

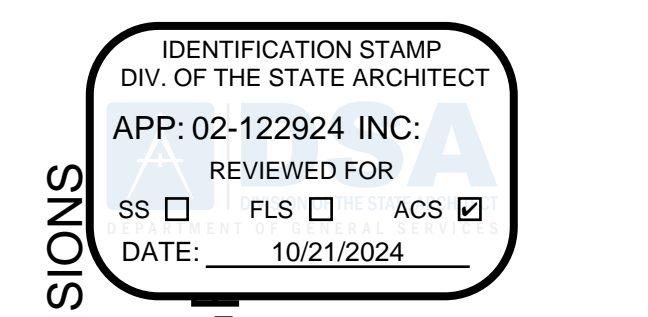

ISSUE DATE: OCTOBER 25, 2024

V2



NUMBERED NOTES

- ① EXISTING FIRE ALARM PANEL WP BELL SHALL BE REPLACED.
- ② EXISTING EMERGENCY GENERATOR WITH BUILT-IN FUEL TANK FEEDING BUILDING #8.
- ③ EXISTING EMERGENCY GENERATOR WITH BUILT-IN FUEL TANK FEEDING BUILDING #9.
- ④ GENERATOR MAIN TANK FUEL LEVEL, DAY TANK LEVEL AND GENERATOR RUNNING FIRE ALARM MONITORING.
- ⑤ REMOTE ANNUNCIATOR LOCATED IN FIRE CONTROL ROOM #90107.



DEPARTMENT OF GENERAL SERVICES - FACILITIES MANAGEMENT DIVISIONS
OFFICE BUILDING 8 & 9 (039 & 045) FIRE LIFE SAFETY UPGRADE
707 3rd Street, 3rd Floor, West Sacramento, CA 95605
CONSTRUCTION DOCUMENTS



SCALE AS INDICATED

REVISIONS

NO.	DESCRIPTION	DATE

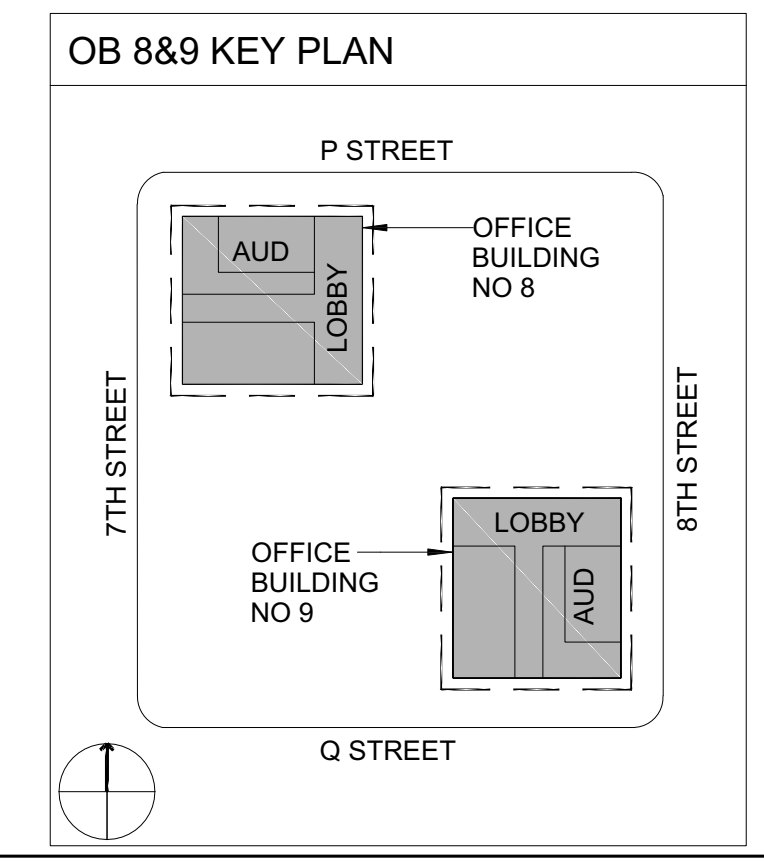
DRAWN BY _____ DRW
APPROVED BY _____ APR
CHECKED BY _____ CHK
DATE _____ 08 December, 2023

TITLE
SITE PLAN - DEMO ELECTRICAL

PROJECT NO. 00000000

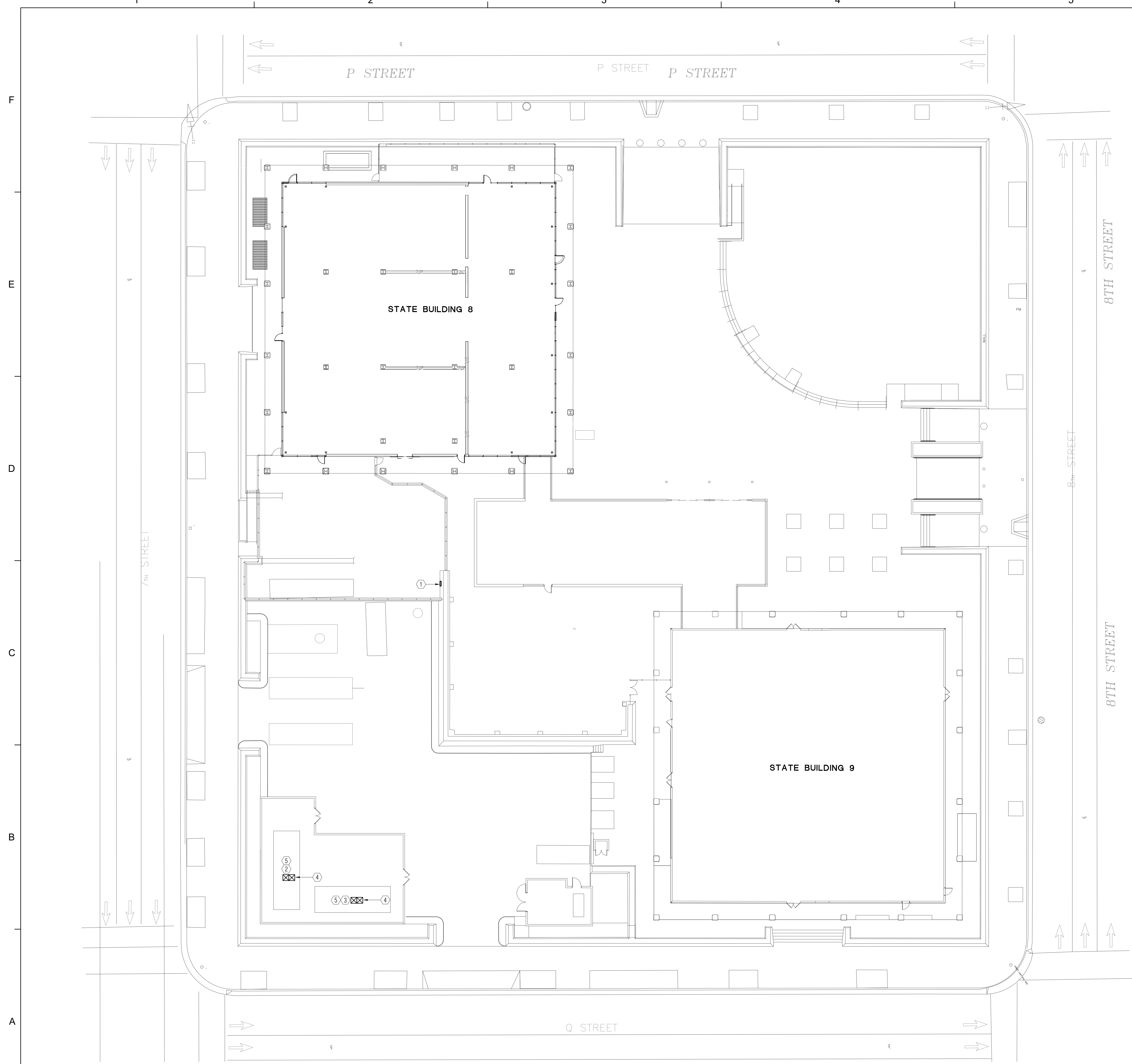
E1.0.00

SHEET NO. _____
ISSUE DATE: OCTOBER 25, 2024



JOB NO. 17-L155.11 PM AM
DESIGNERS AM
DRAWN BY ECOM

1 SITE PLAN - DEMO ELECTRICAL
1/16" = 1' - 0"



NUMBERED NOTES

- ① NEW FIRE ALARM PANEL.
- ② EXISTING EMERGENCY GENERATOR WITH BUILT-IN FUEL TANK FEEDING BUILDING #8.
- ③ EXISTING EMERGENCY GENERATOR WITH BUILT-IN FUEL TANK FEEDING BUILDING #9.
- ④ GENERATOR MAIN TANK FUEL LEVEL, DAY TANK LEVEL AND GENERATOR RUNNING FIRE ALARM MONITORING.
- ⑤ REMOTE ANNUNCIATOR LOCATED IN FIRE CONTROL ROOM #90107.


Dewberry
 Dewberry Architects Inc.
 301 N Lake Ave, Suite 320
 Pasadena, CA 91101-5112
 916.239.7244 Phone
 916.239.7245 Fax

AGENCY APPROVAL
OFFICE OF THE STATE FIRE MARSHAL
APPROVED FIRE AND PANIC ONLY

 Approval of this plan does not authorize or approve any omission or deviation from applicable regulations. Final approval is subject to field inspection. One set of approved plans shall be available on the project site at all times.

IDENTIFICATION STAMP
 DIV. OF THE STATE ARCHITECT
 APP: 02-122924 INC.
 REVIEWED FOR
 SS FLS ACS
 DATE: 10/21/2024

DEPARTMENT OF GENERAL SERVICES - FACILITIES MANAGEMENT DIVISIONS
OFFICE BUILDING 8 & 9 (039 & 045) FIRE LIFE SAFETY UPGRADE
 707 3rd Street, 3rd Floor, West Sacramento, CA 95605
 CONSTRUCTION DOCUMENTS

SEAL

 BENJAMIN SCHLEIKER
 No. E 021982
 Exp. 3/30/25
 ELECTRICAL
 STATE OF CALIFORNIA
 02-1982

SCALE
 AS INDICATED

REVISIONS

NO.	DESCRIPTION	DATE

DRAWN BY _____ DRW
 APPROVED BY _____ APR
 CHECKED BY _____ CHK
 DATE _____ 08 December, 2023

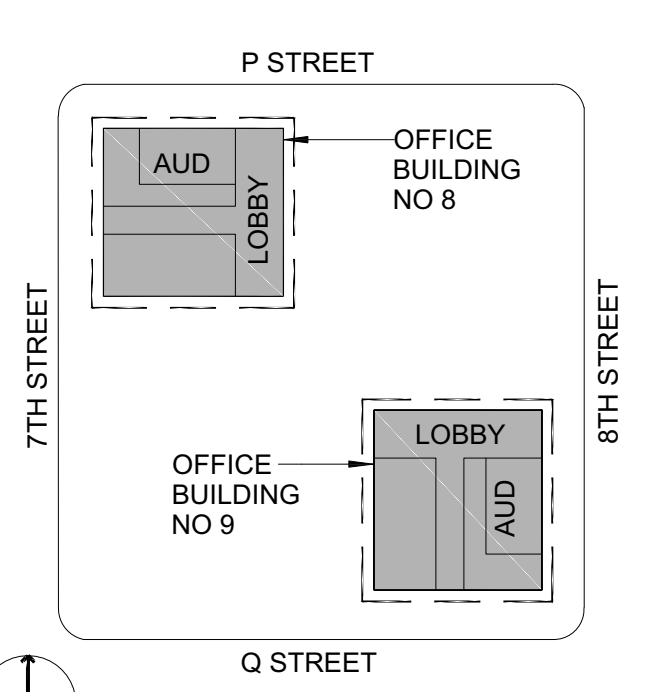
SITE PLAN - ELECTRICAL

PROJECT NO. 00000000

E1.2.00

SHEET NO. _____
 ISSUE DATE: OCTOBER 25, 2024

OB 8&9 KEY PLAN



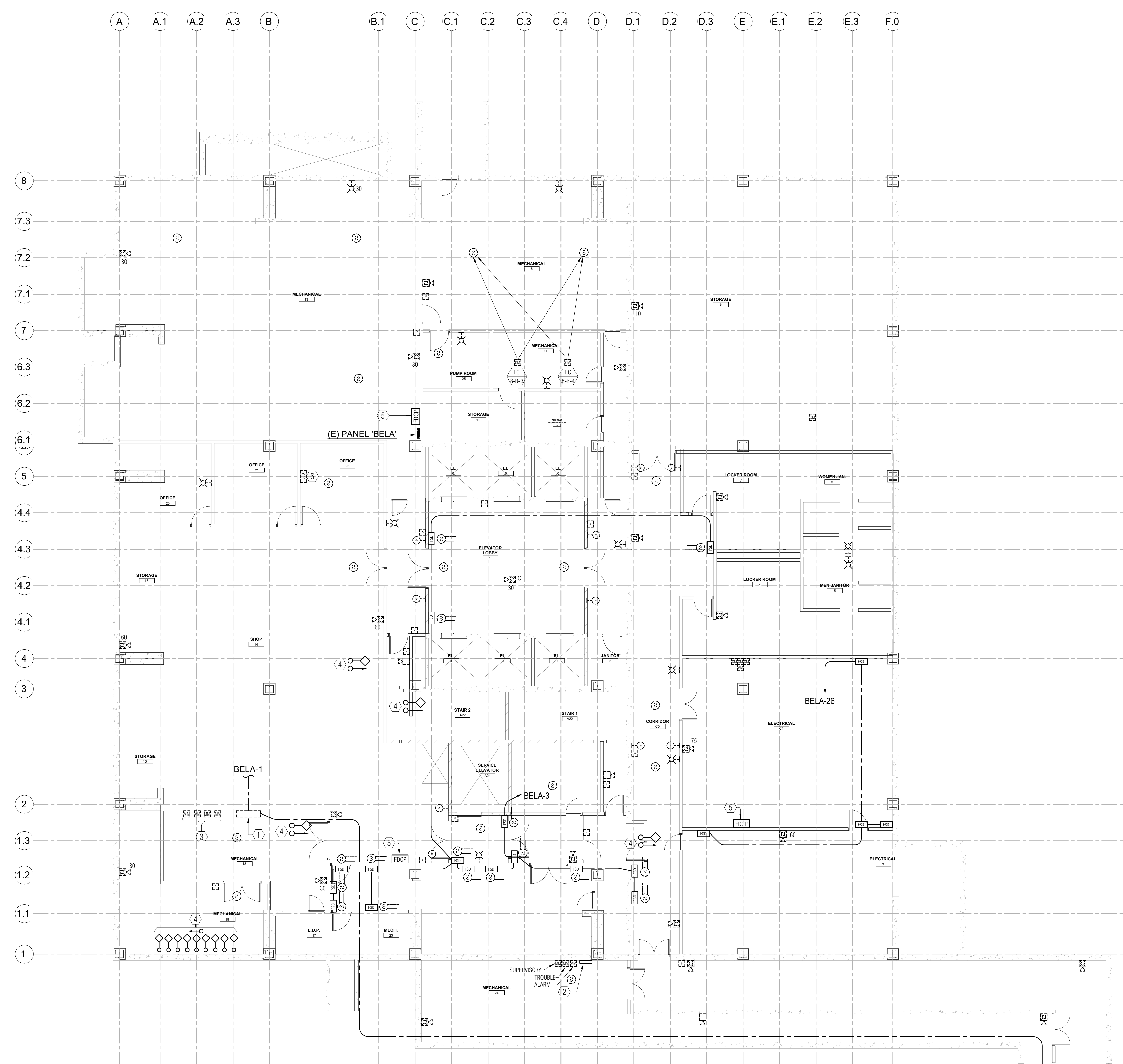
The key plan shows a simplified layout of the site. P STREET is at the top, Q STREET at the bottom, 7TH STREET on the left, and 8TH STREET on the right. Office Building 8 is located between P and Q streets, west of 8th Street. Office Building 9 is located between P and Q streets, east of 8th Street. A north arrow is present in the bottom left corner.

ECOM ENGINEERING
 1455 RESPONSE ROAD, SUITE 140
 SACRAMENTO, CA: 95815
 916.641.5600
 916.641.1640 FAX
 WWW.ECOMENG.COM

JOB NO. 17-L155.11 PM, AM
 DESIGNERS: AM
 DRAWN BY: ECOM

1 SITE PLAN - ELECTRICAL
 1/16" = 1' - 0"

1 2 3 4 5 6



SHEET NOTES

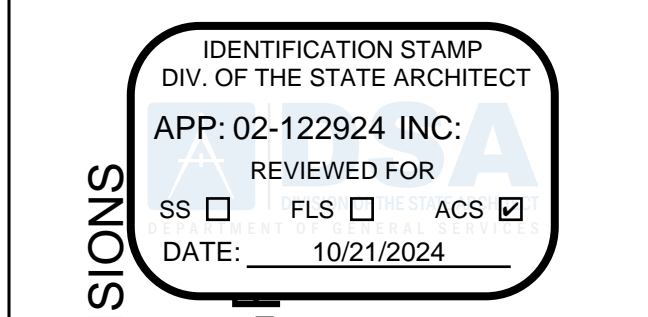
1. TYPICAL UNLESS OTHERWISE NOTED, EXISTING DEVICES SHOWN SOLID ARE EXISTING TO REMAIN. MAINTAIN CIRCUIT CONTINUITY.
2. TYPICAL UNLESS OTHERWISE NOTED, EXISTING DEVICES SHOWN DASHED SHALL BE REMOVED, INCLUDING OUTLET BOX, CONDUIT AND WIRE.

NUMBERED NOTES


- ① EXISTING FIRE ALARM CABINET SHALL BE REMOVED AFTER COMPLETE INSTALLATION AND TESTING OF NEW FIRE ALARM PANEL.
- ② EXISTING CLEAN AGENT FIRE SUPPRESSION FIRE ALARM PANEL TO REMAIN.
- ③ FIRE PUMP 8-1 & 8-2 CONTROLLERS. MONITOR PUMP RUNNING & POWER LOSS.
- ④ FIRE PUMP TAMPER AND FLOW SWITCHES SHALL REMAIN.
- ⑤ EXISTING FAN/DAMPER CONTROL PANEL TO REMAIN.
- ⑥ EXISTING LCD REMOTE ANNUNCIATOR SHALL BE REMOVED.



Dewberry Architects Inc.
301 N Lake Ave Suite 320
Pasadena, CA 91101-5112
916.239.7244 Phone
916.239.7245 Fax



DEPARTMENT OF GENERAL SERVICES - FACILITIES MANAGEMENT DIVISIONS
OFFICE BUILDING 8 & 9 (039 & 045) FIRE LIFE SAFETY UPGRADE
 707 3rd Street, 3rd Floor, West Sacramento, CA 95605
 CONSTRUCTION DOCUMENTS



SCALE: AS INDICATED

NO.	DESCRIPTION	DATE

DRAWN BY: _____ DRW
 APPROVED BY: _____ APR
 CHECKED BY: _____ CHK
 DATE: _____ 08 December, 2023

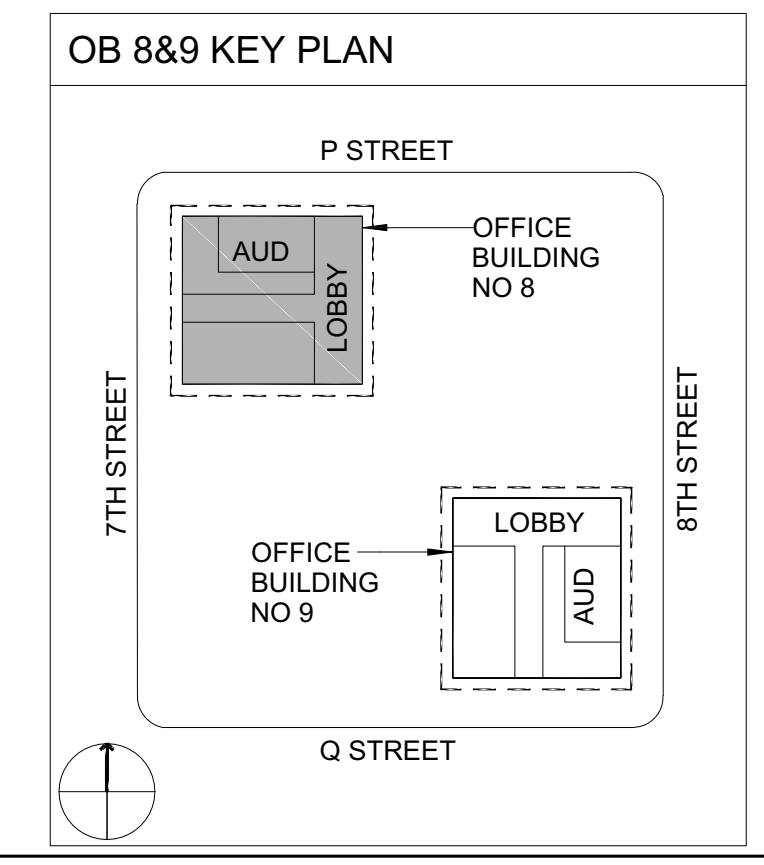
BASEMENT FLOOR PLAN - DEMO FIRE ALARM

PROJECT NO. 00000000

E1.8.00

SHEET NO. ISSUE DATE: OCTOBER 25, 2024

1 OFFICE BUILDING #8 - BASEMENT FLOOR PLAN - DEMO FIRE ALARM
SCALE: 1/8" = 1'-0"



ECOM ENGINEERING
1455 RESPONSE ROAD, SUITE 140
SACRAMENTO, CA: 95815
916.641.5600
916.641.1640 FAX
WWW.ECOMENG.COM

JOB NO. 17-L155.11 PW, AM
DESIGNER: AM
DRAWN BY: ECOM

AGENCY APPROVAL

OFFICE OF THE STATE FIRE MARSHAL
APPROVED FIRE AND PANIC ONLY



Approval of this plan does not authorize or approve any omission or deviation from applicable regulations. Final approval is subject to field inspection. One set of approved plans shall be available on the project site at all times.

IDENTIFICATION STAMP
DIV. OF THE STATE ARCHITECT
APP: 02-122924 INC:
REVIEWED FOR
SS FLS ACS
DATE: 10/21/2024

DEPARTMENT OF GENERAL SERVICES - FACILITIES MANAGEMENT DIVISIONS

OFFICE BUILDING 8 & 9 (039 & 045) FIRE LIFE SAFETY UPG

707 3rd Street, 3rd Floor, West Sacramento, CA 95605
CONSTRUCTION DOCUMENTS

SCALE

AS INDICATED

REVISIONS

NO.	DESCRIPTION	DATE

DRAWN BY _____ DRW
APPROVED BY _____ APR
CHECKED BY _____ CHK
DATE _____ 08 December, 2023

TITLE

**FIRST FLOOR PLAN
- DEMO FIRE
ALARM**

PROJECT NO. 00000000

E1.8.01

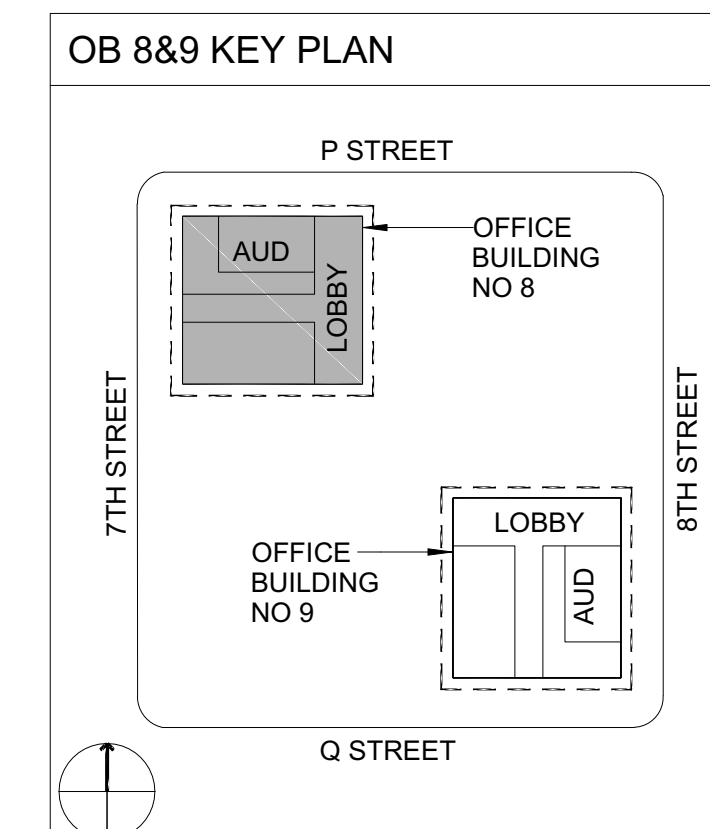
SHEET NO. ISSUE DATE: OCTOBER 25, 2024

SHEET NOTES

1. TYPICAL UNLESS OTHERWISE NOTED, EXISTING DEVICES SHOWN SOLID ARE EXISTING TO REMAIN. MAINTAIN CIRCUIT CONTINUITY.
2. TYPICAL UNLESS OTHERWISE NOTED, EXISTING DEVICES SHOWN DASHED SHALL BE REMOVED, INCLUDING OUTLET BOX, CONDUIT AND WIRE.

NUMBERED NOTES

- ① EXISTING FIRE ALARM CABINET SHALL BE REMOVED AFTER COMPLETE INSTALLATION AND TESTING OF NEW FIRE ALARM PANEL.
- ② EXISTING LCD REMOTE ANNUNCIATOR SHALL BE REMOVED.
- ③ EXISTING SECURITY SYSTEM CONTROL CABINET, EXISTING INTERFACE INPUT CONTROL SIGNAL FROM FIRE ALARM SYSTEM, AND SECURITY OUTPUT SIGNAL TO FIRE ALARM SYSTEM SHALL BE REMOVED.
- ④ FIRE PROTECTION SYSTEM TAMPER & FLOW SWITCH SHALL REMAIN.



ECOM ENGINEERING
1455 RESPONSE ROAD, SUITE 140
SACRAMENTO, CA: 95815
916.641.5600
916.641.1640 FAX
WWW.ECOMENG.COM

JOB NO. 17-L155.11 PM AM
DESIGNERS AM
DRAWN BY ECOM



OFFICE BUILDING #8 - FIRST FLOOR PLAN - DEMO FIRE ALARM

SCALE: 1/8" = 1'-0"

AGENCY APPROVAL



Approval of this plan does not authorize or approve any omission or deviation from applicable regulations. Final approval is subject to field inspection. One set of approved plans shall be available on the project site at all times.

IDENTIFICATION STAMP
 DIV. OF THE STATE ARCHITECT
 APP: 02-122924 INC.
 REVIEWED FOR
 SS FLS ACS
 DATE: 10/21/2024


DEPARTMENT OF GENERAL SERVICES - FACILITIES MANAGEMENT DIVISIONS

OFFICE BUILDING 8 & 9 (039 & 045) FIRE LIFE SAFETY UPG

707 3rd Street, 3rd Floor, West Sacramento, CA 95605

CONSTRUCTION DOCUMENTS

SEAL



SCALE

AS INDICATED

REVISIONS

NO.	DESCRIPTION	DATE

DRAWN BY _____ DRW
 APPROVED BY _____ APR
 CHECKED BY _____ CHK
 DATE _____ 08 December, 2023

TITLE
**SECOND FLOOR
 PLAN - DEMO FIRE
 ALARM**

PROJECT NO. 00000000

E1.8.02

SHEET NO. _____
ISSUE DATE: OCTOBER 25, 2024

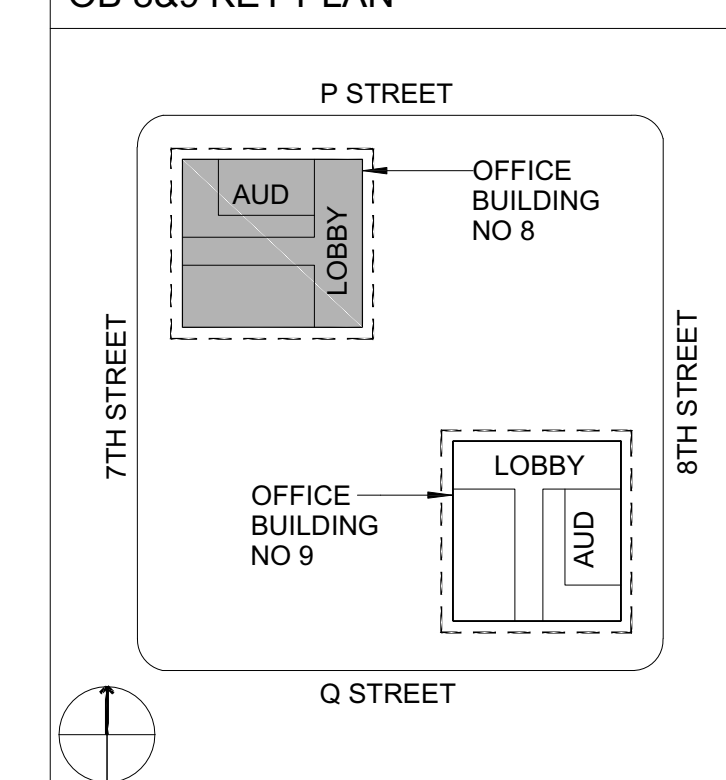
SHEET NOTES

1. TYPICAL UNLESS OTHERWISE NOTED, EXISTING DEVICES SHOWN SOLID ARE EXISTING TO REMAIN. MAINTAIN CIRCUIT CONTINUITY.
2. TYPICAL UNLESS OTHERWISE NOTED, EXISTING DEVICES SHOWN DASHED SHALL BE REMOVED, INCLUDING OUTLET BOX, CONDUIT AND WIRE.

NUMBERED NOTES

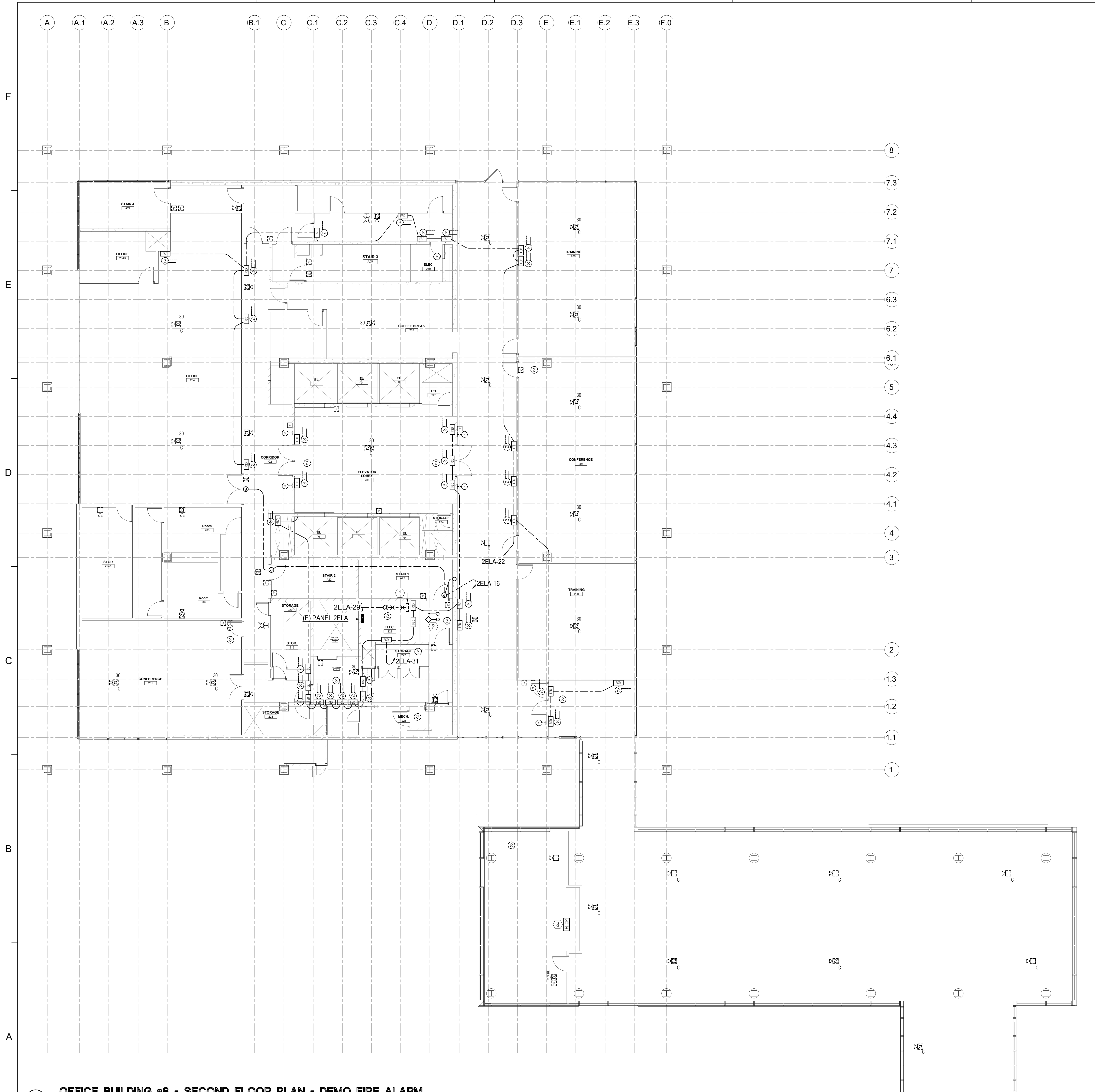
- ① EXISTING FIRE ALARM CABINET SHALL BE REMOVED AFTER COMPLETE INSTALLATION AND TESTING OF NEW FIRE ALARM PANEL.
- ② EXISTING FIRE PROTECTION SYSTEM TAMPER & FLOW SWITCH SHALL REMAIN.
- ③ EXISTING FAN/DAMPER CONTROL PANEL SHALL REMAIN.

OB 8&9 KEY PLAN



**ECOM
 ENGINEERING**
 1455 RESPONSE ROAD, SUITE 140
 SACRAMENTO, CA: 95815
 916.641.5600
 916.641.1640 FAX
 WWW.ECOMENG.COM

JOB NO. 17-L155.11 PM, AM
 DESIGNER: AM
 DRAWN BY: ECOM



OFFICE BUILDING #8 - SECOND FLOOR PLAN - DEMO FIRE ALARM
 SCALE: 1/8" = 1'-0"

SHEET NOTES

1. TYPICAL UNLESS OTHERWISE NOTED, EXISTING DEVICES SHOWN SOLID ARE EXISTING TO REMAIN. MAINTAIN CIRCUIT CONTINUITY.
2. TYPICAL UNLESS OTHERWISE NOTED, EXISTING DEVICES SHOWN DASHED SHALL BE REMOVED, INCLUDING OUTLET BOX, CONDUIT AND WIRE.



NUMBERED NOTES

- ① EXISTING FIRE ALARM CABINET SHALL BE REMOVED AFTER COMPLETE INSTALLATION AND TESTING OF NEW FIRE ALARM PANEL.
- ② EXISTING FAN/DAMPER CONTROL PANEL SHALL REMAIN.
- ③ EXISTING FIRE PROTECTION SYSTEM TAMPER & FLOW SWITCH SHALL REMAIN.

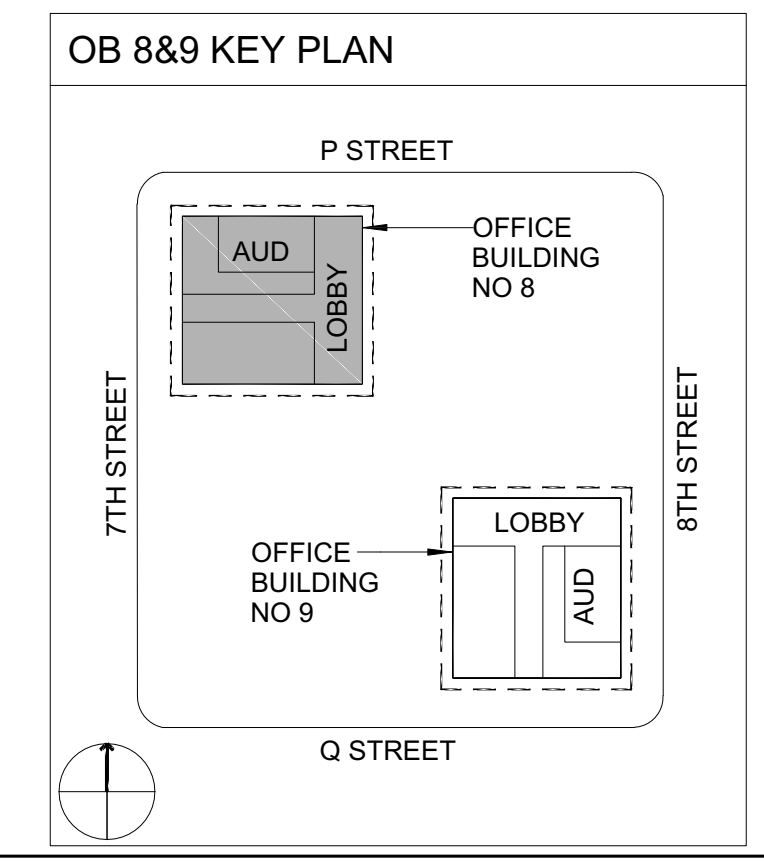
AGENCY APPROVAL



Approval of this plan does not authorize or approve any omission or deviation from applicable regulations. Final approval is subject to field inspection. One set of approved plans shall be available on the project site at all times.




1 OFFICE BUILDING #8 - THIRD FLOOR PLAN - DEMO FIRE ALARM
SCALE: 1/8" = 1'-0"



ECOM ENGINEERING
1455 RESPONSE ROAD, SUITE 140
SACRAMENTO, CA: 95815
916.641.5600
916.641.1640 FAX
WWW.ECOMENG.COM

JOB NO: 17-1155.11 PM, AM
DESIGNERS: AM
DRAWN BY: ECOM

DEPARTMENT OF GENERAL SERVICES - FACILITIES MANAGEMENT DIVISIONS
OFFICE BUILDING 8 & 9 (039 & 045) FIRE LIFE SAFETY UPGRADE
 707 3rd Street, 3rd Floor, West Sacramento, CA 95605
 CONSTRUCTION DOCUMENTS



SCALE: AS INDICATED

NO.	DESCRIPTION	DATE

DRAWN BY: _____ DRW
APPROVED BY: _____ APR
CHECKED BY: _____ CHK
DATE: 08 December, 2023

TITLE: **THIRD FLOOR PLAN - DEMO FIRE ALARM**

PROJECT NO. 00000000

E1.8.03

SHEET NO. ISSUE DATE: OCTOBER 25, 2024

SHEET NOTES

1. TYPICAL UNLESS OTHERWISE NOTED, EXISTING DEVICES SHOWN SOLID ARE EXISTING TO REMAIN. MAINTAIN CIRCUIT CONTINUITY.
2. TYPICAL UNLESS OTHERWISE NOTED, EXISTING DEVICES SHOWN DASHED SHALL BE REMOVED, INCLUDING OUTLET BOX, CONDUIT AND WIRE.

NUMBERED NOTES

- ① EXISTING FIRE ALARM CABINET SHALL BE REMOVED AFTER COMPLETE INSTALLATION AND TESTING OF NEW FIRE ALARM PANEL.
- ② EXISTING FAN/DAMPER CONTROL PANEL SHALL REMAIN.
- ③ EXISTING FIRE PROTECTION SYSTEM TAMPER & FLOW SWITCH SHALL REMAIN.

AGENCY APPROVAL

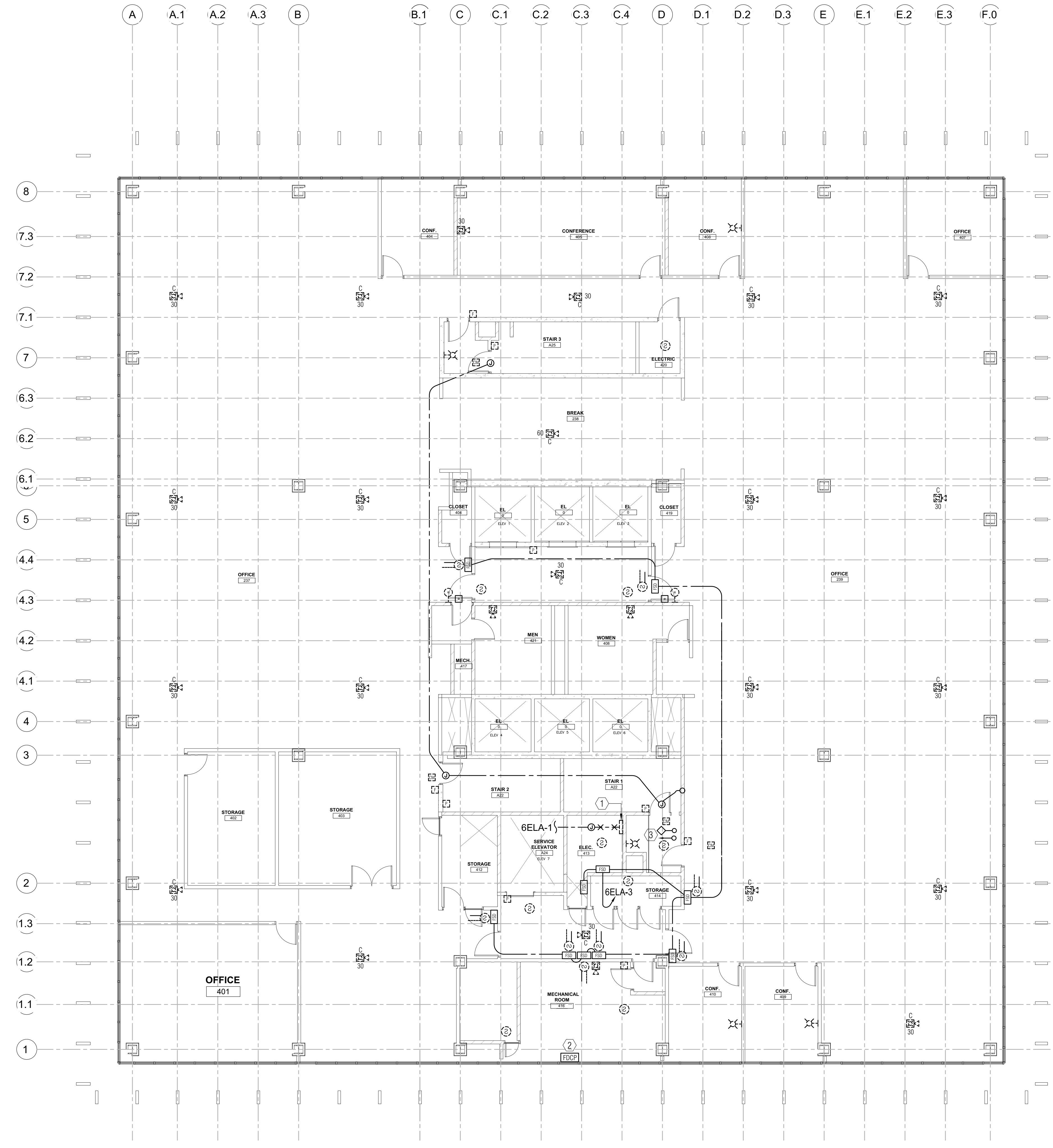
OFFICE OF THE STATE FIRE MARSHAL
APPROVED FIRE AND PANIC ONLY



Approval of this plan does not authorize or approve any omission or deviation from applicable regulations. Final approval is subject to field inspection. One set of approved plans shall be available on the project site at all times.

IDENTIFICATION STAMP
DIV. OF THE STATE ARCHITECT
APP: 02-122924 INC.
REVIEWED FOR
SS FLS ACS
DATE: 10/21/2024

F
E
D
C
B
A



1 OFFICE BUILDING #8 - FOURTH FLOOR PLAN - DEMO FIRE ALARM
SCALE: 1/8" = 1'-0"

DEPARTMENT OF GENERAL SERVICES - FACILITIES MANAGEMENT DIVISIONS

OFFICE BUILDING 8 & 9 (039 & 045) FIRE LIFE SAFETY UPGRADE

707 3rd Street, 3rd Floor, West Sacramento, CA 95605
CONSTRUCTION DOCUMENTS

SEAL



SCALE

AS INDICATED

REVISIONS

NO.	DESCRIPTION	DATE

DRAWN BY _____ DRW
APPROVED BY _____ APR
CHECKED BY _____ CHK
DATE _____ 08 December, 2023

TITLE

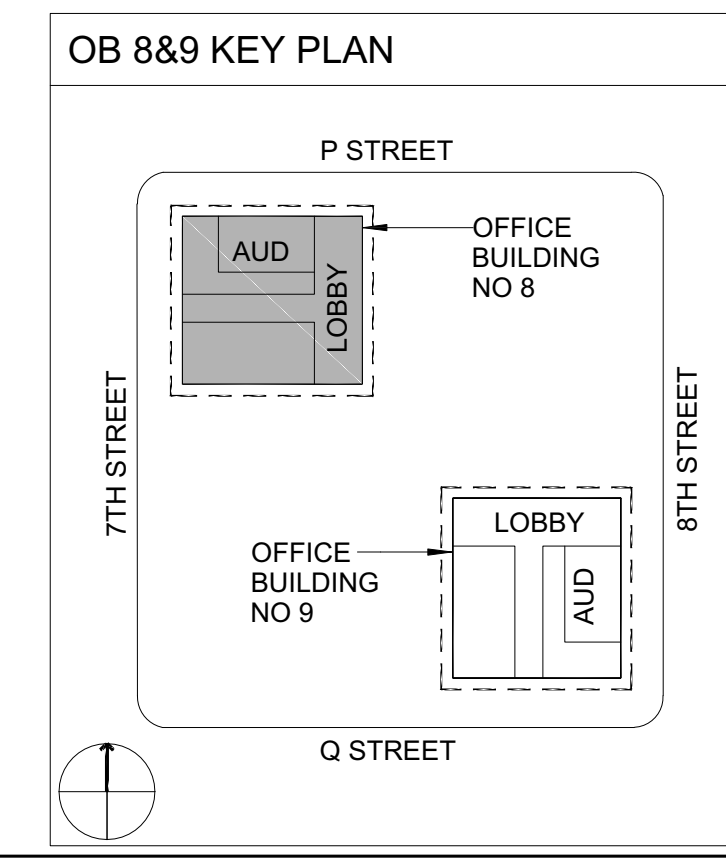
FOURTH FLOOR PLAN - DEMO FIRE ALARM

PROJECT NO. 00000000

E1.8.04

SHEET NO. _____

ISSUE DATE: OCTOBER 25, 2024



ECOM ENGINEERING
1455 RESPONSE ROAD, SUITE 140
SACRAMENTO, CA 95815
916.641.5600
916.641.1640 FAX
WWW.ECOMENG.COM

JOB NO. 17-1155.11 PW, AM
DESIGNERS: AM
DRAWN BY: ECOM

SHEET NOTES

1. TYPICAL UNLESS OTHERWISE NOTED, EXISTING DEVICES SHOWN SOLID ARE EXISTING TO REMAIN, MAINTAIN CIRCUIT CONTINUITY.
2. TYPICAL UNLESS OTHERWISE NOTED, EXISTING DEVICES SHOWN DASHED SHALL BE REMOVED, INCLUDING OUTLET BOX, CONDUIT AND WIRE.

NUMBERED NOTES

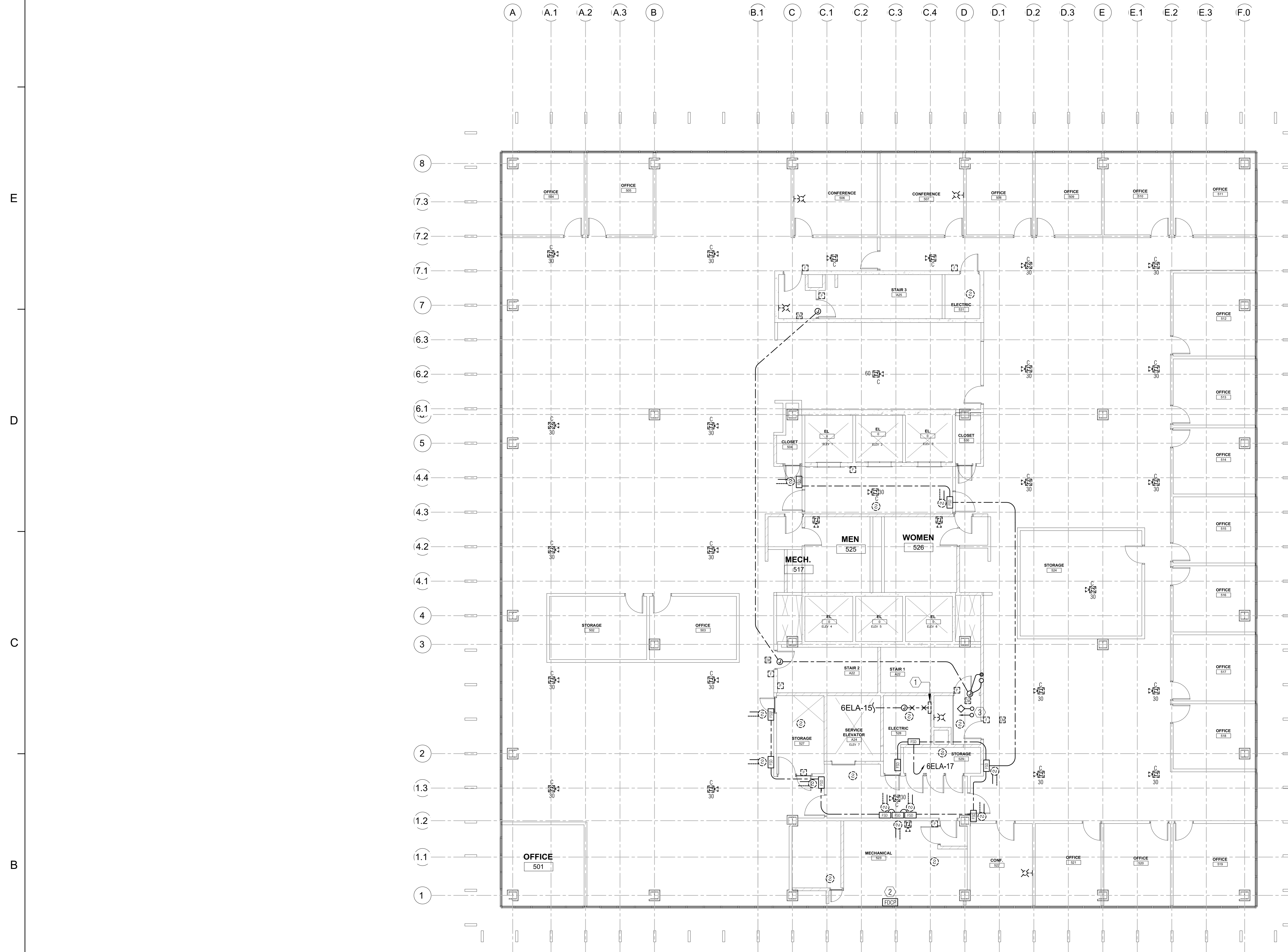
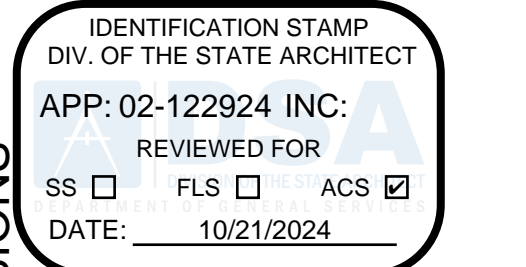
- ① EXISTING FIRE ALARM CABINET SHALL BE REMOVED AFTER COMPLETE INSTALLATION AND TESTING OF NEW FIRE ALARM PANEL.
- ② EXISTING FAN/DAMPER CONTROL PANEL SHALL REMAIN.
- ③ EXISTING FIRE PROTECTION SYSTEM TAMPER & FLOW SWITCH SHALL REMAIN.

AGENCY APPROVAL

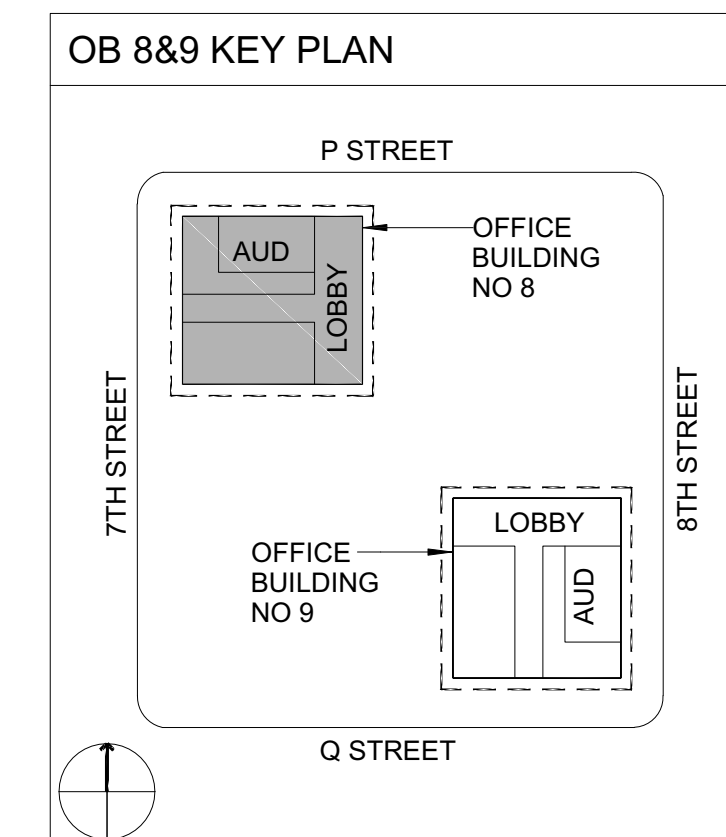
OFFICE OF THE STATE FIRE MARSHAL
APPROVED FIRE AND PANIC ONLY



Approval of this plan does not authorize or approve any omission or deviation from applicable regulations. Final approval is subject to field inspection. One set of approved plans shall be available on the project site at all times.




1 OFFICE BUILDING #8 - FIFTH FLOOR PLAN - DEMO FIRE ALARM
SCALE: 1/8" = 1'-0"



ECOM ENGINEERING
1455 RESPONSE ROAD, SUITE 140
SACRAMENTO, CA: 95815
916.641.5600
916.641.1640 FAX
WWW.ECOMENG.COM

JOB NO. 17-L155.11 PM, AM
DESIGNERS: AM
DRAWN BY: ECOM

DEPARTMENT OF GENERAL SERVICES - FACILITIES MANAGEMENT DIVISIONS
OFFICE BUILDING 8 & 9 (039 & 045) FIRE LIFE SAFETY UPGRADE
 707 3rd Street, 3rd Floor, West Sacramento, CA 95605
 CONSTRUCTION DOCUMENTS



SCALE: AS INDICATED

REVISIONS

NO.	DESCRIPTION	DATE

DRAWN BY: _____ DRW
 APPROVED BY: _____ APR
 CHECKED BY: _____ CHK
 DATE: _____ 08 December, 2023

FIFTH FLOOR PLAN - DEMO FIRE ALARM

PROJECT NO. 00000000

E1.8.05

SHEET NO. _____
 ISSUE DATE: OCTOBER 25, 2024

SHEET NOTES

1. TYPICAL UNLESS OTHERWISE NOTED, EXISTING DEVICES SHOWN SOLID ARE EXISTING TO REMAIN. MAINTAIN CIRCUIT CONTINUITY.
2. TYPICAL UNLESS OTHERWISE NOTED, EXISTING DEVICES SHOWN DASHED SHALL BE REMOVED, INCLUDING OUTLET BOX, CONDUIT AND WIRE.

NUMBERED NOTES

- ① EXISTING FIRE ALARM CABINET SHALL BE REMOVED AFTER COMPLETE INSTALLATION AND TESTING OF NEW FIRE ALARM PANEL.
- ② EXISTING FAN/DAMPER CONTROL PANEL SHALL REMAIN.
- ③ EXISTING FIRE PROTECTION SYSTEM TAMPER & FLOW SWITCH SHALL REMAIN.

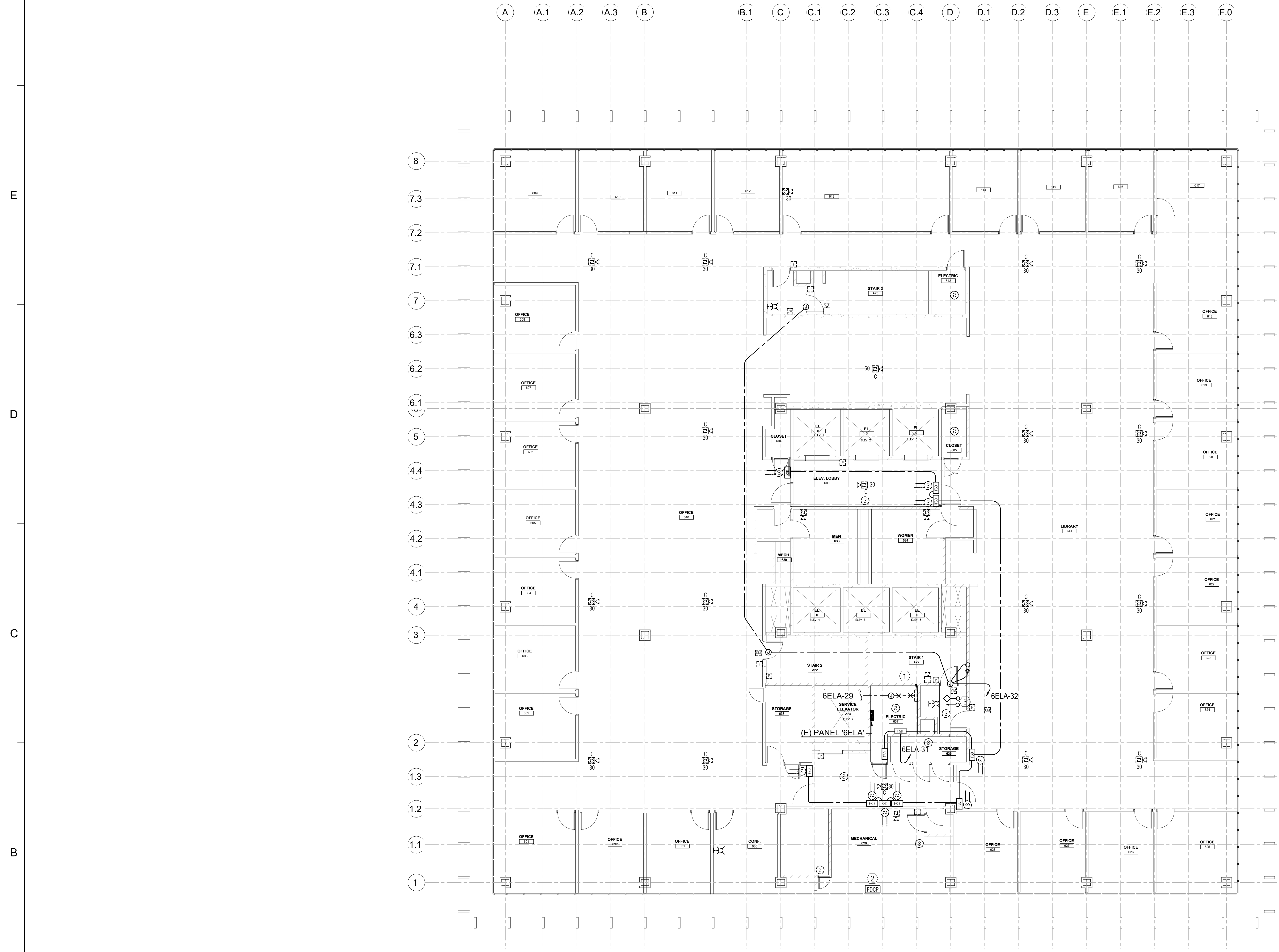
AGENCY APPROVAL

OFFICE OF THE STATE FIRE MARSHAL
APPROVED FIRE AND PANIC ONLY

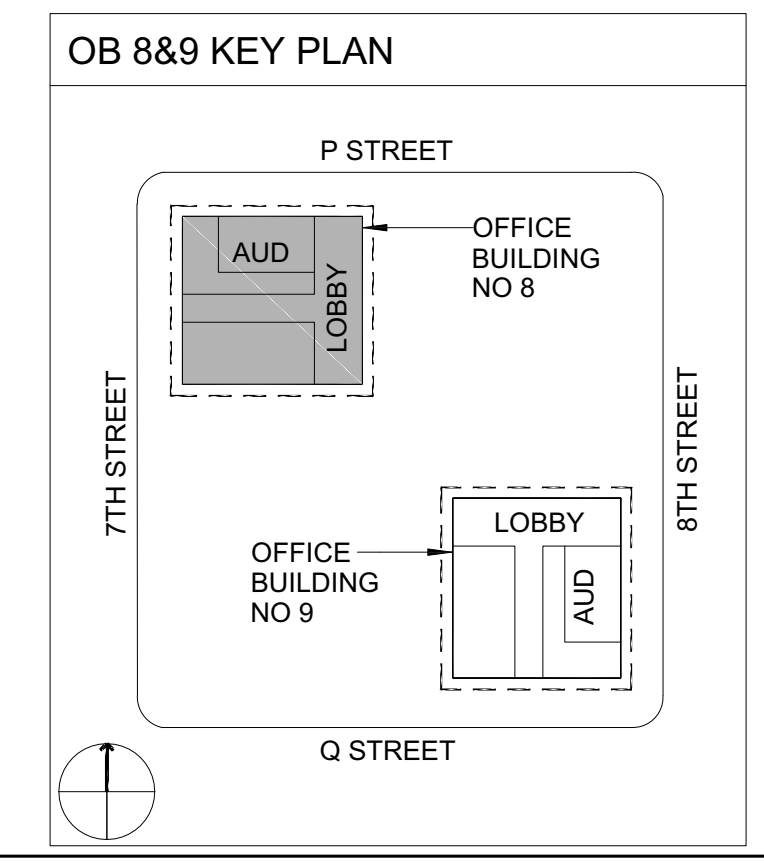


Approval of this plan does not authorize or approve any omission or deviation from applicable regulations. Final approval is subject to field inspection. One set of approved plans shall be available on the project site at all times.

IDENTIFICATION STAMP
DIV. OF THE STATE ARCHITECT
APP: 02-122924 INC.
REVIEWED FOR
SS FLS ACS
DATE: 10/21/2024




1 OFFICE BUILDING #8 - SIXTH FLOOR PLAN - DEMO FIRE ALARM
SCALE: 1/8" = 1'-0"



ECOM ENGINEERING
1455 RESPONSE ROAD, SUITE 140
SACRAMENTO, CA: 95815
916.641.5600
916.641.1640 FAX
WWW.ECOMENG.COM

JOB NO: 17-L155.11 PM, AM
DESIGNERS: AM
DRAWN BY: ECOM

DEPARTMENT OF GENERAL SERVICES - FACILITIES MANAGEMENT DIVISIONS
OFFICE BUILDING 8 & 9 (039 & 045) FIRE LIFE SAFETY UPGRADE
 707 3rd Street, 3rd Floor, West Sacramento, CA 95605
 CONSTRUCTION DOCUMENTS



SCALE: AS INDICATED

NO.	DESCRIPTION	DATE

DRAWN BY: _____ DRW
APPROVED BY: _____ APR
CHECKED BY: _____ CHK
DATE: _____ 08 December, 2023

TITLE
SIXTH FLOOR PLAN - DEMO FIRE ALARM

PROJECT NO. 00000000

E1.8.06
SHEET NO.

SHEET NOTES

1. TYPICAL UNLESS OTHERWISE NOTED, EXISTING DEVICES SHOWN SOLID ARE EXISTING TO REMAIN, MAINTAIN CIRCUIT CONTINUITY.
2. TYPICAL UNLESS OTHERWISE NOTED, EXISTING DEVICES SHOWN DASHED SHALL BE REMOVED, INCLUDING OUTLET BOX, CONDUIT AND WIRE.

NUMBERED NOTES


- ① EXISTING FIRE ALARM CABINET SHALL BE REMOVED AFTER COMPLETE INSTALLATION AND TESTING OF NEW FIRE ALARM PANEL.
- ② EXISTING FAN/DAMPER CONTROL PANEL SHALL REMAIN.
- ③ EXISTING FIRE PROTECTION SYSTEM TAMPER & FLOW SWITCH SHALL REMAIN.

AGENCY APPROVAL

OFFICE OF THE STATE FIRE MARSHAL
APPROVED FIRE AND PANIC ONLY



Approval of this plan does not authorize or approve any omission or deviation from applicable regulations. Final approval is subject to field inspection. One set of approved plans shall be available on the project site at all times.




DEPARTMENT OF GENERAL SERVICES - FACILITIES MANAGEMENT DIVISIONS

OFFICE BUILDING 8 & 9 (039 & 045) FIRE LIFE SAFETY UPGRADE

707 3rd Street, 3rd Floor, West Sacramento, CA 95605
CONSTRUCTION DOCUMENTS

SEAL



SCALE

AS INDICATED

REVISIONS

NO.	DESCRIPTION	DATE

DRAWN BY _____ DRW
APPROVED BY _____ APR
CHECKED BY _____ CHK
DATE _____ 08 December, 2023

TITLE

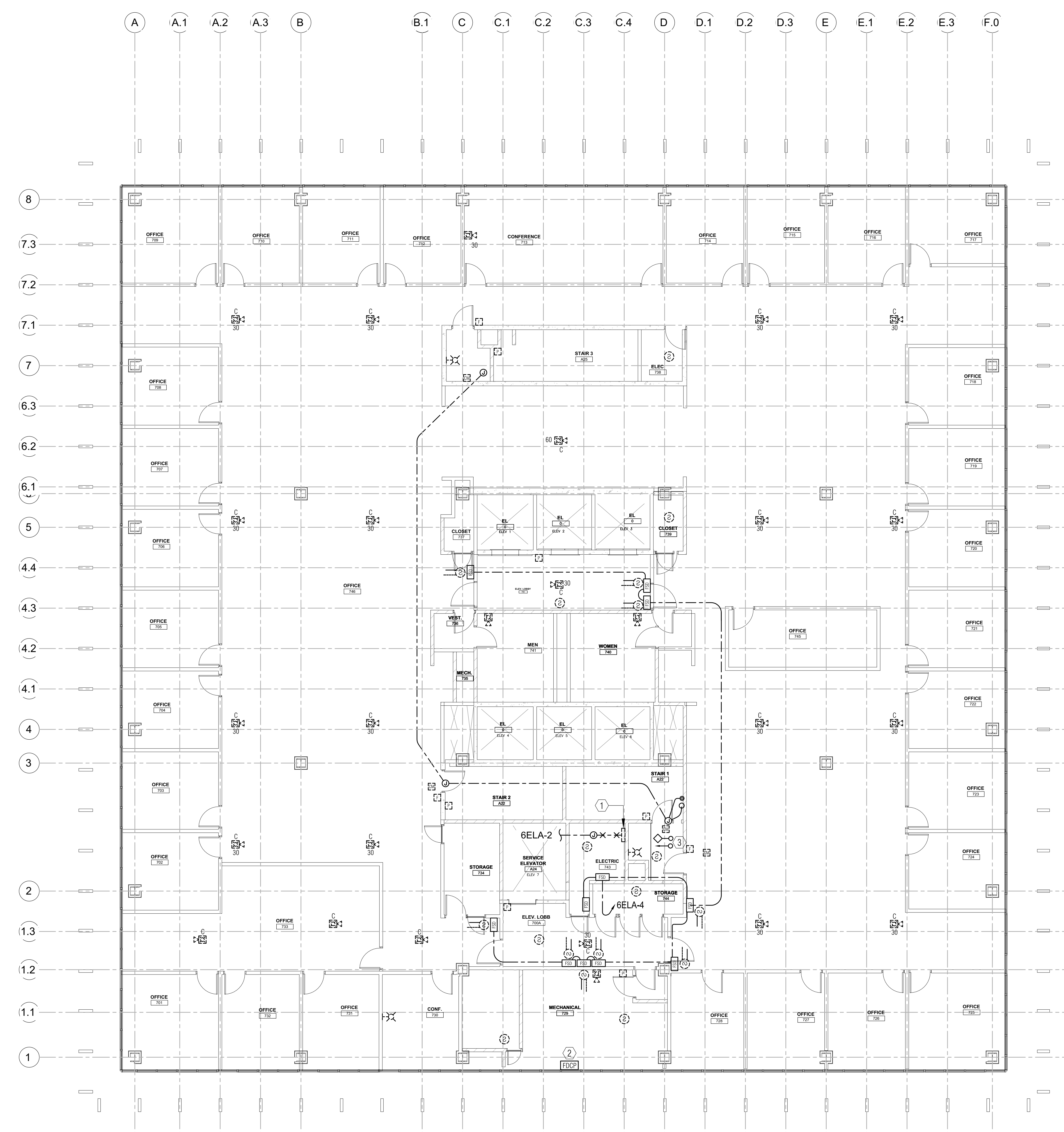
SEVENTH FLOOR PLAN - DEMO FIRE ALARM

PROJECT NO. 00000000

E1.8.07

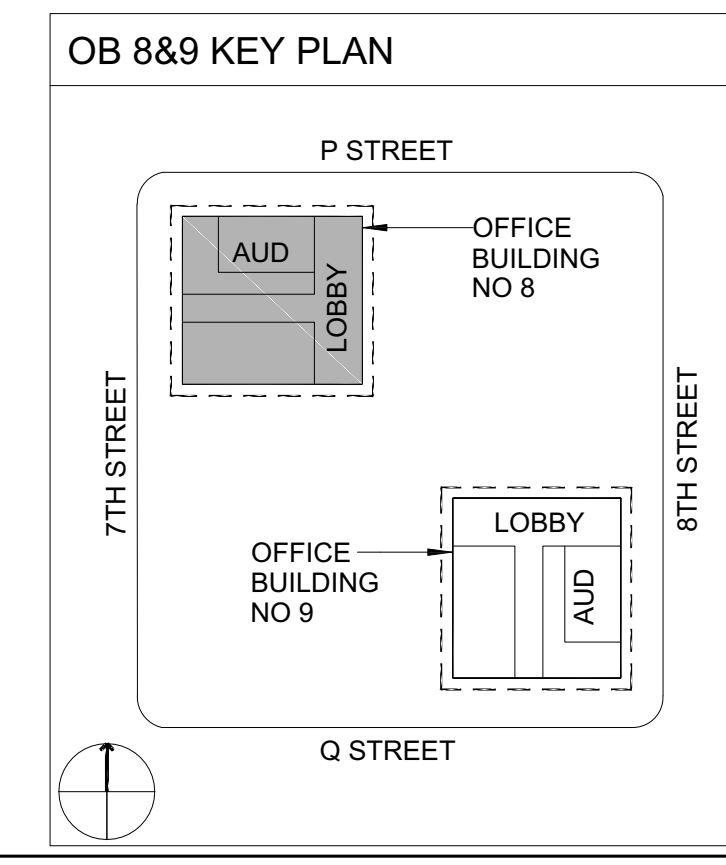
SHEET NO. _____

ISSUE DATE: OCTOBER 25, 2024



1 OFFICE BUILDING #8 - SEVENTH FLOOR PLAN - DEMO FIRE ALARM

SCALE: 1/8" = 1'-0"



ECOM ENGINEERING
1455 RESPONSE ROAD, SUITE 140
SACRAMENTO, CA: 95815
916.641.5600
916.641.1640 FAX
WWW.ECOMENG.COM

JOB NO. 17-L155.11 PM, AM
DESIGNERS: AM
DRAWN BY: ECOM

SHEET NOTES

1. TYPICAL UNLESS OTHERWISE NOTED, EXISTING DEVICES SHOWN SOLID ARE EXISTING TO REMAIN. MAINTAIN CIRCUIT CONTINUITY.
2. TYPICAL UNLESS OTHERWISE NOTED, EXISTING DEVICES SHOWN DASHED SHALL BE REMOVED, INCLUDING OUTLET BOX, CONDUIT AND WIRE.

NUMBERED NOTES

- ① EXISTING FIRE ALARM CABINET SHALL BE REMOVED AFTER COMPLETE INSTALLATION AND TESTING OF NEW FIRE ALARM PANEL.
- ② EXISTING FAN/DAMPER CONTROL PANEL SHALL REMAIN.
- ③ EXISTING FIRE PROTECTION SYSTEM TAMPER & FLOW SWITCH SHALL REMAIN.

AGENCY APPROVAL

OFFICE OF THE STATE FIRE MARSHAL
APPROVED FIRE AND PANIC ONLY



Approval of this plan does not authorize or approve any omission or deviation from applicable regulations. Final approval is subject to field inspection. One set of approved plans shall be available on the project site at all times.

IDENTIFICATION STAMP
DIV. OF THE STATE ARCHITECT
APP: 02-122924 INC.
REVIEWED FOR
SS FLS ACS
DATE: 10/21/2024



1 OFFICE BUILDING #8 - EIGHTH FLOOR PLAN - DEMO FIRE ALARM

SCALE: 1/8" = 1'-0"


DEPARTMENT OF GENERAL SERVICES - FACILITIES MANAGEMENT DIVISIONS

OFFICE BUILDING 8 & 9 (039 & 045) FIRE LIFE SAFETY UPGRADE

707 3rd Street, 3rd Floor, West Sacramento, CA 95605

CONSTRUCTION DOCUMENTS

SEAL



SCALE

AS INDICATED

REVISIONS

NO.	DESCRIPTION	DATE

DRAWN BY _____ DRW
APPROVED BY _____ APR
CHECKED BY _____ CHK
DATE _____ 08 December, 2023

TITLE

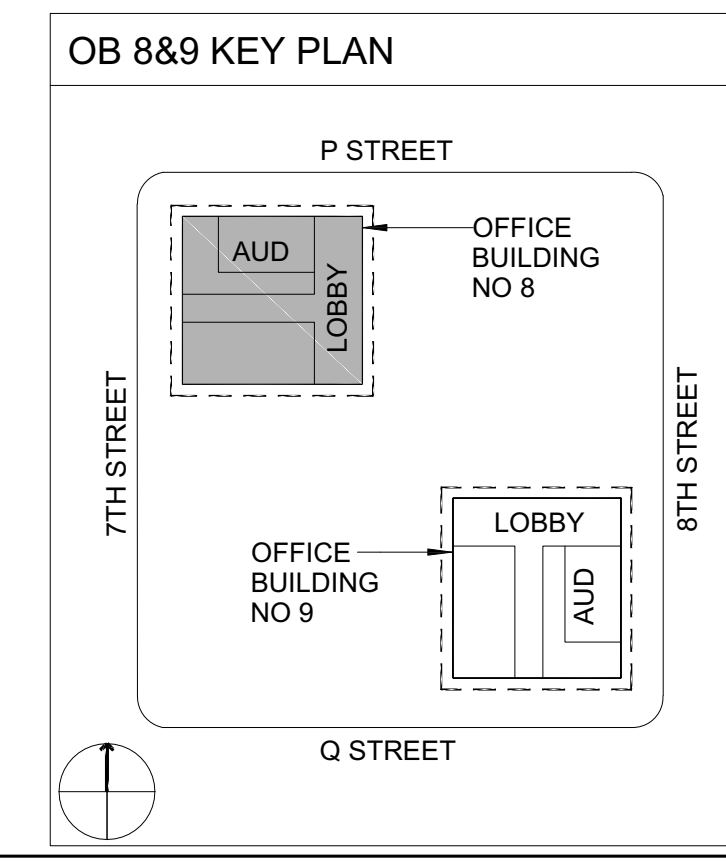
EIGHTH FLOOR PLAN - DEMO FIRE ALARM

PROJECT NO. 00000000

E1.8.08

SHEET NO. _____

ISSUE DATE: OCTOBER 25, 2024



ECOM ENGINEERING
1455 RESPONSE ROAD, SUITE 140
SACRAMENTO, CA: 95815
916.641.5600
916.641.1640 FAX
WWW.ECOMENG.COM

JOB NO. 17-L155.11 PM, AM
DESIGNERS: AM
DRAWN BY: ECOM

SHEET NOTES

1. TYPICAL UNLESS OTHERWISE NOTED, EXISTING DEVICES SHOWN SOLID ARE EXISTING TO REMAIN. MAINTAIN CIRCUIT CONTINUITY.
2. TYPICAL UNLESS OTHERWISE NOTED, EXISTING DEVICES SHOWN DASHED SHALL BE REMOVED, INCLUDING OUTLET BOX, CONDUIT AND WIRE.

NUMBERED NOTES


- ① EXISTING FIRE ALARM CABINET SHALL BE REMOVED AFTER COMPLETE INSTALLATION AND TESTING OF NEW FIRE ALARM PANEL.
- ② EXISTING FAN/DAMPER CONTROL PANEL SHALL REMAIN.
- ③ EXISTING FIRE PROTECTION SYSTEM TAMPER & FLOW SWITCH SHALL REMAIN.

AGENCY APPROVAL

OFFICE OF THE STATE FIRE MARSHAL
APPROVED FIRE AND PANIC ONLY



Approval of this plan does not authorize or approve any omission or deviation from applicable regulations. Final approval is subject to field inspection. One set of approved plans shall be available on the project site at all times.




DEPARTMENT OF GENERAL SERVICES - FACILITIES MANAGEMENT DIVISIONS

OFFICE BUILDING 8 & 9 (039 & 045) FIRE LIFE SAFETY UPGRADE

707 3rd Street, West Sacramento, CA 95605

CONSTRUCTION DOCUMENTS

SEAL



SCALE

AS INDICATED

REVISIONS

NO.	DESCRIPTION	DATE

DRAWN BY _____ DRW
APPROVED BY _____ APR
CHECKED BY _____ CHK
DATE _____ 08 December, 2023

TITLE

NINTH FLOOR PLAN - DEMO FIRE ALARM

PROJECT NO. 00000000

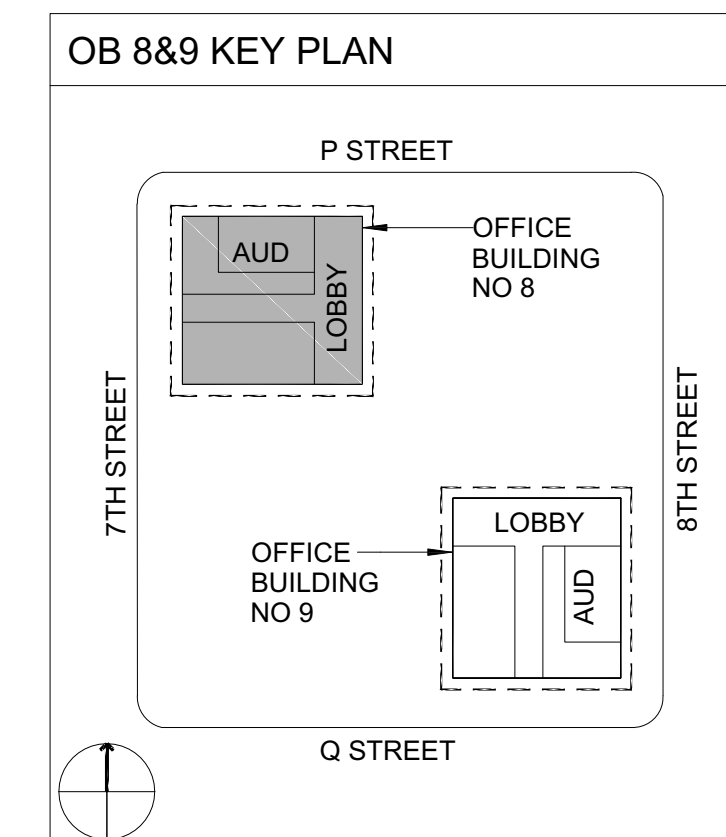
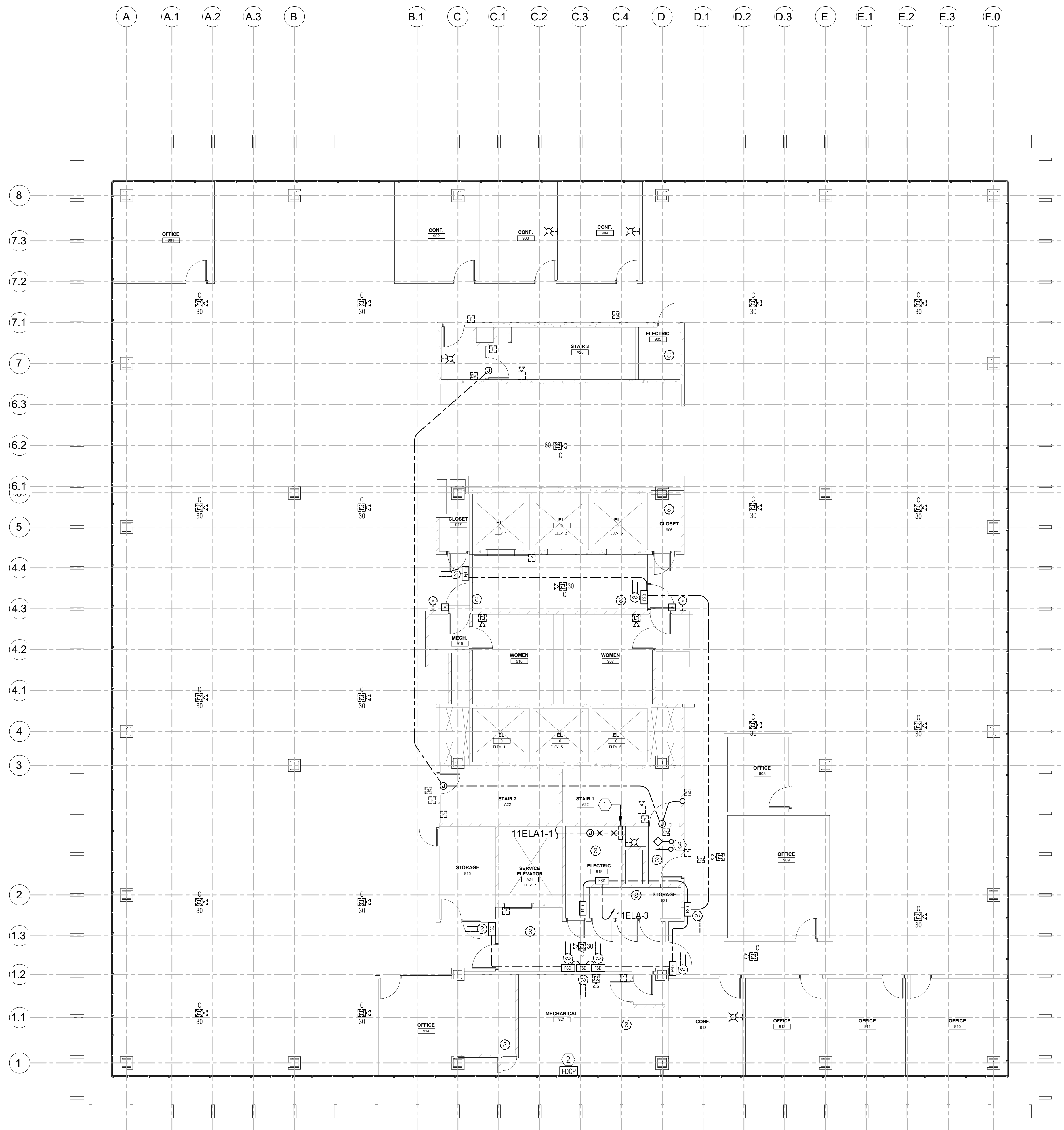
E1.8.09

SHEET NO. _____

ISSUE DATE: OCTOBER 25, 2024

1 OFFICE BUILDING #8 - NINTH FLOOR PLAN - DEMO FIRE ALARM

SCALE: 1/8" = 1'-0"



ECOM ENGINEERING
1455 RESPONSE ROAD, SUITE 140
SACRAMENTO, CA: 95815
916.641.5600
916.641.1640 FAX
WWW.ECOMENG.COM

JOB NO: 17-1155.11 PM, AM
DESIGNERS: AM
DRAWN BY: ECOM

SHEET NOTES

1. TYPICAL UNLESS OTHERWISE NOTED, EXISTING DEVICES SHOWN SOLID ARE EXISTING TO REMAIN, MAINTAIN CIRCUIT CONTINUITY.
2. TYPICAL UNLESS OTHERWISE NOTED, EXISTING DEVICES SHOWN DASHED SHALL BE REMOVED, INCLUDING OUTLET BOX, CONDUIT AND WIRE.


NUMBERED NOTES

- ① EXISTING FIRE ALARM CABINET SHALL BE REMOVED AFTER COMPLETE INSTALLATION AND TESTING OF NEW FIRE ALARM PANEL.
- ② EXISTING FAN/DAMPER CONTROL PANEL SHALL REMAIN.
- ③ EXISTING FIRE PROTECTION SYSTEM TAMPER & FLOW SWITCH SHALL REMAIN.

AGENCY APPROVAL



Approval of this plan does not authorize or approve any omission or deviation from applicable regulations. Final approval is subject to field inspection. One set of approved plans shall be available on the project site at all times.



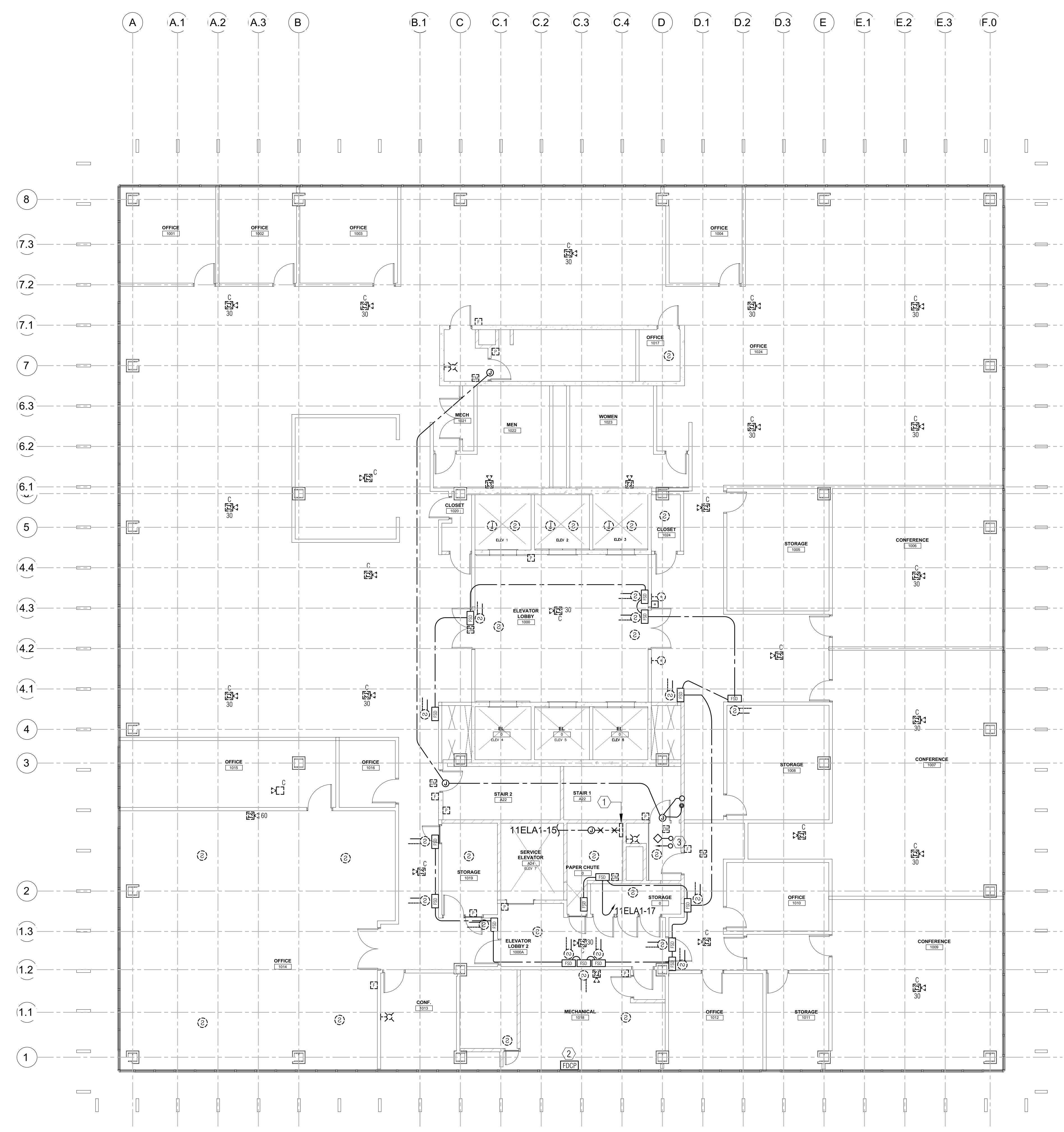
DEPARTMENT OF GENERAL SERVICES - FACILITIES MANAGEMENT DIVISIONS

OFFICE BUILDING 8 & 9 (039 & 045) FIRE LIFE SAFETY UPGRADE

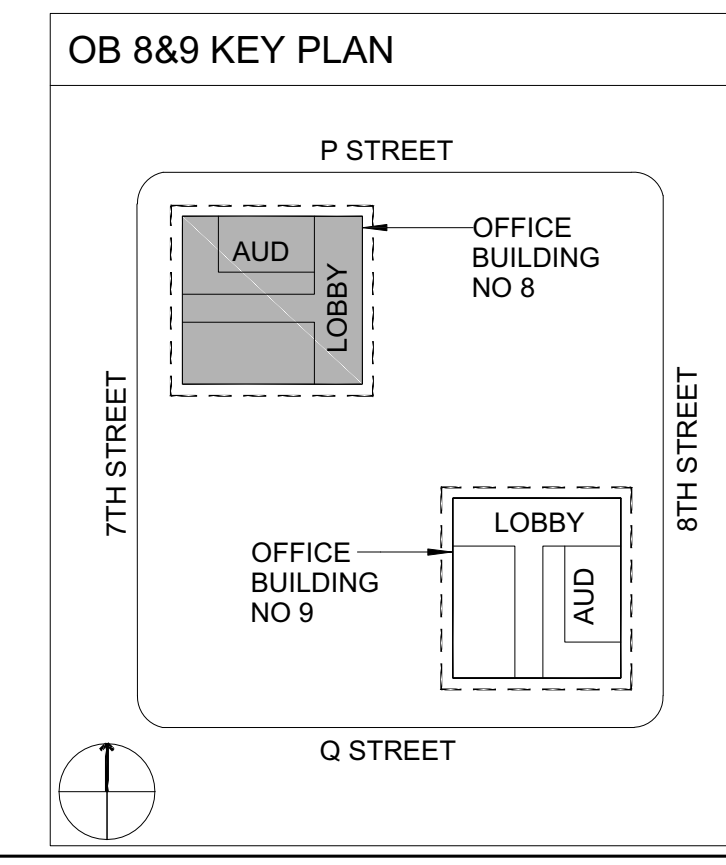
707 3rd Street, West Sacramento, CA 95605

CONSTRUCTION DOCUMENTS

F
E
D
C
B
A




1 OFFICE BUILDING #8 - TENTH FLOOR PLAN - DEMO FIRE ALARM
SCALE: 1/8" = 1'-0"



ECOM ENGINEERING
1455 RESPONSE ROAD, SUITE 140
SACRAMENTO, CA: 95815
916.641.5600
916.641.1640 FAX
WWW.ECOMENG.COM

JOB NO: 17-L155.11 PM, AM
DESIGNERS: AM
DRAWN BY: ECOM

SEAL



SCALE

AS INDICATED

REVISIONS

NO.	DESCRIPTION	DATE

DRAWN BY

DRW

APPROVED BY

APR

CHECKED BY

CHK

DATE

08 December, 2023

TITLE

TENTH FLOOR PLAN - DEMO FIRE ALARM

PROJECT NO. 00000000

E1.8.10

SHEET NO. ISSUE DATE: OCTOBER 25, 2024

SHEET NOTES

1. TYPICAL UNLESS OTHERWISE NOTED, EXISTING DEVICES SHOWN SOLID ARE EXISTING TO REMAIN, MAINTAIN CIRCUIT CONTINUITY.
2. TYPICAL UNLESS OTHERWISE NOTED, EXISTING DEVICES SHOWN DASHED SHALL BE REMOVED, INCLUDING OUTLET BOX, CONDUIT AND WIRE.

NUMBERED NOTES

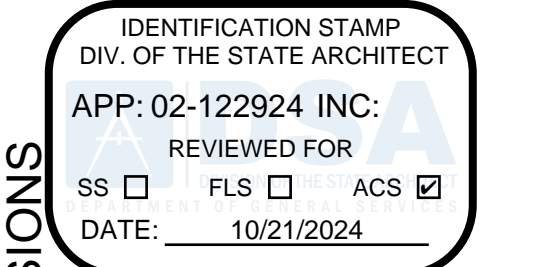
- ① EXISTING FIRE ALARM CABINET SHALL BE REMOVED AFTER COMPLETE INSTALLATION AND TESTING OF NEW FIRE ALARM PANEL.
- ② EXISTING ELEVATOR CONTROLLER SHALL REMAIN.
- ③ EXISTING ELEVATOR 1,2,3 SHUNT SHALL REMAIN.
- ④ EXISTING ELEVATOR 1,2,3 SHUNT POWER MONITOR SHALL REMAIN.
- ⑤ EXISTING FAN/DAMPER CONTROL PANEL SHALL REMAIN.
- ⑥ EXISTING FIRE PROTECTION SYSTEM TAMPER & FLOW SWITCH SHALL REMAIN.

AGENCY APPROVAL

OFFICE OF THE STATE FIRE MARSHAL
APPROVED FIRE AND PANIC ONLY



Approval of this plan does not authorize or approve any omission or deviation from applicable regulations. Final approval is subject to field inspection. One set of approved plans shall be available on the project site at all times.




DEPARTMENT OF GENERAL SERVICES - FACILITIES MANAGEMENT DIVISIONS

OFFICE BUILDING 8 & 9 (039 & 045) FIRE LIFE SAFETY UPG

707 3rd Street, 3rd Floor, West Sacramento, CA 95605

CONSTRUCTION DOCUMENTS

SEAL



SCALE

AS INDICATED

REVISIONS

NO.	DESCRIPTION	DATE

DRAWN BY _____ DRW
APPROVED BY _____ APR
CHECKED BY _____ CHK
DATE _____ 08 December, 2023

TITLE

ELEVENTH FLOOR PLAN - DEMO FIRE ALARM

PROJECT NO. 00000000

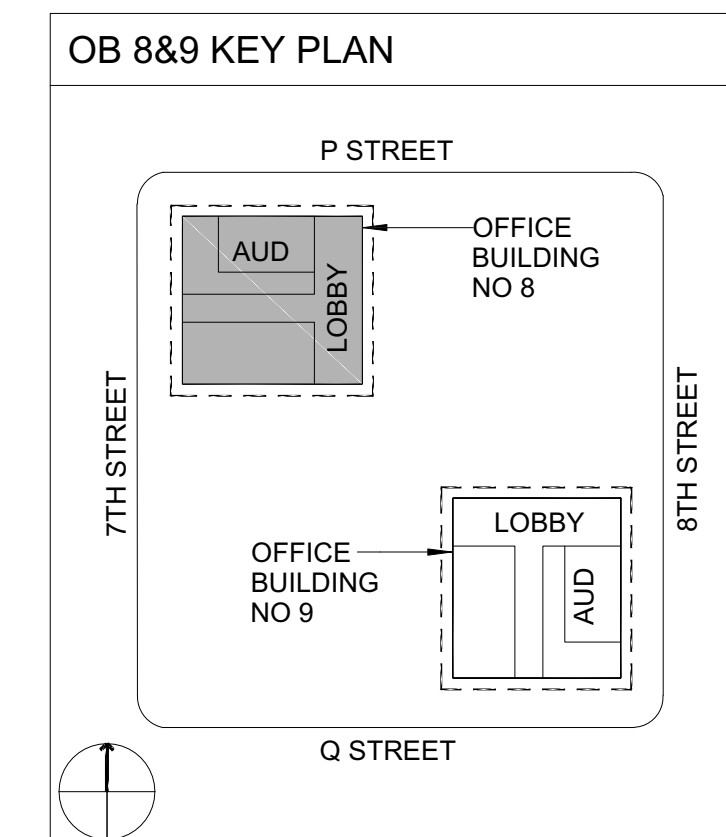
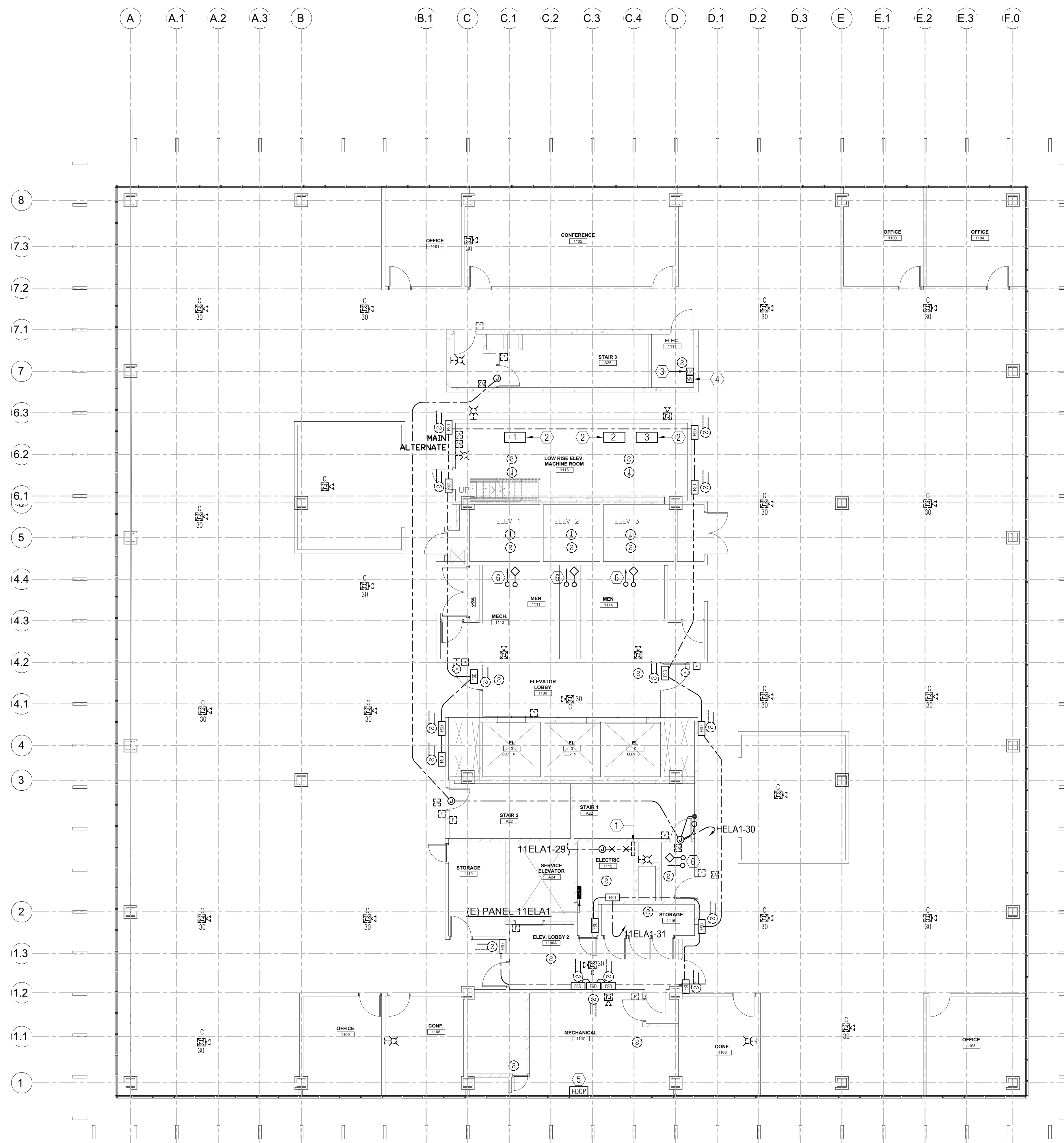
E1.8.11

SHEET NO. _____

ISSUE DATE: OCTOBER 25, 2024

1 OFFICE BUILDING #8 - ELEVENTH FLOOR PLAN - DEMO FIRE ALARM

SCALE: 1/8" = 1'-0"



ECOM ENGINEERING
1455 RESPONSE ROAD, SUITE 140
SACRAMENTO, CA: 95815
916.641.5600
916.641.1640 FAX
WWW.ECOMENG.COM

JOB NO. 17-1155.11 PM, AM
DESIGNERS: AM
DRAWN BY: ECOM

SHEET NOTES

1. TYPICAL UNLESS OTHERWISE NOTED, EXISTING DEVICES SHOWN SOLID ARE EXISTING TO REMAIN, MAINTAIN CIRCUIT CONTINUITY.
2. TYPICAL UNLESS OTHERWISE NOTED, EXISTING DEVICES SHOWN DASHED SHALL BE REMOVED, INCLUDING OUTLET BOX, CONDUIT AND WIRE.

NUMBERED NOTES

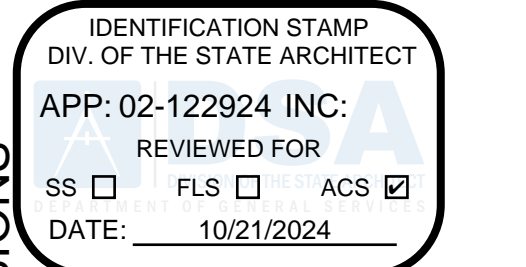
- ① EXISTING FIRE ALARM CABINET SHALL BE REMOVED AFTER COMPLETE INSTALLATION AND TESTING OF NEW FIRE ALARM PANEL.
- ② EXISTING FAN/DAMPER CONTROL PANEL SHALL REMAIN.
- ③ EXISTING FIRE PROTECTION SYSTEM TAMPER & FLOW SWITCH SHALL REMAIN.

AGENCY APPROVAL

OFFICE OF THE STATE FIRE MARSHAL
APPROVED FIRE AND PANIC ONLY



Approval of this plan does not authorize or approve any omission or deviation from applicable regulations. Final approval is subject to field inspection. One set of approved plans shall be available on the project site at all times.




IDENTIFICATION STAMP
DIV. OF THE STATE ARCHITECT
APP: 02-122924 INC.
REVIEWED FOR
SS FLS ACS
DATE: 10/21/2024

DEPARTMENT OF GENERAL SERVICES - FACILITIES MANAGEMENT DIVISIONS

OFFICE BUILDING 8 & 9 (039 & 045) FIRE LIFE SAFETY UPGRADE

707 3rd Street, 3rd Floor, West Sacramento, CA 95605
CONSTRUCTION DOCUMENTS

SEAL



SCALE

AS INDICATED

REVISIONS

NO.	DESCRIPTION	DATE

DRAWN BY _____ DRW
APPROVED BY _____ APR
CHECKED BY _____ CHK
DATE _____ 08 December, 2023

TITLE

TWELFTH FLOOR PLAN - DEMO FIRE ALARM

PROJECT NO. 00000000

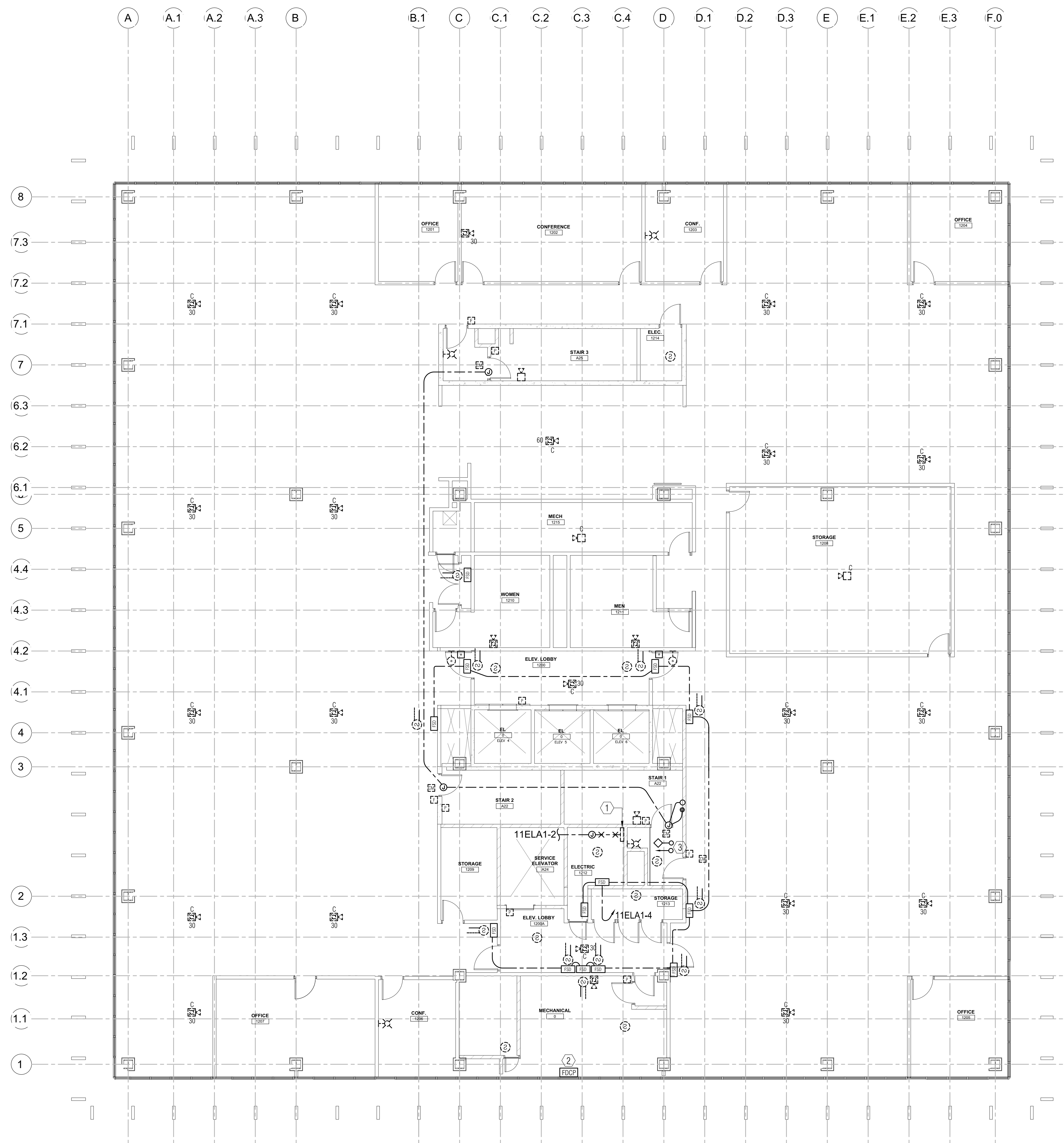
E1.8.12

SHEET NO. _____

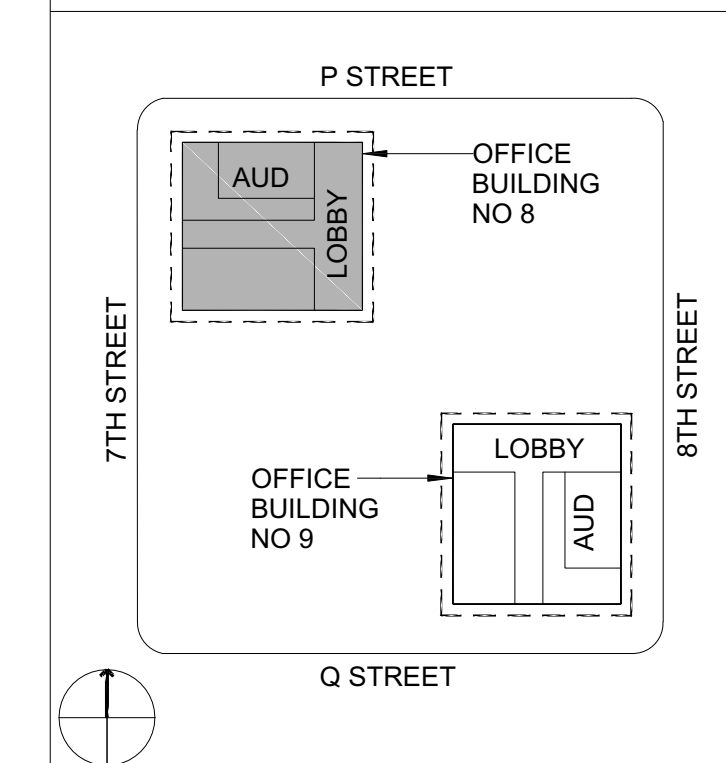
ISSUE DATE: OCTOBER 25, 2024

1 OFFICE BUILDING #8 - TWELFTH FLOOR PLAN - DEMO FIRE ALARM

SCALE: 1/8" = 1'-0"



OB 8&9 KEY PLAN



ECOM ENGINEERING

1455 RESPONSE ROAD, SUITE 140
SACRAMENTO, CA: 95815
916.641.5600
916.641.1640 FAX
WWW.ECOMENG.COM

JOB NO. 17-L155.11 PM, AM
DESIGNERS: AM
DRAWN BY: ECOM

SHEET NOTES

1. TYPICAL UNLESS OTHERWISE NOTED, EXISTING DEVICES SHOWN SOLID ARE EXISTING TO REMAIN. MAINTAIN CIRCUIT CONTINUITY.
2. TYPICAL UNLESS OTHERWISE NOTED, EXISTING DEVICES SHOWN DASHED SHALL BE REMOVED, INCLUDING OUTLET BOX, CONDUIT AND WIRE.

NUMBERED NOTES

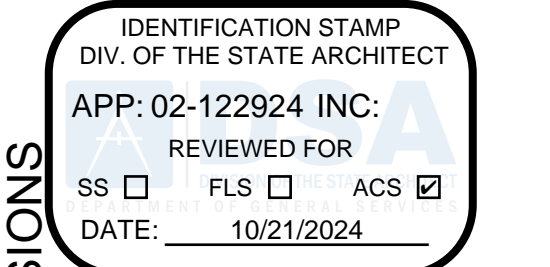
- ① EXISTING FIRE ALARM CABINET SHALL BE REMOVED AFTER COMPLETE INSTALLATION AND TESTING OF NEW FIRE ALARM PANEL.
- ② EXISTING FAN/DAMPER CONTROL PANEL SHALL REMAIN.
- ③ EXISTING FIRE PROTECTION SYSTEM TAMPER & FLOW SWITCH SHALL REMAIN.

AGENCY APPROVAL

OFFICE OF THE STATE FIRE MARSHAL
APPROVED FIRE AND PANIC ONLY



Approval of this plan does not authorize or approve any omission or deviation from applicable regulations. Final approval is subject to field inspection. One set of approved plans shall be available on the project site at all times.




DEPARTMENT OF GENERAL SERVICES - FACILITIES MANAGEMENT DIVISIONS

OFFICE BUILDING 8 & 9 (039 & 045) FIRE LIFE SAFETY UPGRADE

707 3rd Street, 3rd Floor, West Sacramento, CA 95605

CONSTRUCTION DOCUMENTS

SEAL



SCALE

AS INDICATED

REVISIONS

NO.	DESCRIPTION	DATE

DRAWN BY _____ DRW
APPROVED BY _____ APR
CHECKED BY _____ CHK
DATE _____ 08 December, 2023

TITLE

THIRTEENTH FLOOR PLAN - DEMO FIRE ALARM

PROJECT NO. 00000000

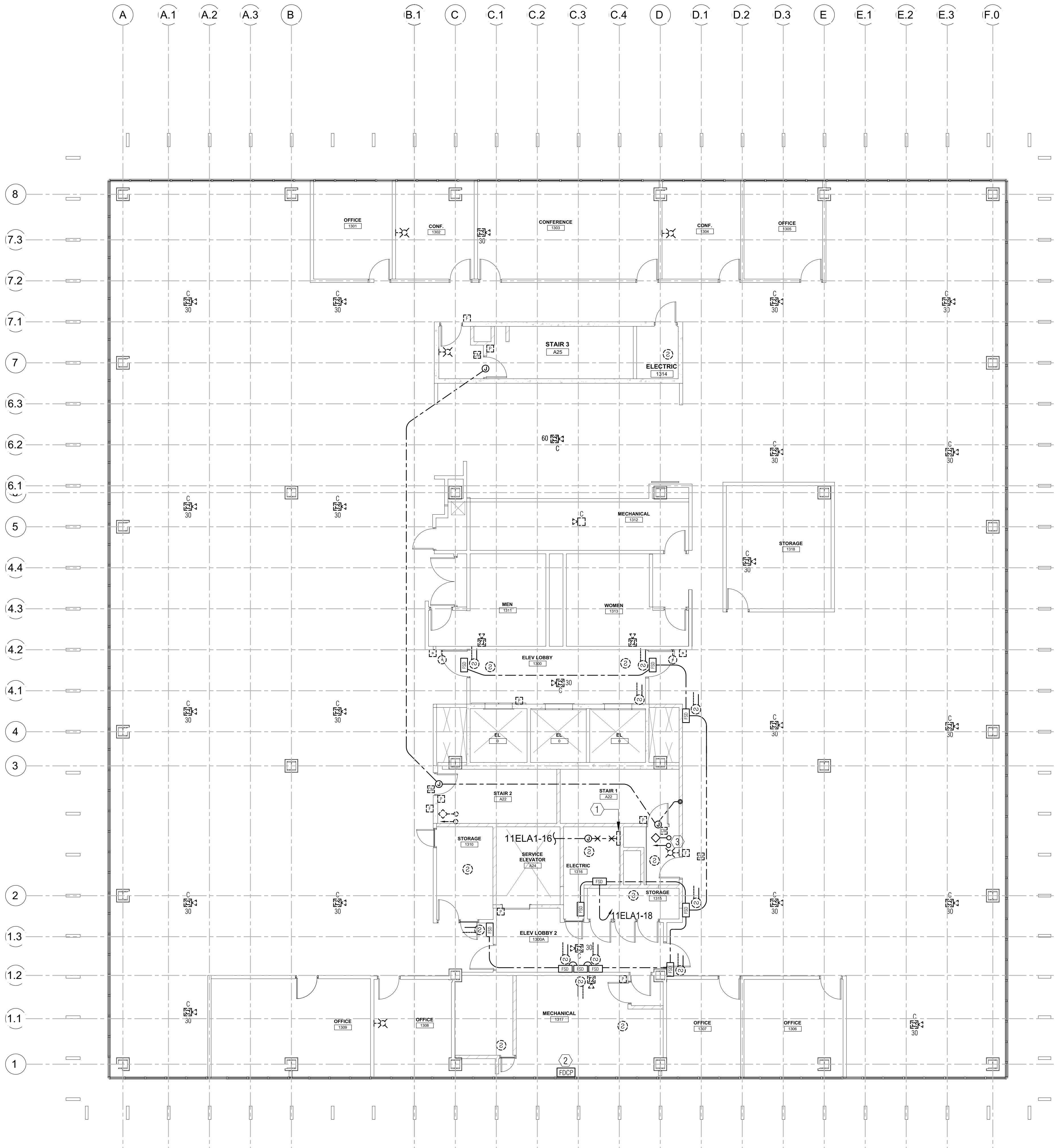
E1.8.13

SHEET NO. _____

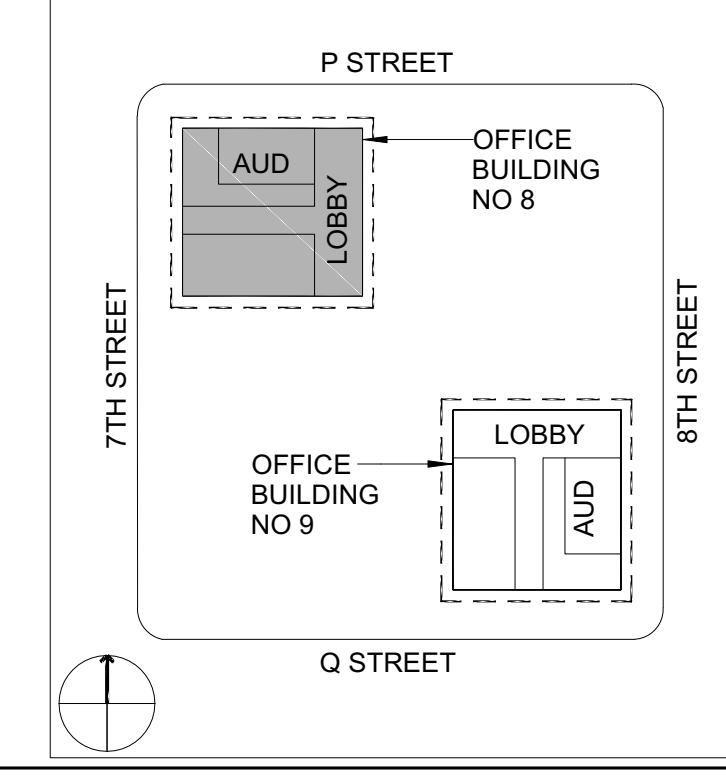
ISSUE DATE: OCTOBER 25, 2024

1 OFFICE BUILDING #8 - THIRTEENTH FLOOR PLAN - DEMO FIRE ALARM

SCALE: 1/8" = 1'-0"



OB 8&9 KEY PLAN



ECOM ENGINEERING
1455 RESPONSE ROAD, SUITE 140
SACRAMENTO, CA: 95815
916.641.5600
916.641.1640 FAX
WWW.ECOMENG.COM

JOB NO. 17-L155.11 PM, AM
DESIGNERS: AM
DRAWN BY: ECOM

AGENCY APPROVAL

OFFICE OF THE STATE FIRE MARSHAL
APPROVED FIRE AND PANIC ONLY



Approval of this plan does not authorize or approve any omission or deviation from applicable regulations. Final approval is subject to field inspection. One set of approved plans shall be available on the project site at all times.

IDENTIFICATION STAMP
DIV. OF THE STATE ARCHITECT
APP: 02-122924 INC.
REVIEWED FOR
SS FLS ACS
DATE: 10/21/2024


DEPARTMENT OF GENERAL SERVICES - FACILITIES MANAGEMENT DIVISIONS

OFFICE BUILDING 8 & 9 (039 & 045) FIRE LIFE SAFETY UPGRADE

707 3rd Street, 3rd Floor, West Sacramento, CA 95605

CONSTRUCTION DOCUMENTS

SEAL



SCALE

AS INDICATED

REVISIONS

NO.	DESCRIPTION	DATE

DRAWN BY _____ DRW
APPROVED BY _____ APR
CHECKED BY _____ CHK
DATE _____ 08 December, 2023

TITLE

FOURTEENTH FLOOR PLAN - DEMO FIRE ALARM

PROJECT NO. 00000000

E1.8.14

SHEET NO. _____

ISSUE DATE: OCTOBER 25, 2024

SHEET NOTES

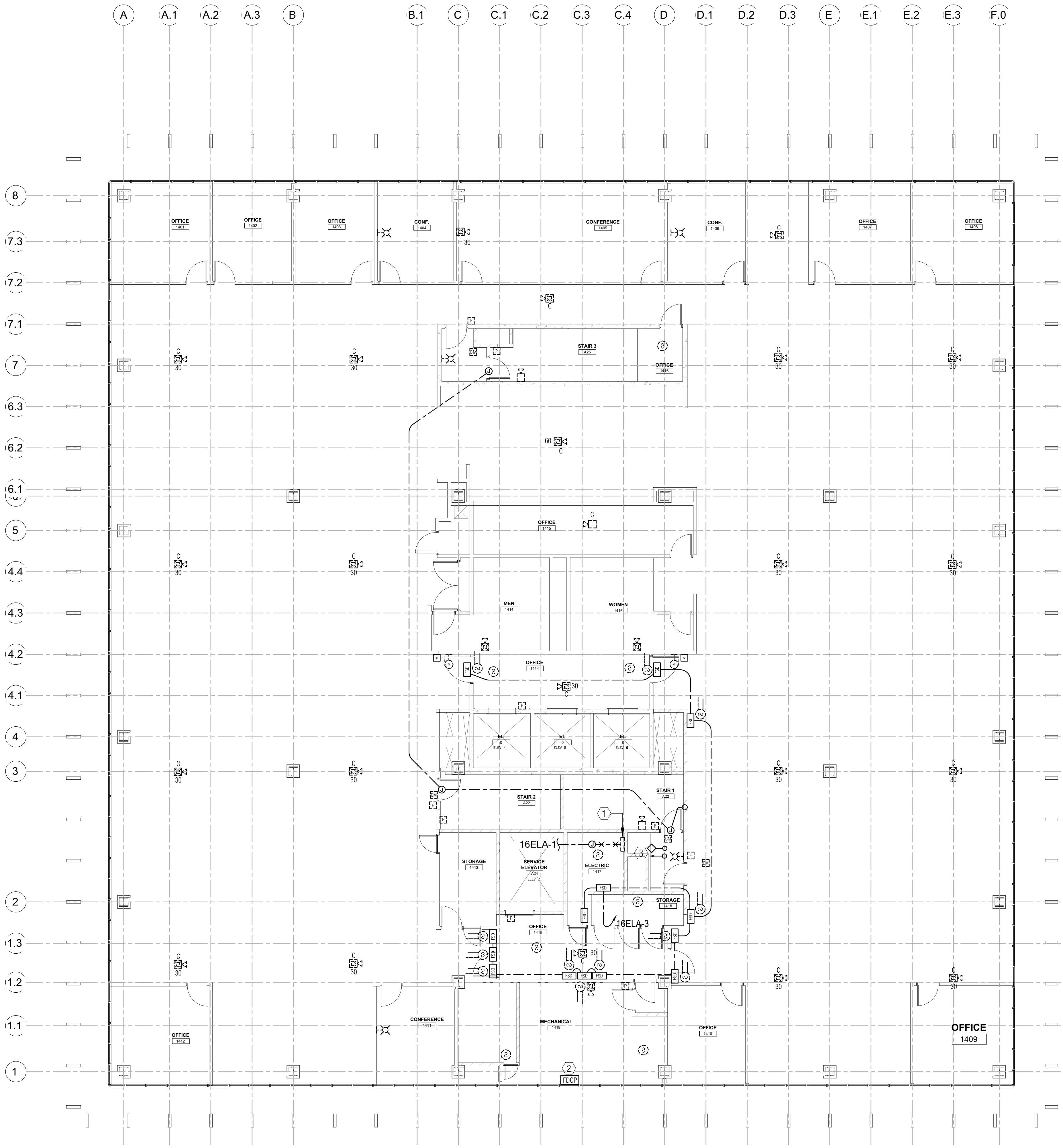
1. TYPICAL UNLESS OTHERWISE NOTED, EXISTING DEVICES SHOWN SOLID ARE EXISTING TO REMAIN. MAINTAIN CIRCUIT CONTINUITY.
2. TYPICAL UNLESS OTHERWISE NOTED, EXISTING DEVICES SHOWN DASHED SHALL BE REMOVED, INCLUDING OUTLET BOX, CONDUIT AND WIRE.

NUMBERED NOTES

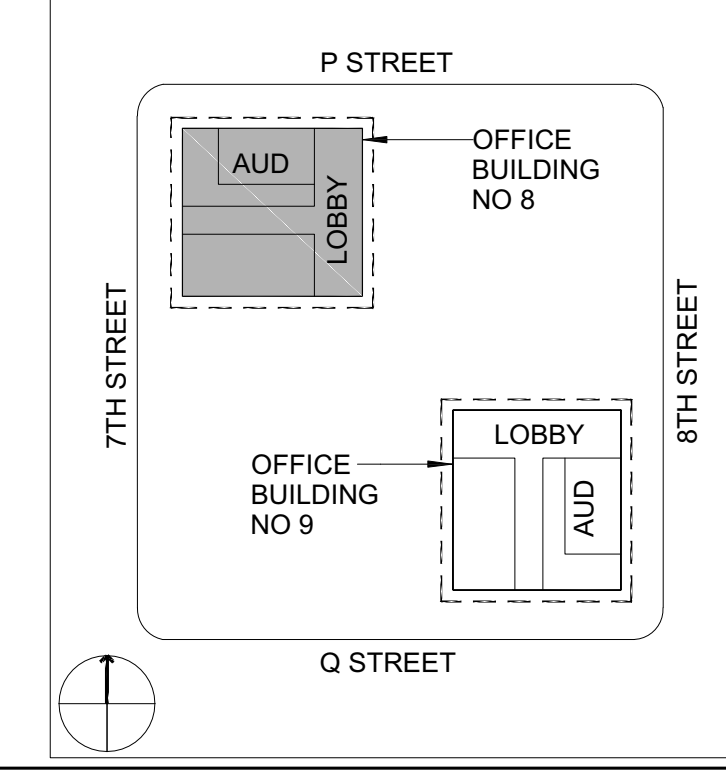
- ① EXISTING FIRE ALARM CABINET SHALL BE REMOVED AFTER COMPLETE INSTALLATION AND TESTING OF NEW FIRE ALARM PANEL.
- ② EXISTING FAN/DAMPER CONTROL PANEL SHALL REMAIN.
- ③ EXISTING FIRE PROTECTION SYSTEM TAMPER & FLOW SWITCH SHALL REMAIN.

1 OFFICE BUILDING #8 - FOURTEENTH FLOOR PLAN - DEMO FIRE ALARM

SCALE: 1/8" = 1'-0"



OB 8&9 KEY PLAN

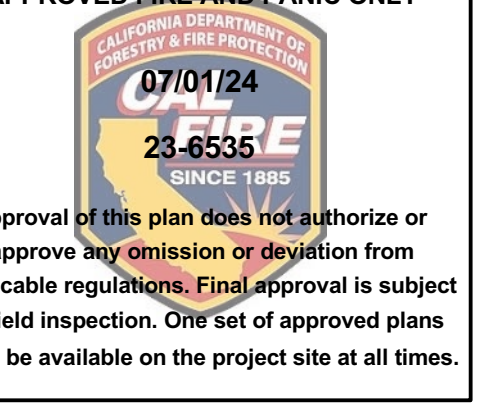


ECOM ENGINEERING
1455 RESPONSE ROAD, SUITE 140
SACRAMENTO, CA: 95815
916.641.5600
916.641.1640 FAX
WWW.ECOMENG.COM

JOB NO. 17-1155.11 PM, AM
DESIGNERS: AM
DRAWN BY: ECOM

AGENCY APPROVAL

OFFICE OF THE STATE FIRE MARSHAL
APPROVED FIRE AND PANIC ONLY



Approval of this plan does not authorize or approve any omission or deviation from applicable regulations. Final approval is subject to field inspection. One set of approved plans shall be available on the project site at all times.


IDENTIFICATION STAMP
DIV. OF THE STATE ARCHITECT
APP: 02-122924 INC.
REVIEWED FOR
SS FLS ACS
DATE: 10/21/2024

DEPARTMENT OF GENERAL SERVICES - FACILITIES MANAGEMENT DIVISIONS

OFFICE BUILDING 8 & 9 (039 & 045) FIRE LIFE SAFETY UPGRADE

707 3rd Street, 3rd Floor, West Sacramento, CA 95605
CONSTRUCTION DOCUMENTS

SEAL



SCALE

AS INDICATED

REVISIONS

NO.	DESCRIPTION	DATE

DRAWN BY _____ DRW
APPROVED BY _____ APR
CHECKED BY _____ CHK
DATE _____ 08 December, 2023

TITLE

FIFTEENTH FLOOR PLAN - DEMO FIRE ALARM

PROJECT NO. 00000000

E1.8.15

SHEET NO. _____

ISSUE DATE: OCTOBER 25, 2024

SHEET NOTES

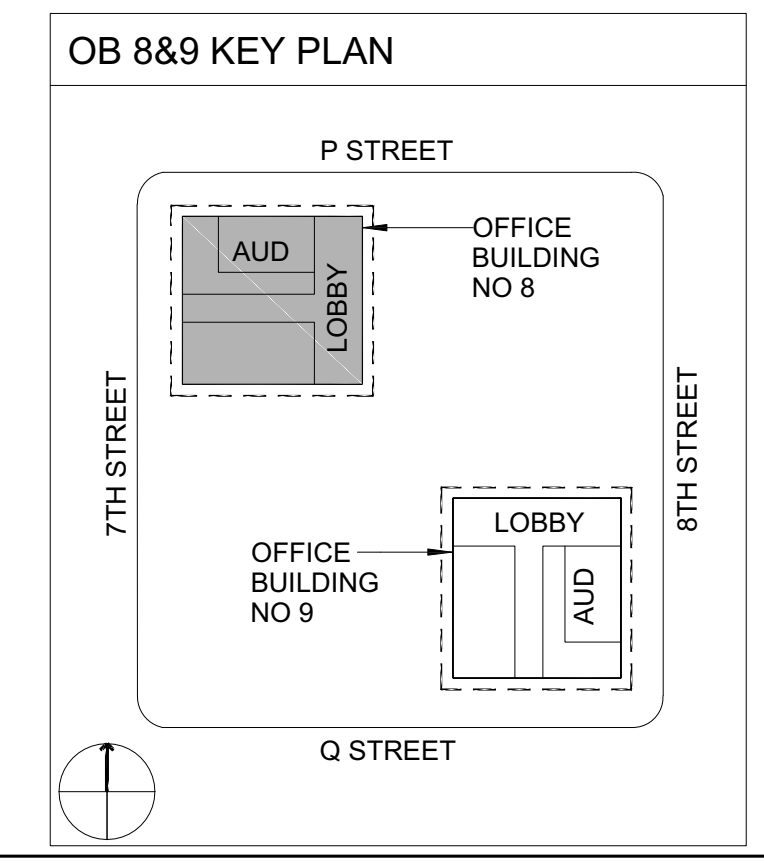
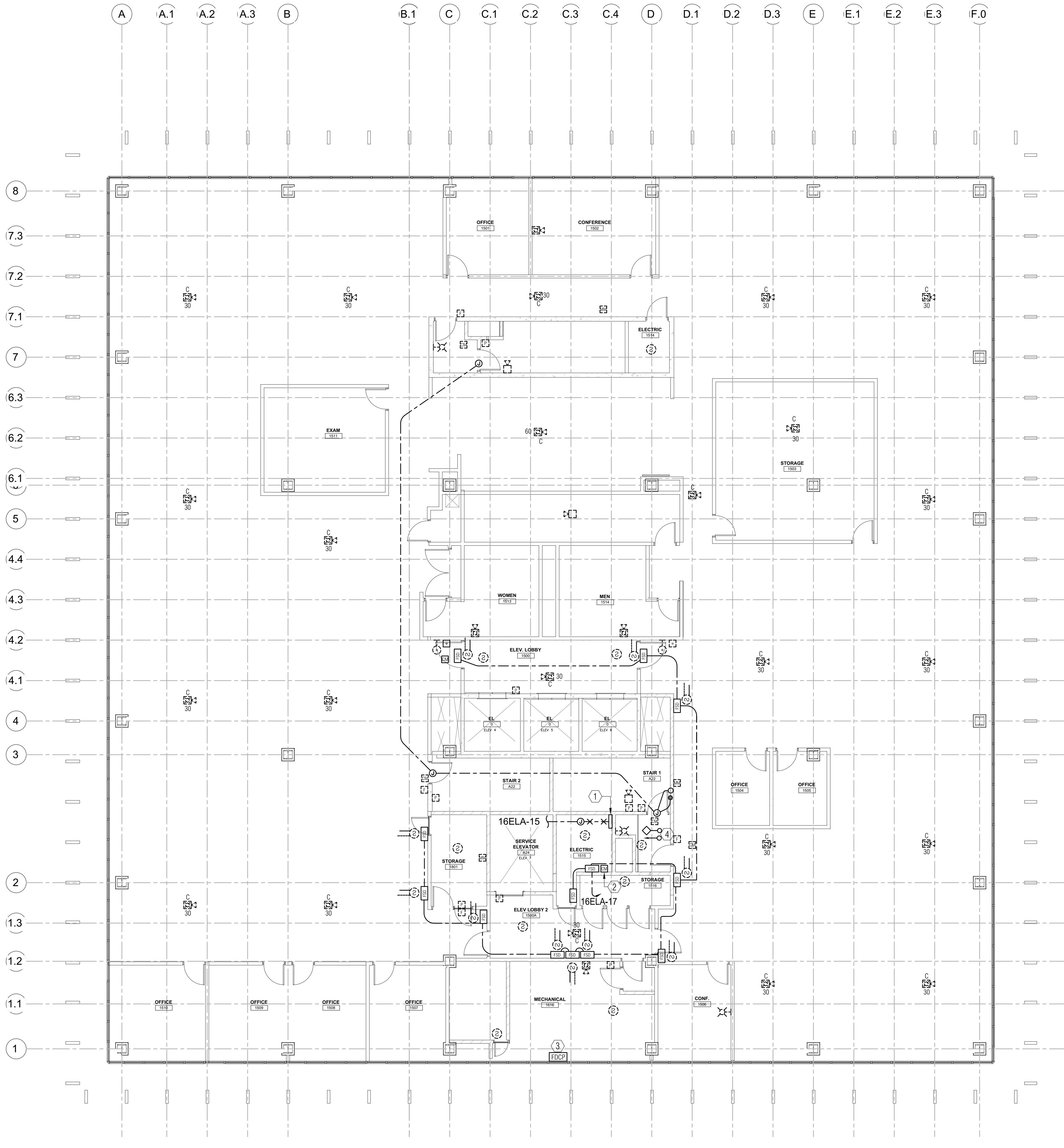
1. TYPICAL UNLESS OTHERWISE NOTED, EXISTING DEVICES SHOWN SOLID ARE EXISTING TO REMAIN, MAINTAIN CIRCUIT CONTINUITY.
2. TYPICAL UNLESS OTHERWISE NOTED, EXISTING DEVICES SHOWN DASHED SHALL BE REMOVED, INCLUDING OUTLET BOX, CONDUIT AND WIRE.

NUMBERED NOTES

- ① EXISTING FIRE ALARM CABINET SHALL BE REMOVED AFTER COMPLETE INSTALLATION AND TESTING OF NEW FIRE ALARM PANEL.
- ② EXISTING SECURITY SYSTEM CONTROL CABINET, EXISTING INTERFACE INPUT CONTROL SIGNAL FROM FIRE ALARM SYSTEM, AND SECURITY OUTPUT SIGNAL TO FIRE ALARM SYSTEM SHALL BE REMOVED.
- ③ EXISTING FAN/DAMPER CONTROL PANEL SHALL REMAIN.
- ④ EXISTING FIRE PROTECTION SYSTEM TAMPER & FLOW SWITCH SHALL REMAIN.

1 OFFICE BUILDING #8 - FIFTEENTH FLOOR PLAN - DEMO FIRE ALARM

SCALE: 1/8" = 1'-0"



ECOM ENGINEERING
1455 RESPONSE ROAD, SUITE 140
SACRAMENTO, CA: 95815
916.641.5600
916.641.1640 FAX
WWW.ECOMENG.COM

JOB NO. 17-L155.11 PM, AM
DESIGNERS: AM
DRAWN BY: ECOM

SHEET NOTES

1. TYPICAL UNLESS OTHERWISE NOTED, EXISTING DEVICES SHOWN SOLID ARE EXISTING TO REMAIN, MAINTAIN CIRCUIT CONTINUITY.
2. TYPICAL UNLESS OTHERWISE NOTED, EXISTING DEVICES SHOWN DASHED SHALL BE REMOVED, INCLUDING OUTLET BOX, CONDUIT AND WIRE.

NUMBERED NOTES

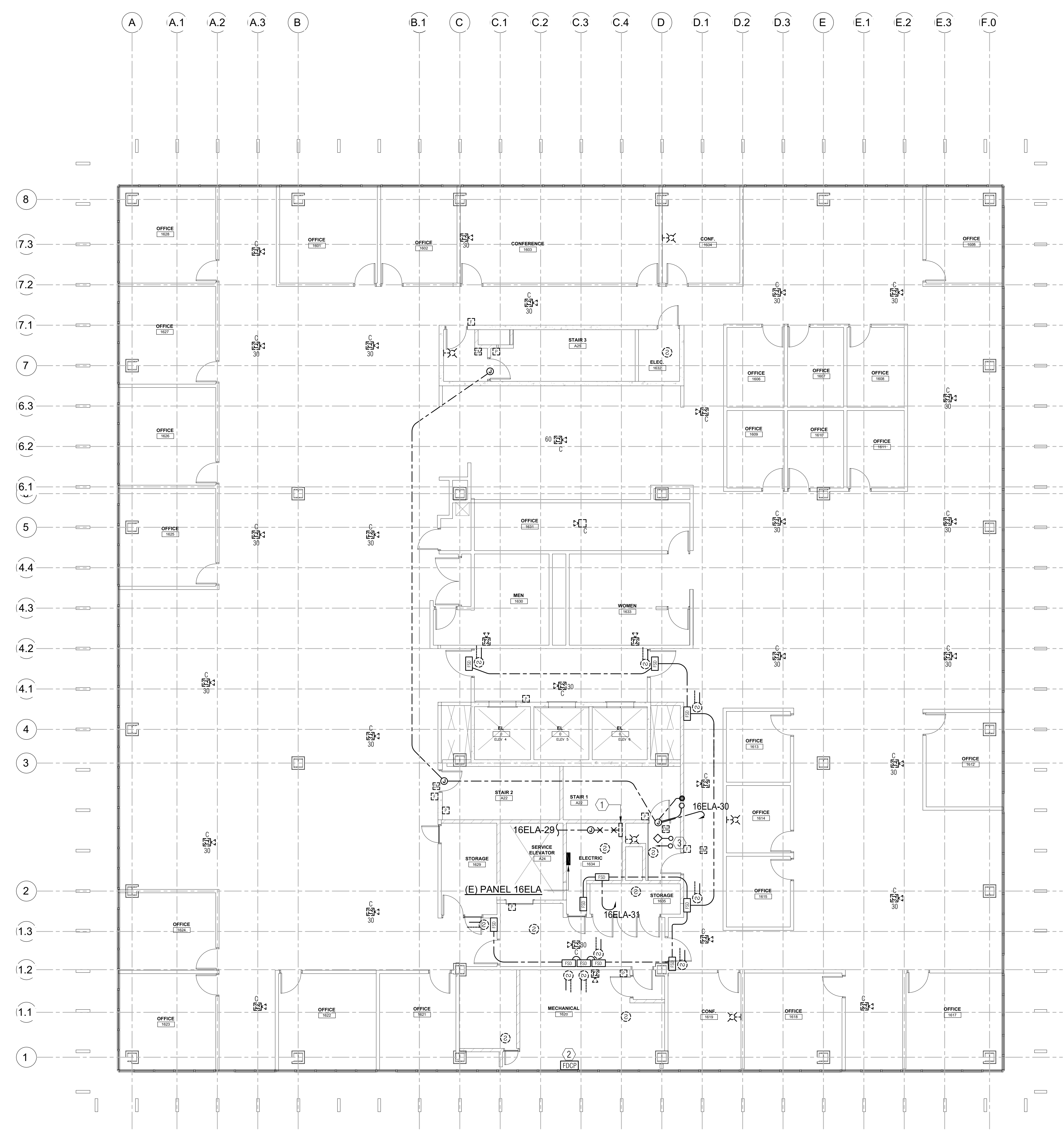
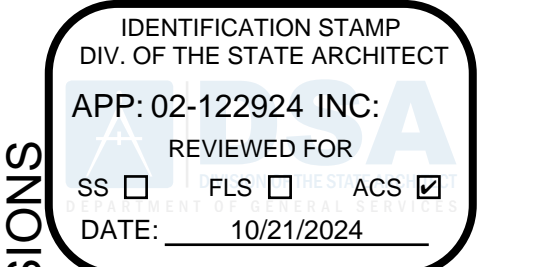
- ① EXISTING FIRE ALARM CABINET SHALL BE REMOVED AFTER COMPLETE INSTALLATION AND TESTING OF NEW FIRE ALARM PANEL.
- ② EXISTING FAN/DAMPER CONTROL PANEL SHALL REMAIN.
- ③ EXISTING FIRE PROTECTION SYSTEM TAMPER & FLOW SWITCH SHALL REMAIN.

AGENCY APPROVAL

OFFICE OF THE STATE FIRE MARSHAL
APPROVED FIRE AND PANIC ONLY

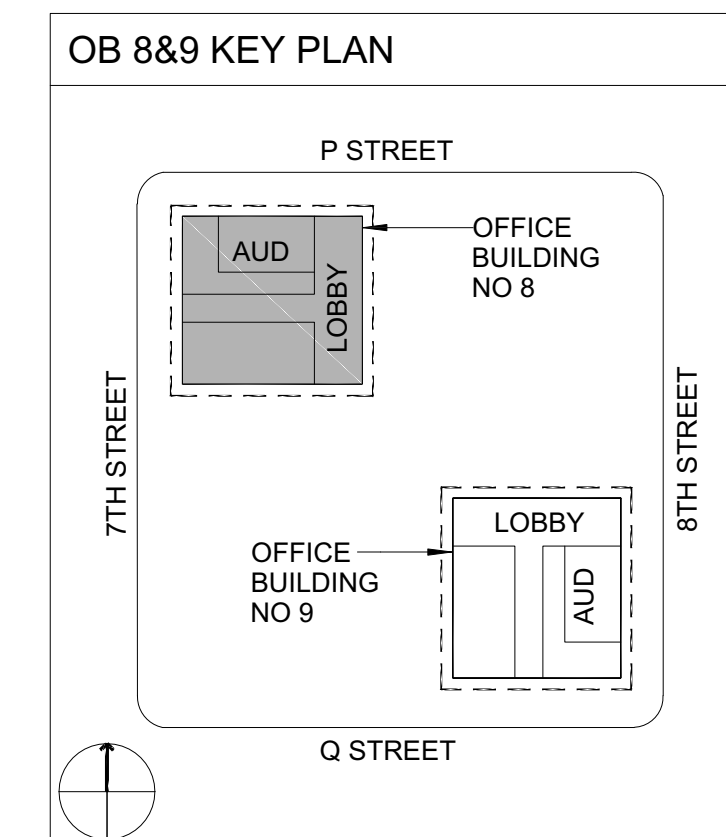


Approval of this plan does not authorize or approve any omission or deviation from applicable regulations. Final approval is subject to field inspection. One set of approved plans shall be available on the project site at all times.



1 OFFICE BUILDING #8 - SIXTEENTH FLOOR PLAN - DEMO FIRE ALARM


SCALE: 1/8" = 1'-0"



ECOM ENGINEERING
1455 RESPONSE ROAD, SUITE 140
SACRAMENTO, CA: 95815
916.641.5600
916.641.1640 FAX
WWW.ECOMENG.COM

JOB NO: 17-1155.11 PM, AM
DESIGNERS: AM
DRAWN BY: ECOM

DEPARTMENT OF GENERAL SERVICES - FACILITIES MANAGEMENT DIVISIONS
OFFICE BUILDING 8 & 9 (039 & 045) FIRE LIFE SAFETY UPGRADE
 707 3rd Street, 3rd Floor, West Sacramento, CA 95605
 CONSTRUCTION DOCUMENTS



SCALE: AS INDICATED

REVISIONS

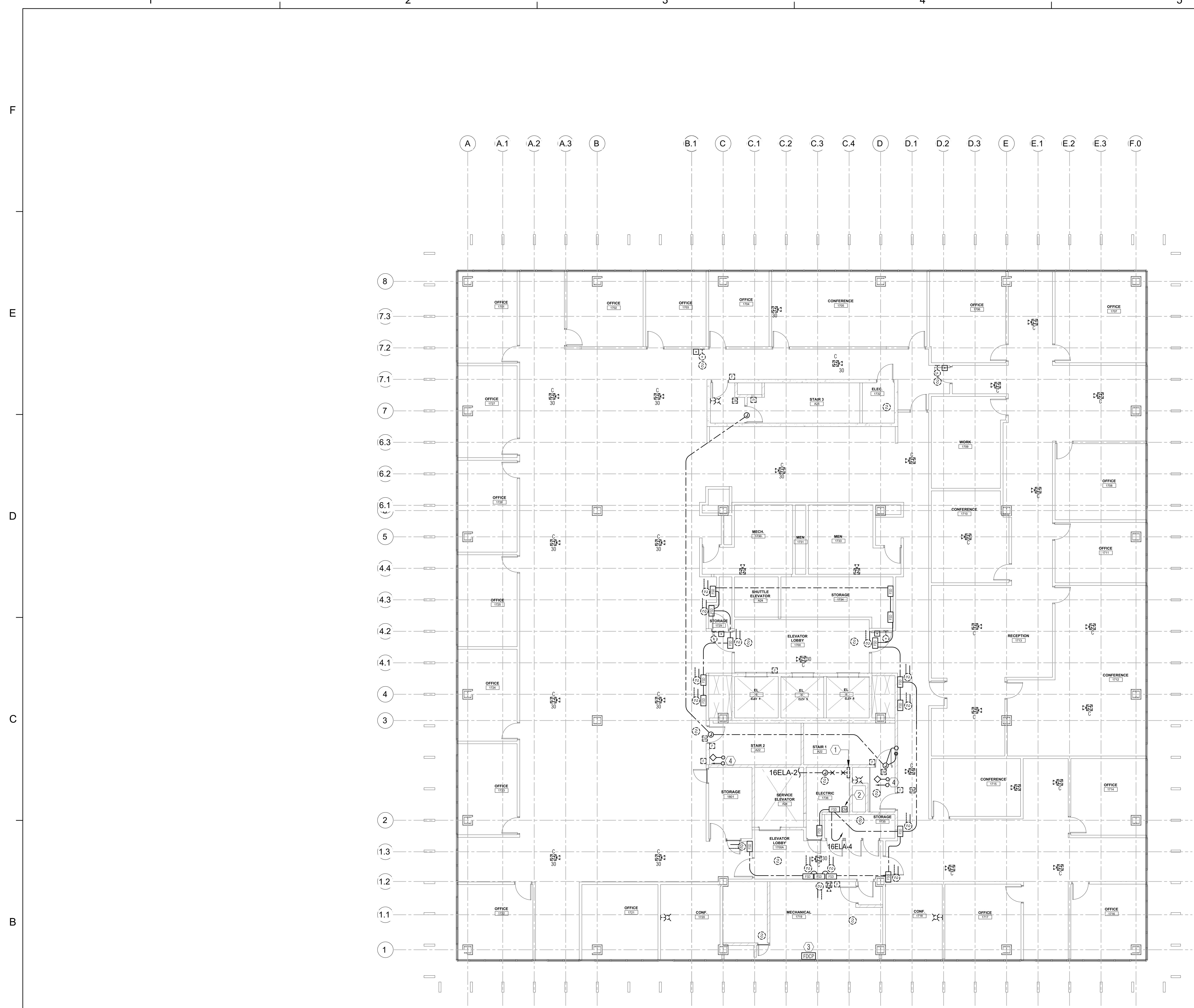
NO.	DESCRIPTION	DATE

DRAWN BY: _____ DRW
 APPROVED BY: _____ APR
 CHECKED BY: _____ CHK
 DATE: _____ 08 December, 2023

TITLE
SIXTEENTH FLOOR PLAN - DEMO FIRE ALARM

PROJECT NO. 00000000

E1.8.16
 SHEET NO.



1 OFFICE BUILDING #8 - SEVENTEENTH FLOOR PLAN - DEMO FIRE ALARM
 SCALE: 1/8" = 1'-0"


SHEET NOTES

1. TYPICAL UNLESS OTHERWISE NOTED, EXISTING DEVICES SHOWN SOLID ARE EXISTING TO REMAIN. MAINTAIN CIRCUIT CONTINUITY.
2. TYPICAL UNLESS OTHERWISE NOTED, EXISTING DEVICES SHOWN DASHED SHALL BE REMOVED, INCLUDING OUTLET BOX, CONDUIT AND WIRE.


NUMBERED NOTES

- 1 EXISTING FIRE ALARM CABINET SHALL BE REMOVED AFTER COMPLETE INSTALLATION AND TESTING OF NEW FIRE ALARM PANEL.
- 2 EXISTING SECURITY SYSTEM CONTROL CABINET, EXISTING INTERFACE INPUT CONTROL SIGNAL FROM FIRE ALARM SYSTEM, AND SECURITY OUTPUT SIGNAL TO FIRE ALARM SYSTEM SHALL BE REMOVED.
- 3 EXISTING FAN/DAMPER CONTROL PANEL SHALL REMAIN.
- 4 EXISTING FIRE PROTECTION SYSTEM TAMPER & FLOW SWITCH SHALL REMAIN.

Dewberry
 Dewberry Architects Inc.
 301 N Lake Ave, Suite 320
 Pasadena, CA 91101-5112
 916.239.7244 Phone
 916.239.7245 Fax



DEPARTMENT OF GENERAL SERVICES - FACILITIES MANAGEMENT DIVISIONS
OFFICE BUILDING 8 & 9 (039 & 045) FIRE LIFE SAFETY UPGRADE
 707 3rd Street, 3rd Floor, West Sacramento, CA 95605
 CONSTRUCTION DOCUMENTS



SCALE
 AS INDICATED

REVISIONS

NO.	DESCRIPTION	DATE

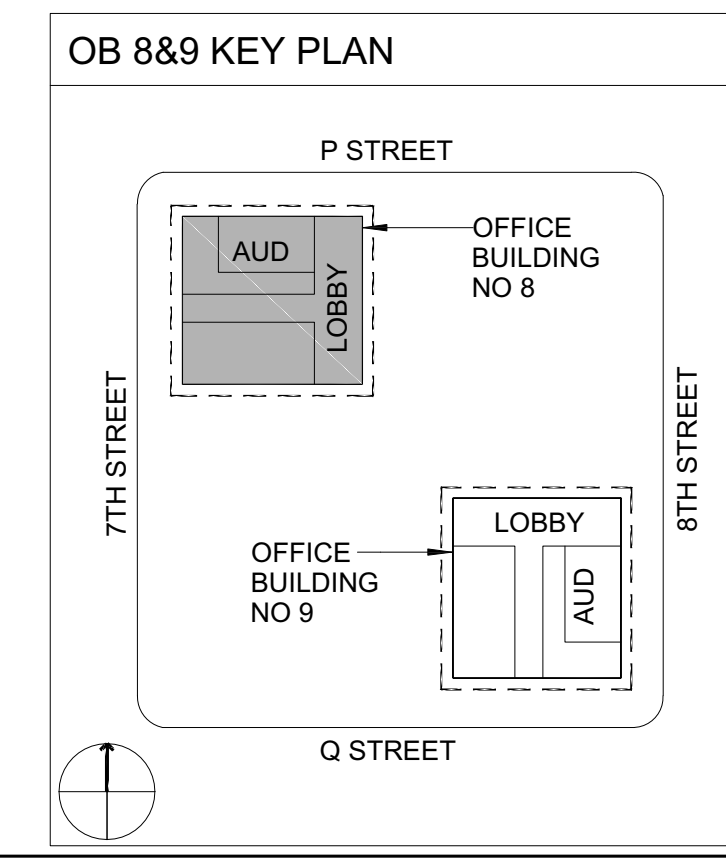
DRAWN BY _____ DRW
 APPROVED BY _____ APR
 CHECKED BY _____ CHK
 DATE _____ 08 December, 2023

TITLE
SEVENTEENTH FLOOR PLAN - DEMO FIRE ALARM

PROJECT NO. 00000000

E1.8.17

SHEET NO. _____
 ISSUE DATE: OCTOBER 25, 2024
 V2



ECOM
 ENGINEERING
 1455 RESPONSE ROAD, SUITE 140
 SACRAMENTO, CA: 95815
 916.641.5600
 916.641.1640 FAX
 WWW.ECOMENG.COM

JOB NO. 17-1155.11 PM, AM
 DESIGNER: AM
 DRAWN BY: ECOM

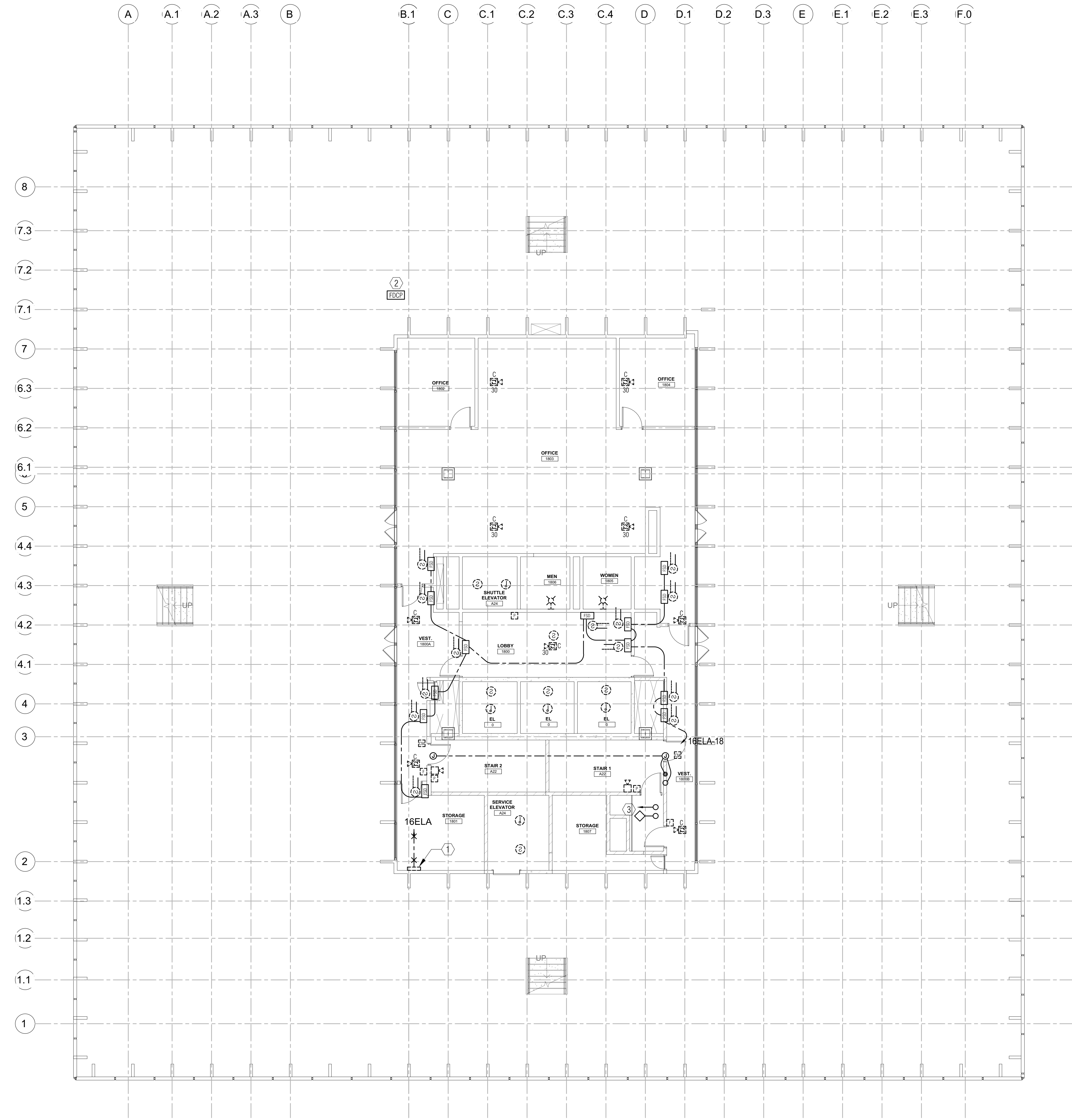
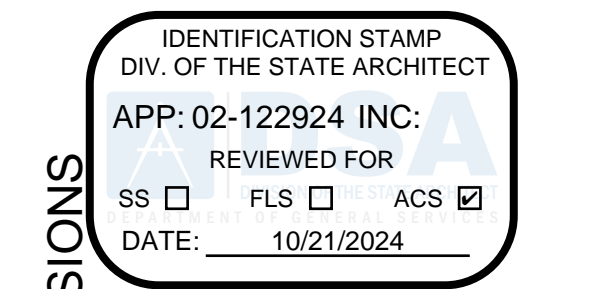
SHEET NOTES

1. TYPICAL UNLESS OTHERWISE NOTED, EXISTING DEVICES SHOWN SOLID ARE EXISTING TO REMAIN. MAINTAIN CIRCUIT CONTINUITY.
2. TYPICAL UNLESS OTHERWISE NOTED, EXISTING DEVICES SHOWN DASHED SHALL BE REMOVED, INCLUDING OUTLET BOX, CONDUIT AND WIRE.

NUMBERED NOTES

- ① EXISTING FIRE ALARM CABINET SHALL BE REMOVED AFTER COMPLETE INSTALLATION AND TESTING OF NEW FIRE ALARM PANEL. REMOVE BRANCH CIRCUIT, CONDUIT BOX AND WIRE ALL THE WAY BACK TO THE PANEL.
- ② FIRE PROTECTION SYSTEM TAMPER & FLOW SWITCH SHALL REMAIN.
- ③ EXISTING FIRE PROTECTION SYSTEM TAMPER & FLOW SWITCH SHALL REMAIN.

AGENCY APPROVAL



1 OFFICE BUILDING #8 - EIGHTEENTH FLOOR PLAN - DEMO FIRE ALARM


SCALE: 1/8" = 1'-0"

DEPARTMENT OF GENERAL SERVICES - FACILITIES MANAGEMENT DIVISIONS

OFFICE BUILDING 8 & 9 (039 & 045) FIRE LIFE SAFETY UPG

707 3rd Street, 3rd Floor, West Sacramento, CA 95605
CONSTRUCTION DOCUMENTS

SEAL



SCALE

AS INDICATED

REVISIONS

NO.	DESCRIPTION	DATE

DRAWN BY _____ DRW
APPROVED BY _____ APR
CHECKED BY _____ CHK
DATE _____ 08 December, 2023

TITLE

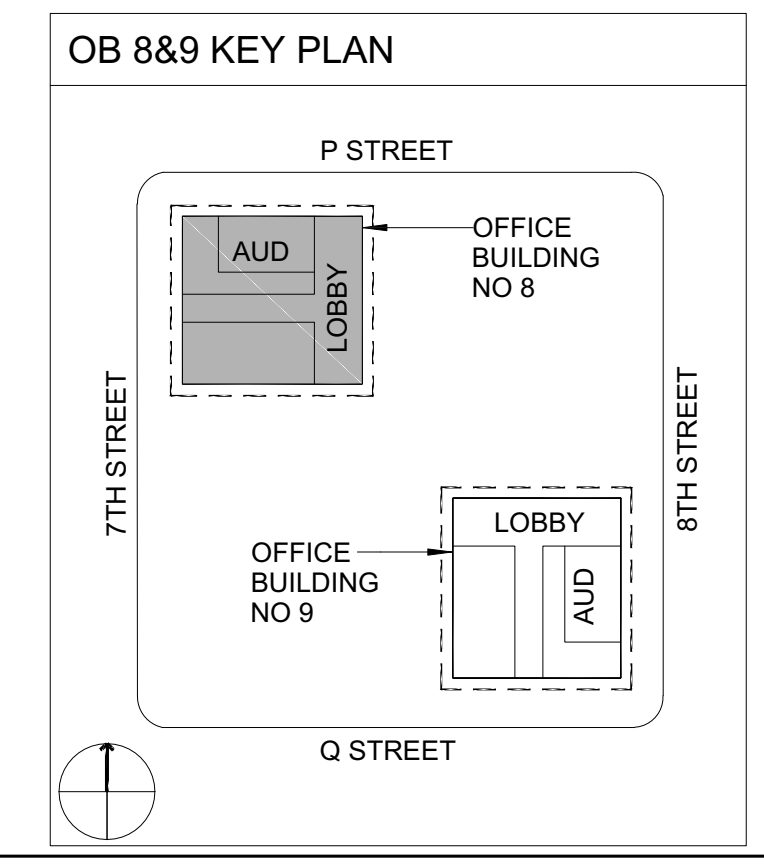
EIGHTEENTH FLOOR PLAN - DEMO FIRE ALARM

PROJECT NO. 00000000

E1.8.18

SHEET NO. _____

ISSUE DATE: OCTOBER 25, 2024



ECOM ENGINEERING
1455 RESPONSE ROAD, SUITE 140
SACRAMENTO, CA: 95815
916.641.5600
916.641.1640 FAX
WWW.ECOMENG.COM

JOB NO. 17-L155.11 PM, AM
DESIGNER: AM
DRAWN BY: ECOM

SHEET NOTES

- TYPICAL UNLESS OTHERWISE NOTED, EXISTING DEVICES SHOWN SOLID ARE EXISTING TO REMAIN. MAINTAIN CIRCUIT CONTINUITY.
- TYPICAL UNLESS OTHERWISE NOTED, EXISTING DEVICES SHOWN DASHED SHALL BE REMOVED, INCLUDING OUTLET BOX, CONDUIT AND WIRE.

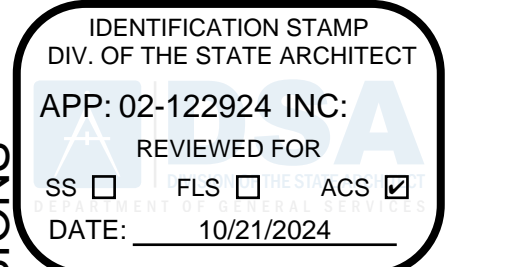
NUMBERED NOTES

- EXISTING FIRE ALARM CABINET SHALL BE REMOVED AFTER COMPLETE INSTALLATION AND TESTING OF NEW FIRE ALARM PANEL. REMOVE BRANCH CIRCUIT, CONDUIT BOX AND WIRE ALL THE WAY BACK TO THE PANEL.
- EXISTING FAN/DAMPER CONTROL PANEL SHALL REMAIN.
- EXISTING FIRE PROTECTION SYSTEM TAMPER & FLOW SWITCH SHALL REMAIN.
- ELEVATOR CONTROL PANEL SHALL REMAIN.

AGENCY APPROVAL



Approval of this plan does not authorize or approve any omission or deviation from applicable regulations. Final approval is subject to field inspection. One set of approved plans shall be available on the project site at all times.



DEPARTMENT OF GENERAL SERVICES - FACILITIES MANAGEMENT DIVISIONS

OFFICE BUILDING 8 & 9 (039 & 045) FIRE LIFE SAFETY UPGRADE

707 3rd Street, 3rd Floor, West Sacramento, CA 95605
 CONSTRUCTION DOCUMENTS

SEAL



SCALE

AS INDICATED

REVISIONS

NO.	DESCRIPTION	DATE

DRAWN BY _____ DRW
 APPROVED BY _____ APR
 CHECKED BY _____ CHK
 DATE _____ 08 December, 2023

TITLE

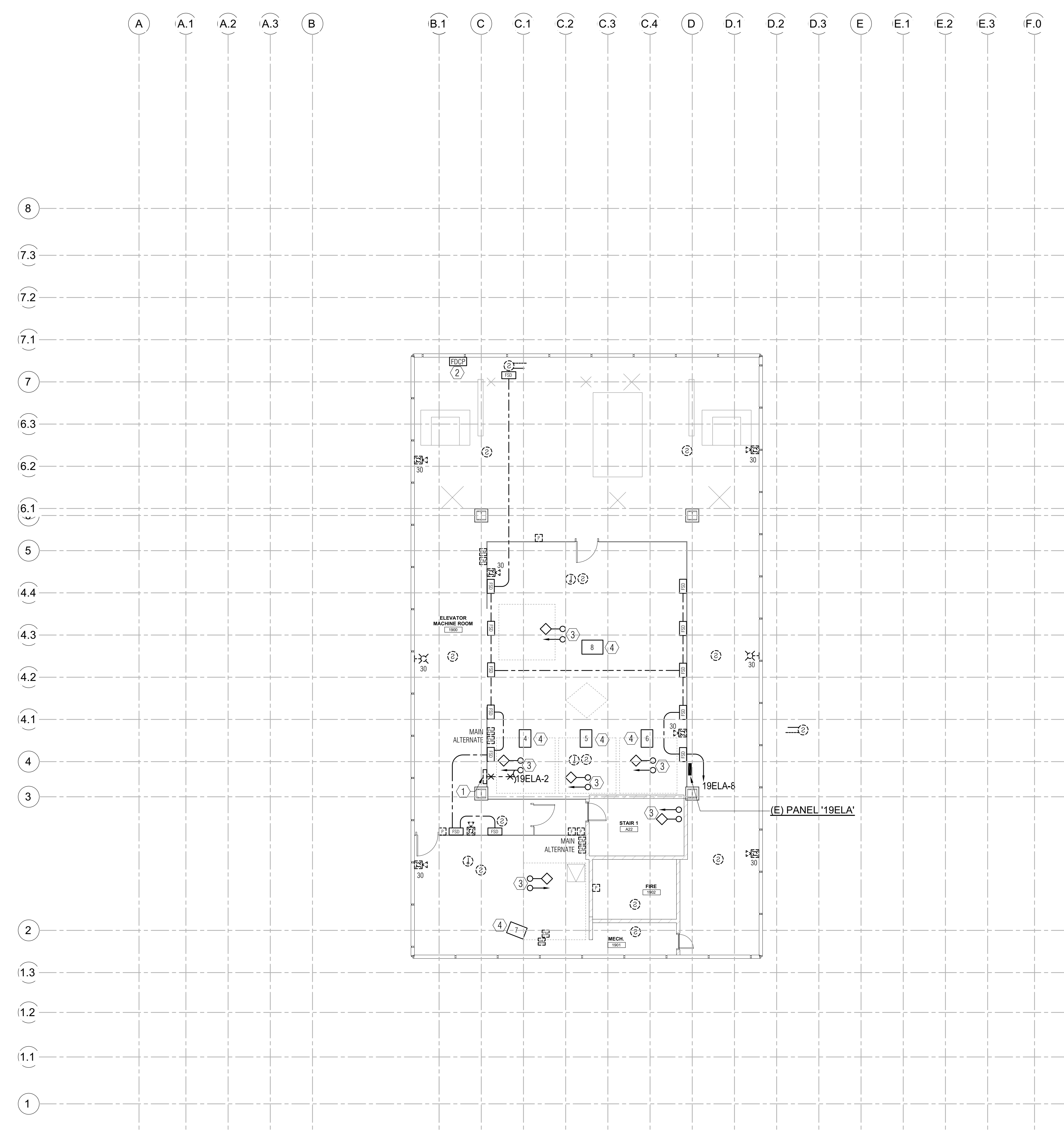
NINETEENTH FLOOR PLAN - DEMO FIRE ALARM

PROJECT NO. 00000000

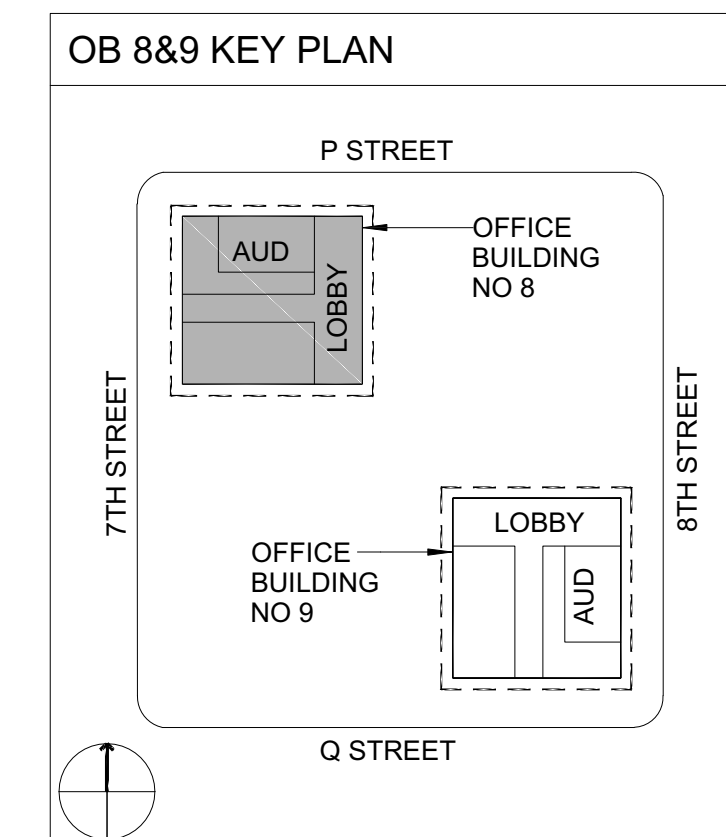
E1.8.19

SHEET NO. _____

ISSUE DATE: OCTOBER 25, 2024



1 OFFICE BUILDING #8 - NINETEENTH FLOOR PLAN - DEMO FIRE ALARM
 SCALE: 1/8" = 1'-0"



ECOM ENGINEERING
 1455 RESPONSE ROAD, SUITE 140
 SACRAMENTO, CA: 95815
 916.641.5600
 916.641.1640 FAX
 WWW.ECOMENG.COM
 JOB NO: 17-L155.11 PW, AM
 DESIGNER: AM
 DRAWN BY: ECOM

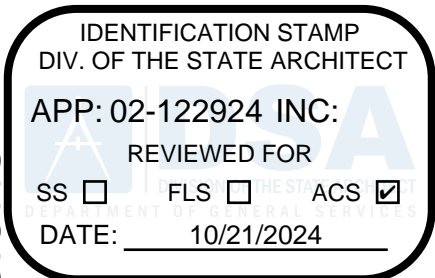
SHEET NOTES

1. TYPICAL UNLESS OTHERWISE NOTED, EXISTING DEVICES SHOWN SOLID ARE EXISTING TO REMAIN. MAINTAIN CIRCUIT CONTINUITY.
2. TYPICAL UNLESS OTHERWISE NOTED, EXISTING DEVICES SHOWN DASHED SHALL BE REMOVED, INCLUDING OUTLET BOX, CONDUIT AND WIRE.

NUMBERED NOTES

- ① EXISTING FAN/DAMPER CONTROL PANEL SHALL REMAIN.

AGENCY APPROVAL



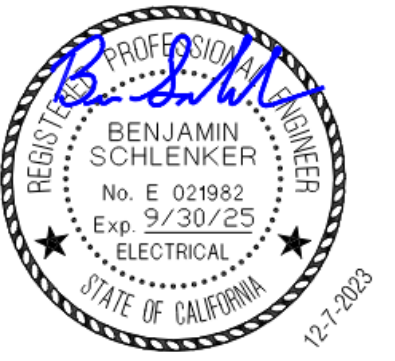
DEPARTMENT OF GENERAL SERVICES - FACILITIES MANAGEMENT DIVISIONS

OFFICE BUILDING 8 & 9 (039 & 045) FIRE LIFE SAFETY UPGRADE

707 3rd Street, 3rd Floor, West Sacramento, CA 95605

CONSTRUCTION DOCUMENTS

SEAL



SCALE

AS INDICATED

REVISIONS

NO.	DESCRIPTION	DATE

DRAWN BY _____ DRW
APPROVED BY _____ APR
CHECKED BY _____ CHK
DATE _____ 08 December, 2023

TITLE

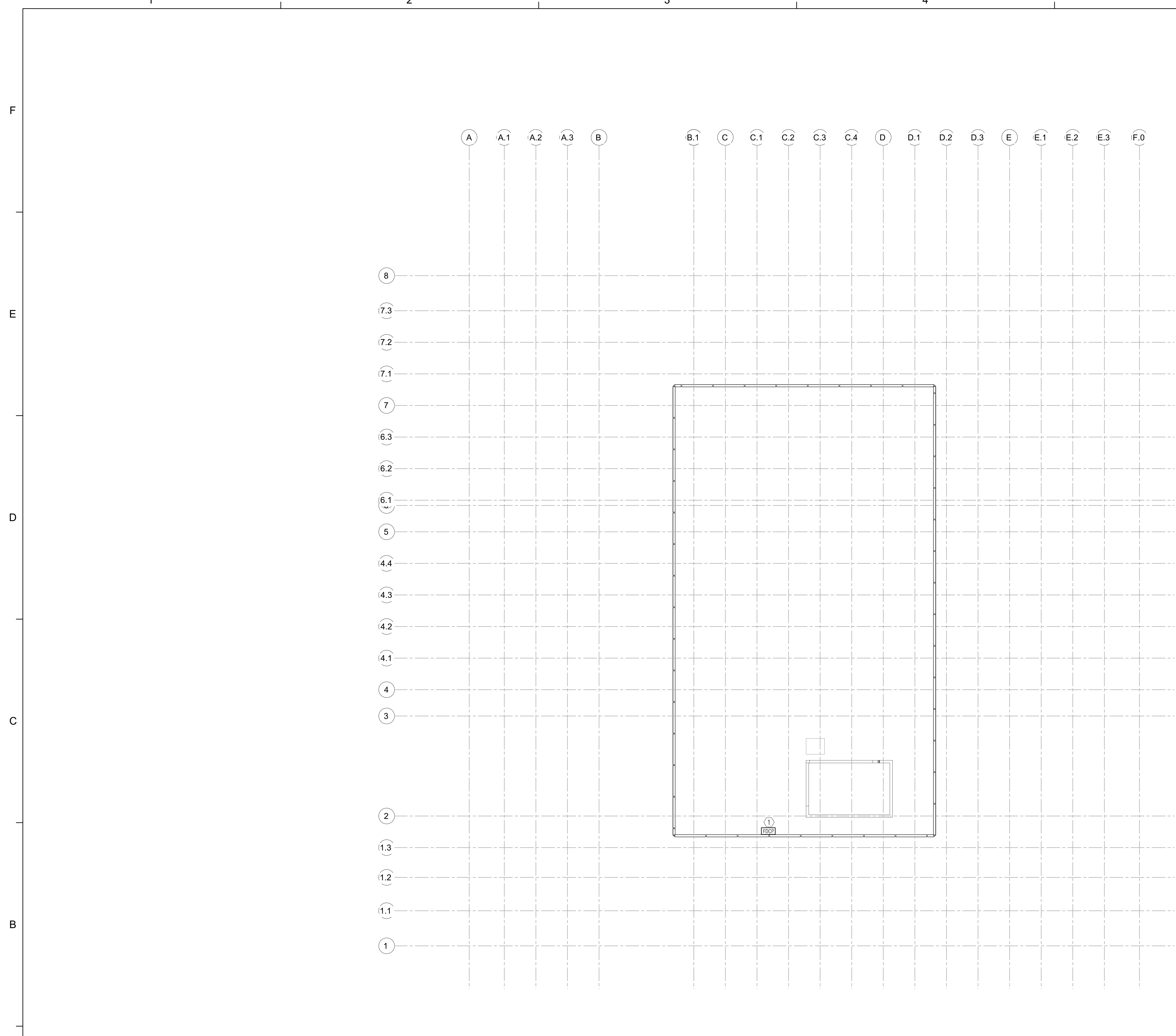
ROOF PLAN - DEMO FIRE ALARM

PROJECT NO. 00000000

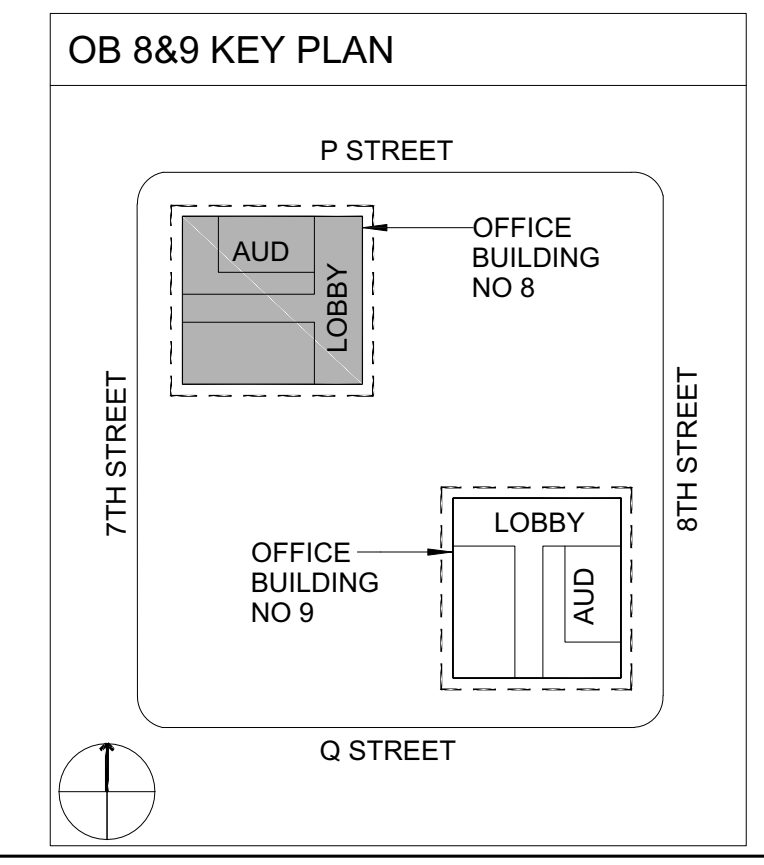
E1.8.20

SHEET NO.

ISSUE DATE: OCTOBER 25, 2024



① **OFFICE BUILDING #8 - ROOF PLAN - DEMO FIRE ALARM**
SCALE: 1/8" = 1'-0"



ECOM ENGINEERING
1455 RESPONSE ROAD, SUITE 140
SACRAMENTO, CA: 95815
916.641.5600
916.641.1640 FAX
WWW.ECOMENG.COM

JOB NO. 17-L155.11 PM, AM
DESIGNERS: AM
DRAWN BY: ECOM

SHEET NOTES

1. TYPICAL UNLESS OTHERWISE NOTED, EXISTING DEVICES SHOWN SOLID ARE EXISTING TO REMAIN. MAINTAIN CIRCUIT CONTINUITY.
2. TYPICAL UNLESS OTHERWISE NOTED, EXISTING DEVICES SHOWN DASHED SHALL BE REMOVED, INCLUDING OUTLET BOX, CONDUIT AND WIRE.

NUMBERED NOTES

- ① EXISTING FIRE ALARM CABINET SHALL BE REMOVED AFTER COMPLETE INSTALLATION AND TESTING OF NEW FIRE ALARM PANEL.
- ② EXISTING FAN/DAMPER CONTROL PANEL TO REMAIN.
- ③ EXISTING FIRE PROTECTION SYSTEM TAMPER & FLOW SWITCH SHALL REMAIN.

AGENCY APPROVAL

OFFICE OF THE STATE FIRE MARSHAL
APPROVED FIRE AND PANIC ONLY



Approval of this plan does not authorize or approve any omission or deviation from applicable regulations. Final approval is subject to field inspection. One set of approved plans shall be available on the project site at all times.

IDENTIFICATION STAMP
DIV. OF THE STATE ARCHITECT
APP: 02-122924 INC.
REVIEWED FOR
SS FLS ACS
DATE: 10/21/2024

DEPARTMENT OF GENERAL SERVICES - FACILITIES MANAGEMENT DIVISIONS

OFFICE BUILDING 8 & 9 (039 & 045) FIRE LIFE SAFETY UPGRADE

707 3rd Street, West Sacramento, CA 95605

CONSTRUCTION DOCUMENTS

SEAL



SCALE

AS INDICATED

REVISIONS

NO.	DESCRIPTION	DATE

DRAWN BY _____ DRW
APPROVED BY _____ APR
CHECKED BY _____ CHK
DATE _____ 08 December, 2023

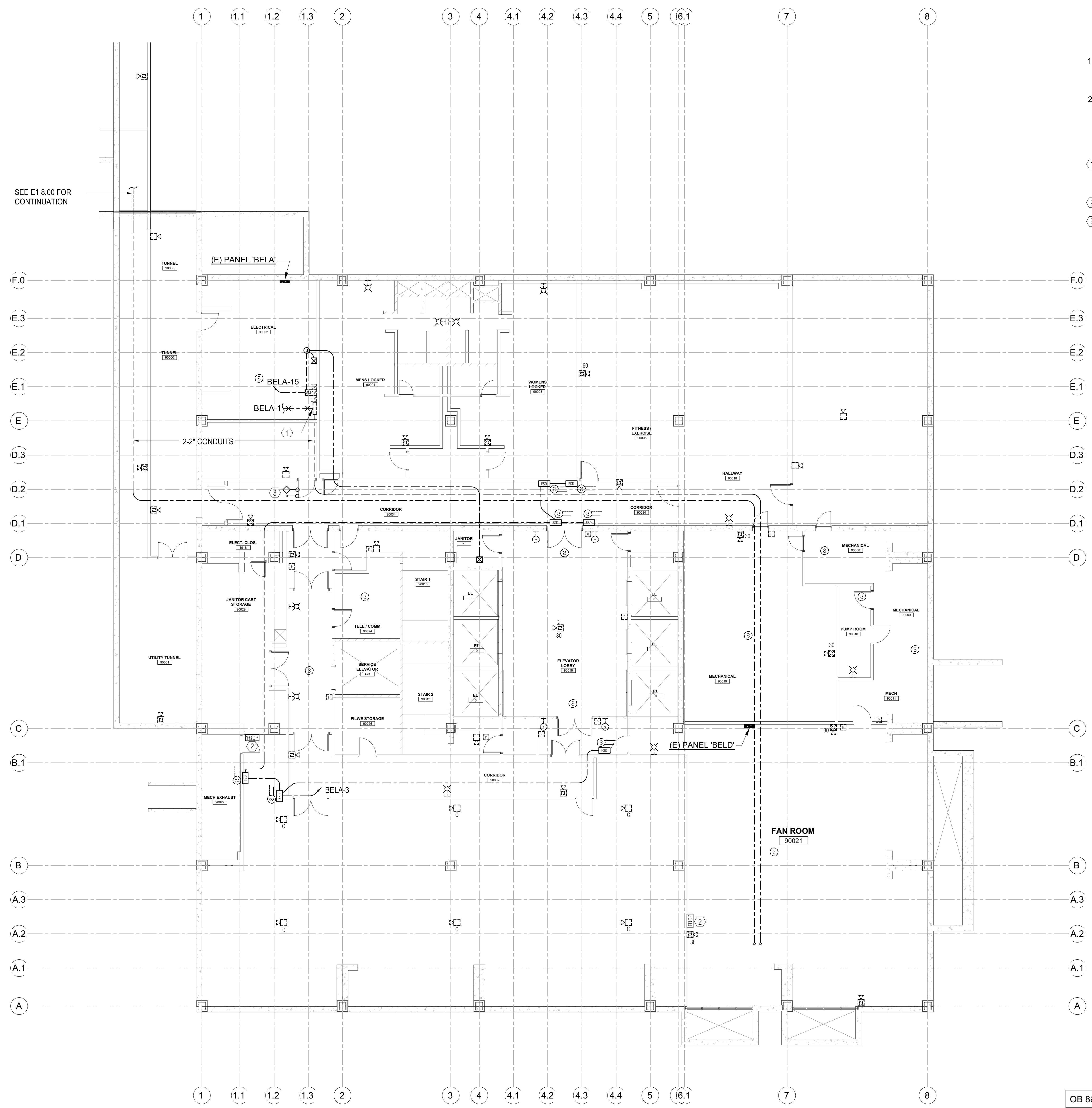
TITLE

BASEMENT FLOOR PLAN - DEMO FIRE ALARM

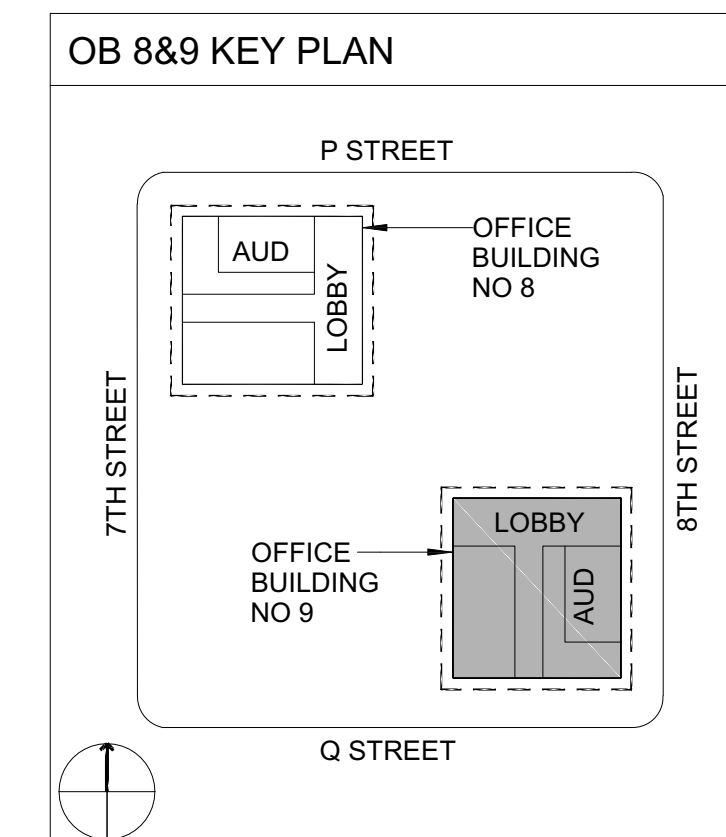
PROJECT NO. 00000000

E1.9.00

SHEET NO. ISSUE DATE: OCTOBER 25, 2024



1 OFFICE BUILDING #9 - BASEMENT FLOOR PLAN - DEMO FIRE ALARM
SCALE: 1/8" = 1'-0"



ECOM ENGINEERING
1455 RESPONSE ROAD, SUITE 140
SACRAMENTO, CA: 95815
916.641.5600
916.641.1640 FAX
WWW.ECOMENG.COM

JOB NO: 17-L155.11 PM, AM
DESIGNERS: AM
DRAWN BY: ECOM

AGENCY APPROVAL

OFFICE OF THE STATE FIRE MARSHAL
APPROVED FIRE AND PANIC ONLY



Approval of this plan does not authorize or approve any omission or deviation from applicable regulations. Final approval is subject to field inspection. One set of approved plans shall be available on the project site at all times.

IDENTIFICATION STAMP
DIV. OF THE STATE ARCHITECT
APP: 02-122924 INC.
REVIEWED FOR
SS FLS ACS
DATE: 10/21/2024


DEPARTMENT OF GENERAL SERVICES - FACILITIES MANAGEMENT DIVISIONS

OFFICE BUILDING 8 & 9 (039 & 045) FIRE LIFE SAFETY UPGRADE

707 3rd Street, West Sacramento, CA 95605

CONSTRUCTION DOCUMENTS

SEAL



SCALE

AS INDICATED

REVISIONS

NO.	DESCRIPTION	DATE

DRAWN BY _____ DRW
APPROVED BY _____ APR
CHECKED BY _____ CHK
DATE _____ 08 December, 2023

TITLE

SECOND FLOOR PLAN - DEMO FIRE ALARM

PROJECT NO. 00000000

E1.9.02

SHEET NO. _____

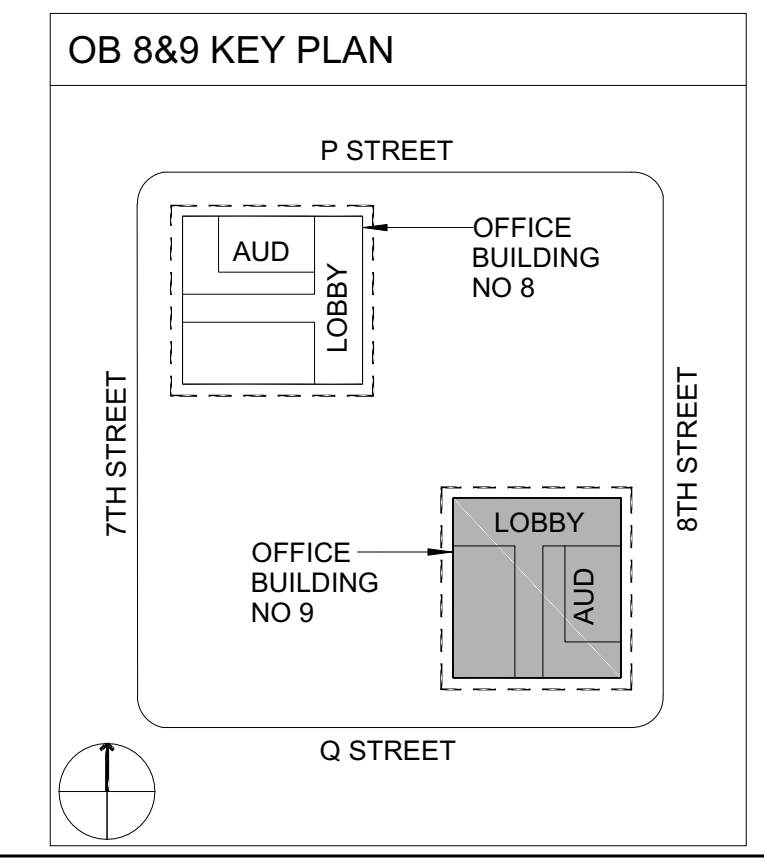
ISSUE DATE: OCTOBER 25, 2024

SHEET NOTES

1. TYPICAL UNLESS OTHERWISE NOTED, EXISTING DEVICES SHOWN SOLID ARE EXISTING TO REMAIN, MAINTAIN CIRCUIT CONTINUITY.
2. TYPICAL UNLESS OTHERWISE NOTED, EXISTING DEVICES SHOWN DASHED SHALL BE REMOVED, INCLUDING OUTLET BOX, CONDUIT AND WIRE.

NUMBERED NOTES

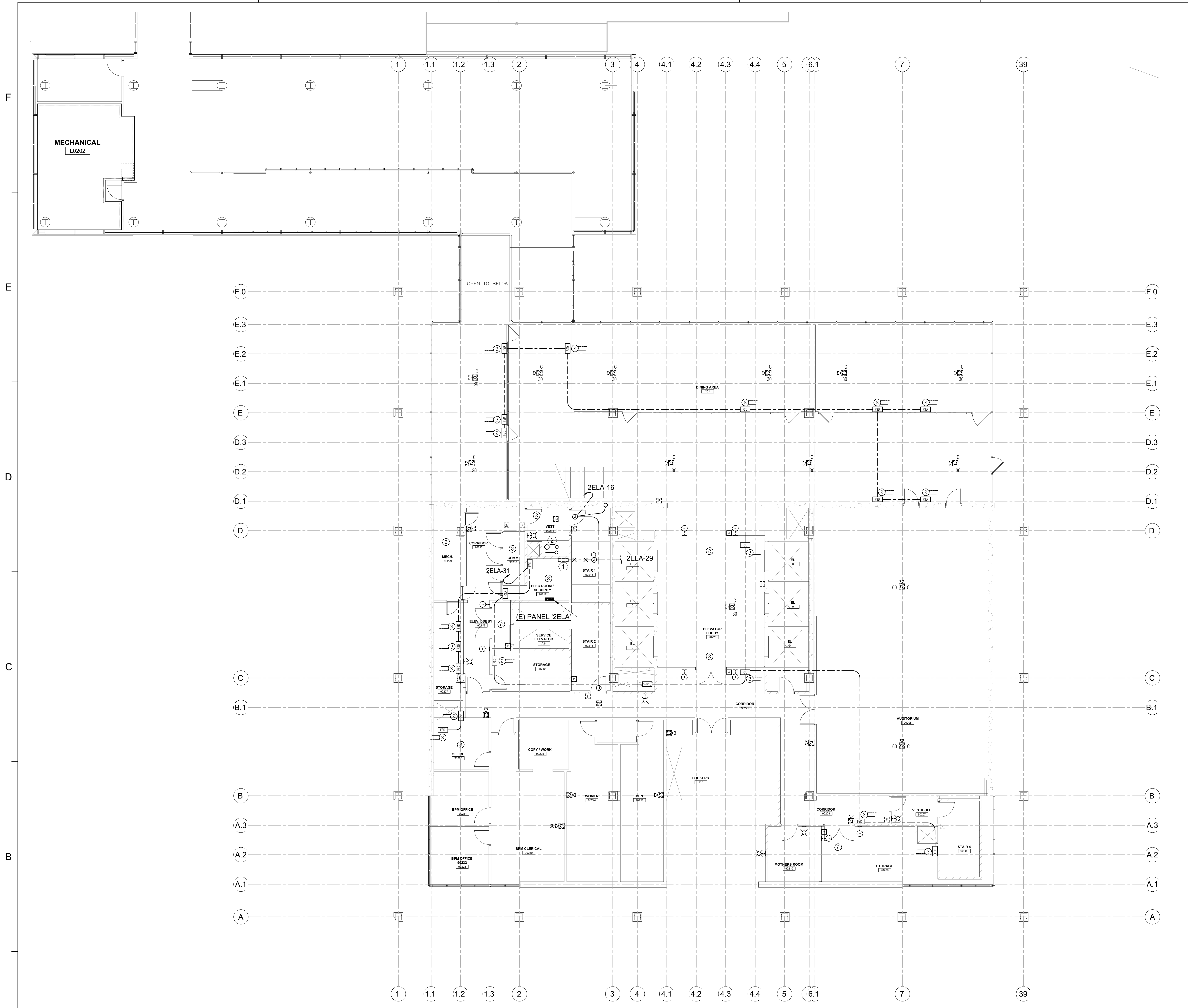
- ① EXISTING FIRE ALARM CABINET SHALL BE REMOVED AFTER COMPLETE INSTALLATION AND TESTING OF NEW FIRE ALARM PANEL.
- ② EXISTING FIRE PROTECTION SYSTEM TAMPER & FLOW SWITCH SHALL REMAIN.



ECOM ENGINEERING
1455 RESPONSE ROAD, SUITE 140
SACRAMENTO, CA: 95815
916.641.5600
916.641.1640 FAX
WWW.ECOMENG.COM

JOB NO. 17-L155.11 PM, AM
DESIGNER: AM
DRAWN BY: ECOM

1 OFFICE BUILDING #9 - SECOND FLOOR PLAN - DEMO FIRE ALARM
SCALE: 1/8" = 1'-0"



SHEET NOTES

1. TYPICAL UNLESS OTHERWISE NOTED, EXISTING DEVICES SHOWN SOLID ARE EXISTING TO REMAIN. MAINTAIN CIRCUIT CONTINUITY.
2. TYPICAL UNLESS OTHERWISE NOTED, EXISTING DEVICES SHOWN DASHED SHALL BE REMOVED, INCLUDING OUTLET BOX, CONDUIT AND WIRE.

NUMBERED NOTES

- ① EXISTING FIRE ALARM CABINET SHALL BE REMOVED AFTER COMPLETE INSTALLATION AND TESTING OF NEW FIRE ALARM PANEL.
- ② EXISTING FAN/DAMPER CONTROL PANEL SHALL REMAIN.
- ③ EXISTING FIRE PROTECTION SYSTEM TAMPER & FLOW SWITCH SHALL REMAIN.

AGENCY APPROVAL

OFFICE OF THE STATE FIRE MARSHAL
APPROVED FIRE AND PANIC ONLY



Approval of this plan does not authorize or approve any omission or deviation from applicable regulations. Final approval is subject to field inspection. One set of approved plans shall be available on the project site at all times.


IDENTIFICATION STAMP
DIV. OF THE STATE ARCHITECT
APP: 02-122924 INC.
REVIEWED FOR
SS FLS ACS
DATE: 10/21/2024

DEPARTMENT OF GENERAL SERVICES - FACILITIES MANAGEMENT DIVISIONS

OFFICE BUILDING 8 & 9 (039 & 045) FIRE LIFE SAFETY UPGRADE

707 3rd Street, 3rd Floor, West Sacramento, CA 95605
CONSTRUCTION DOCUMENTS

SEAL



SCALE

AS INDICATED

REVISIONS

NO.	DESCRIPTION	DATE

DRAWN BY _____ DRW
APPROVED BY _____ APR
CHECKED BY _____ CHK
DATE _____ 08 December, 2023

TITLE

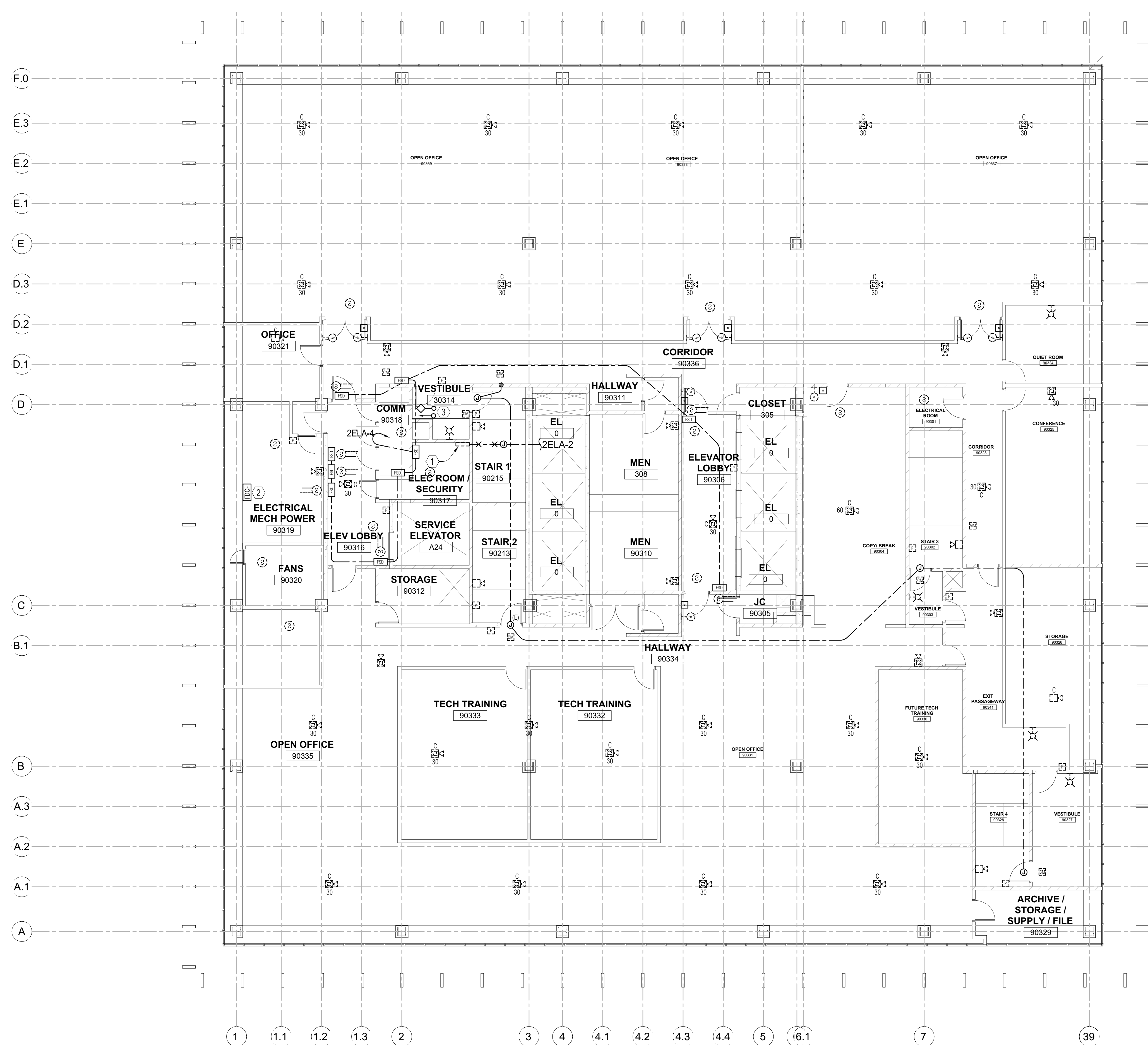
**THIRD FLOOR
PLAN - DEMO FIRE
ALARM**

PROJECT NO. 00000000

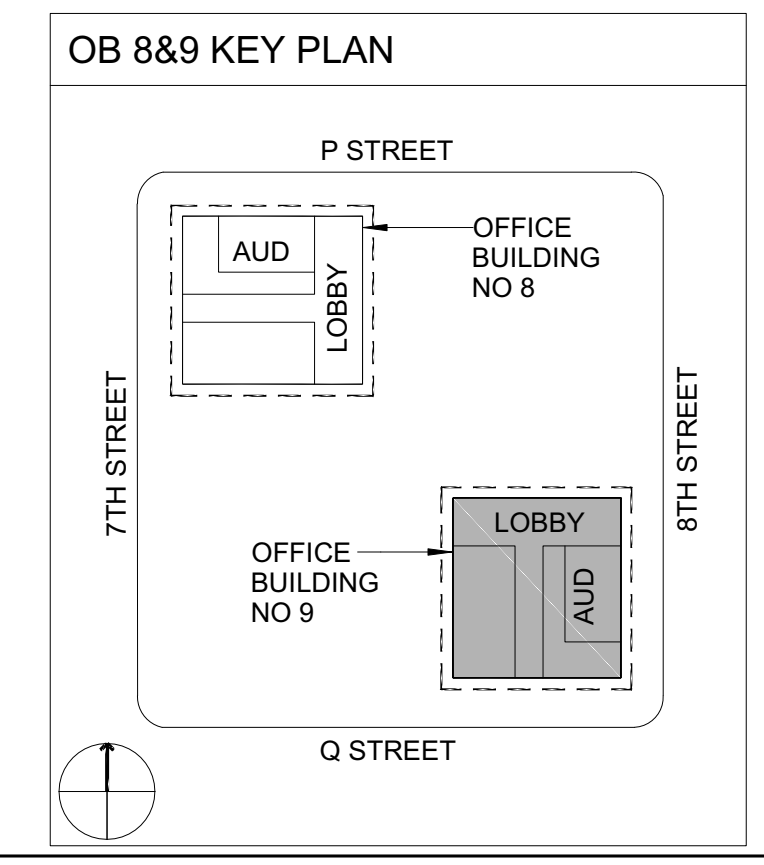
E1.9.03

SHEET NO. _____

ISSUE DATE: OCTOBER 25, 2024



1 OFFICE BUILDING #9 - THIRD FLOOR PLAN - DEMO FIRE ALARM
SCALE: 1/8" = 1'-0"



**ECOM
ENGINEERING**
1455 RESPONSE ROAD, SUITE 140
SACRAMENTO, CA: 95815
916.641.5600
916.641.1640 FAX
WWW.ECOMENG.COM

JOB NO: 17-L155.11 PM, AM
DESIGNER: AM
DRAWN BY: ECOM

SHEET NOTES

1. TYPICAL UNLESS OTHERWISE NOTED, EXISTING DEVICES SHOWN SOLID ARE EXISTING TO REMAIN. MAINTAIN CIRCUIT CONTINUITY.
2. TYPICAL UNLESS OTHERWISE NOTED, EXISTING DEVICES SHOWN DASHED SHALL BE REMOVED, INCLUDING OUTLET BOX, CONDUIT AND WIRE.

NUMBERED NOTES

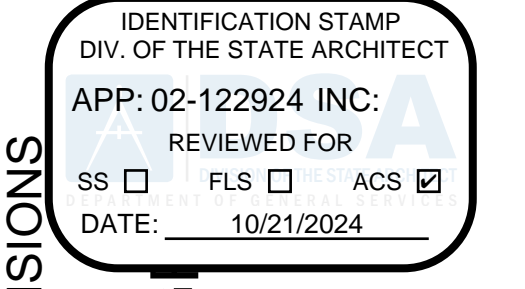
- ① EXISTING FIRE ALARM CABINET SHALL BE REMOVED AFTER COMPLETE INSTALLATION AND TESTING OF NEW FIRE ALARM PANEL.
- ② EXISTING FAN/DAMPER CONTROL PANEL SHALL REMAIN.
- ③ EXISTING FIRE PROTECTION SYSTEM TAMPER & FLOW SWITCH SHALL REMAIN.

AGENCY APPROVAL

OFFICE OF THE STATE FIRE MARSHAL
APPROVED FIRE AND PANIC ONLY



Approval of this plan does not authorize or approve any omission or deviation from applicable regulations. Final approval is subject to field inspection. One set of approved plans shall be available on the project site at all times.




DEPARTMENT OF GENERAL SERVICES - FACILITIES MANAGEMENT DIVISIONS

OFFICE BUILDING 8 & 9 (039 & 045) FIRE LIFE SAFETY UPG

707 3rd Street, 3rd Floor, West Sacramento, CA 95605
CONSTRUCTION DOCUMENTS

SEAL



SCALE

AS INDICATED

REVISIONS

NO.	DESCRIPTION	DATE

DRAWN BY _____ DRW
APPROVED BY _____ APR
CHECKED BY _____ CHK
DATE _____ 08 December, 2023

TITLE

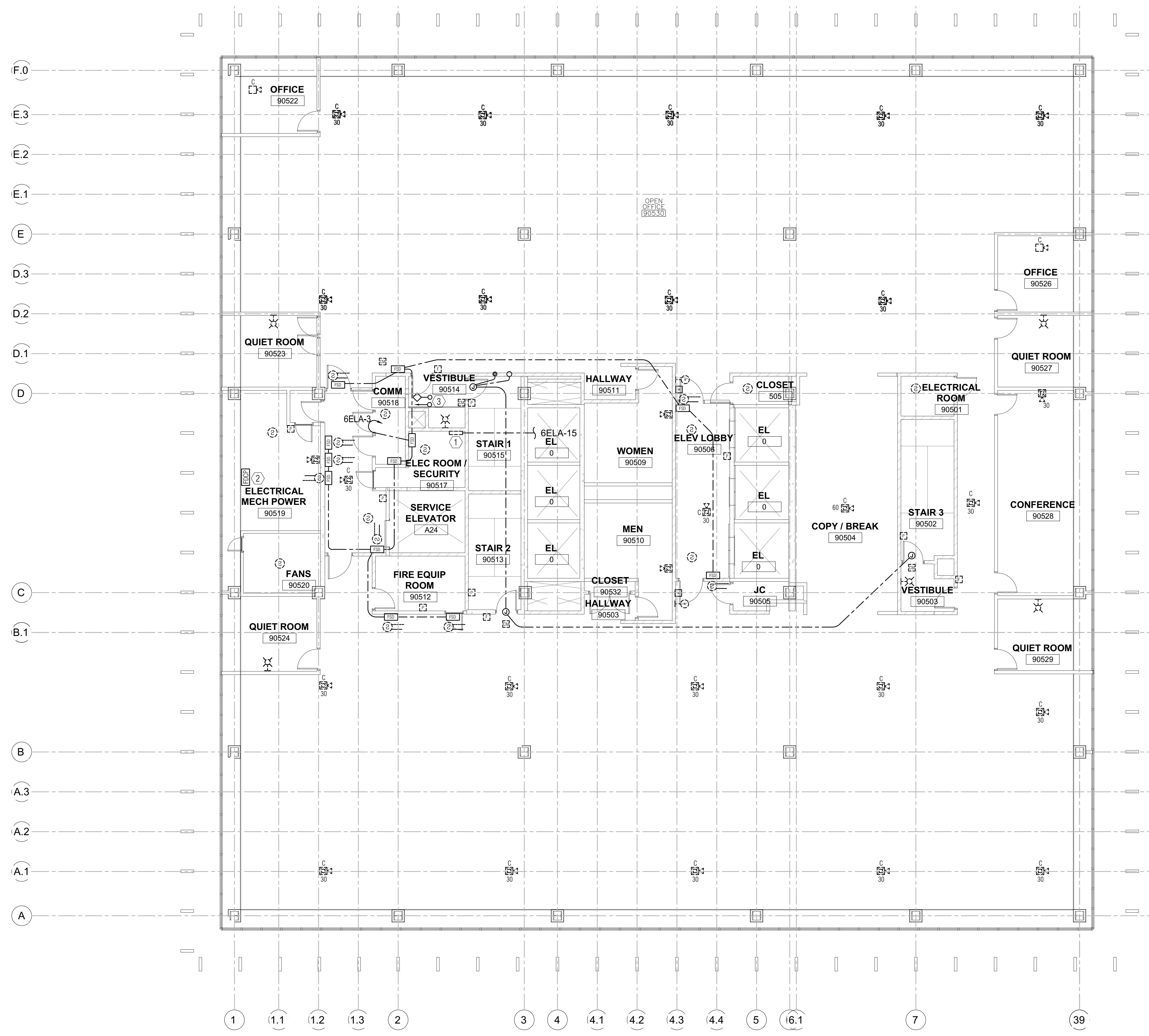
**FIFTH FLOOR
PLAN - DEMO FIRE
ALARM**

PROJECT NO. 00000000

E1.9.05

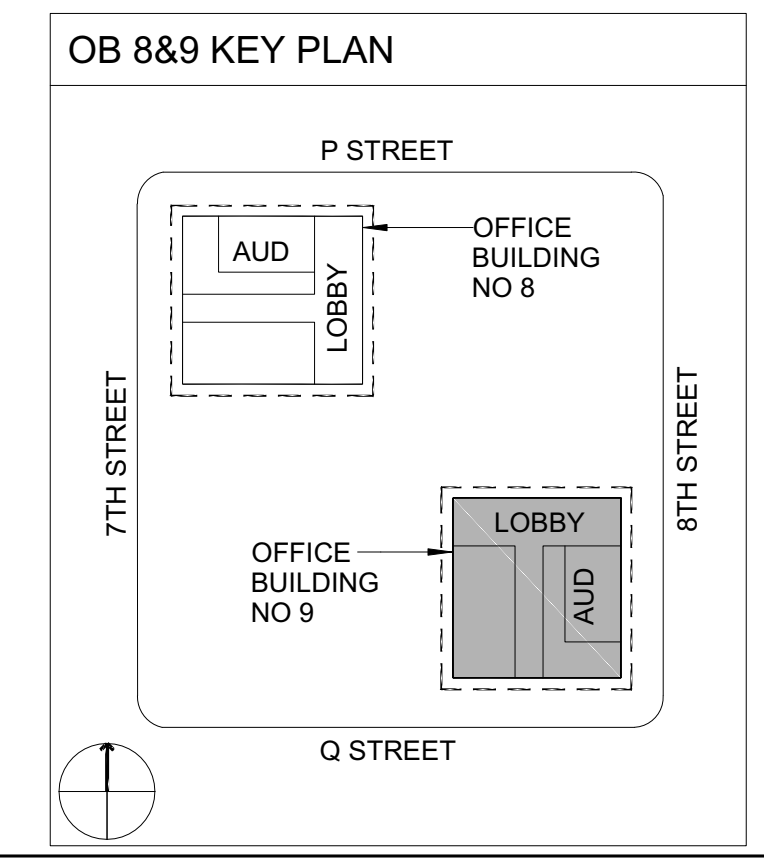
SHEET NO. _____

ISSUE DATE: OCTOBER 25, 2024



1 OFFICE BUILDING #9 - FIFTH FLOOR PLAN - DEMO FIRE ALARM

SCALE: 1/8" = 1'-0"



**ECOM
ENGINEERING**
1455 RESPONSE ROAD, SUITE 140
SACRAMENTO, CA: 95815
916.641.5600
916.641.1640 FAX
WWW.ECOMENG.COM

JOB NO. 17-L155.11 PM, AM
DESIGNERS: AM
DRAWN BY: ECOM

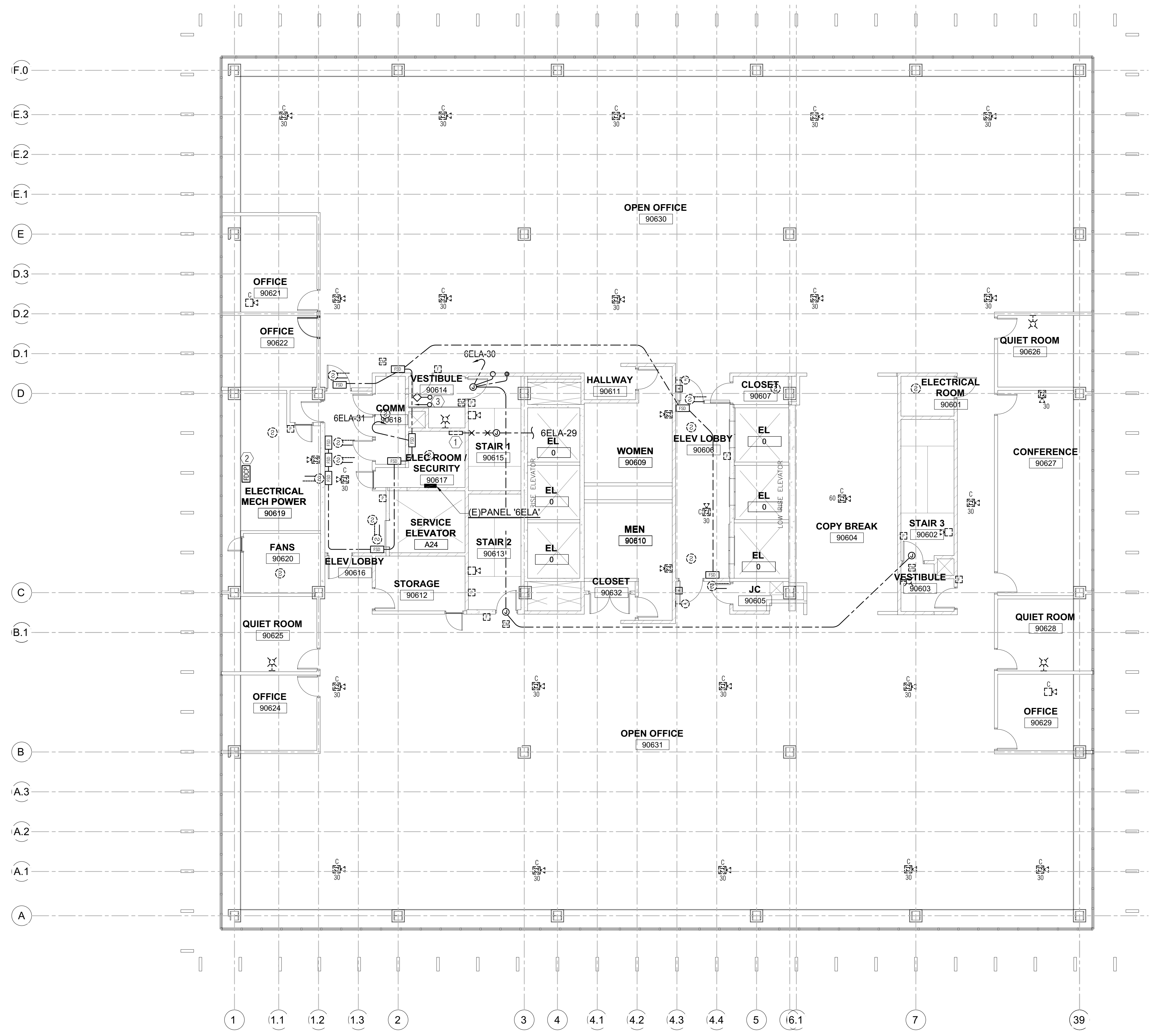
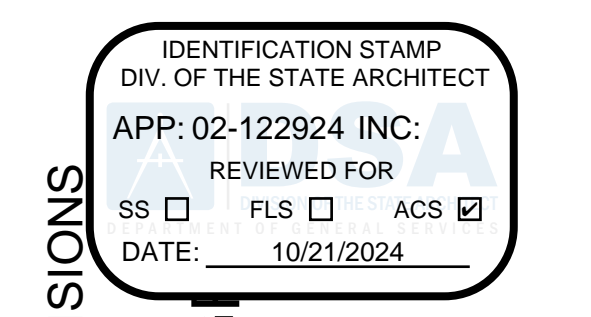
SHEET NOTES

1. TYPICAL UNLESS OTHERWISE NOTED, EXISTING DEVICES SHOWN SOLID ARE EXISTING TO REMAIN. MAINTAIN CIRCUIT CONTINUITY.
2. TYPICAL UNLESS OTHERWISE NOTED, EXISTING DEVICES SHOWN DASHED SHALL BE REMOVED, INCLUDING OUTLET BOX, CONDUIT AND WIRE.

NUMBERED NOTES

- ① EXISTING FIRE ALARM CABINET SHALL BE REMOVED AFTER COMPLETE INSTALLATION AND TESTING OF NEW FIRE ALARM PANEL.
- ② EXISTING FAN/DAMPER CONTROL PANEL SHALL REMAIN.
- ③ EXISTING FIRE PROTECTION SYSTEM TAMPER & FLOW SWITCH SHALL REMAIN.

AGENCY APPROVAL



1 OFFICE BUILDING #9 - SIXTH FLOOR PLAN - DEMO FIRE ALARM

SCALE: 1/8" = 1'-0"


DEPARTMENT OF GENERAL SERVICES - FACILITIES MANAGEMENT DIVISIONS

OFFICE BUILDING 8 & 9 (039 & 045) FIRE LIFE SAFETY UPGRADE

707 3rd Street, 3rd Floor, West Sacramento, CA 95605

CONSTRUCTION DOCUMENTS

SEAL



SCALE

AS INDICATED

REVISIONS

NO.	DESCRIPTION	DATE

DRAWN BY _____ DRW
APPROVED BY _____ APR
CHECKED BY _____ CHK
DATE _____ 08 December, 2023

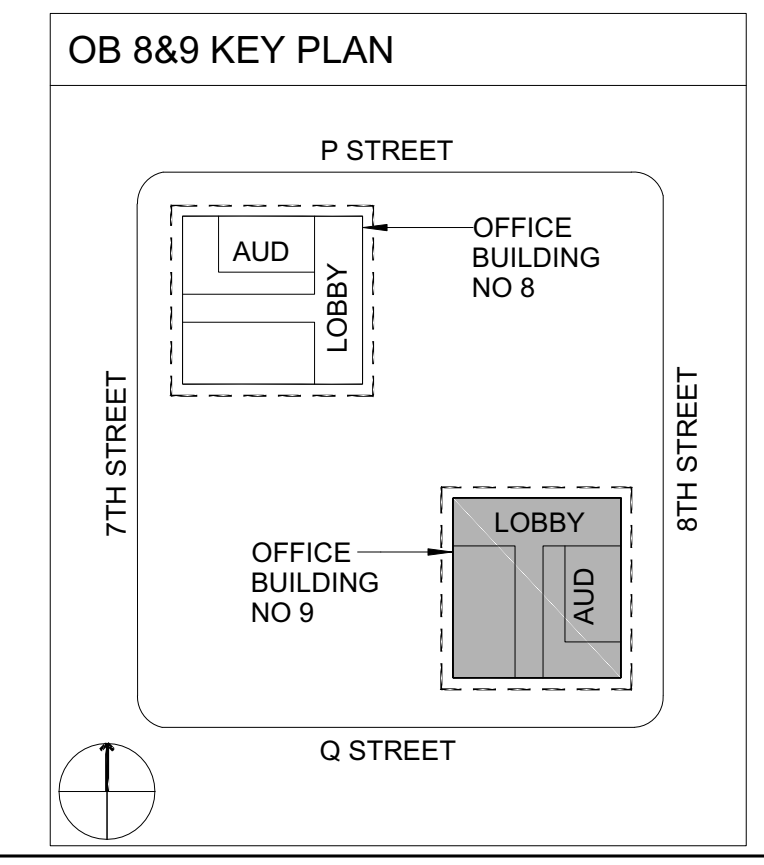
TITLE

SIXTH FLOOR PLAN - DEMO FIRE ALARM

PROJECT NO. 00000000

E1.9.06

SHEET NO. ISSUE DATE: OCTOBER 25, 2024



ECOM ENGINEERING
1455 RESPONSE ROAD, SUITE 140
SACRAMENTO, CA: 95815
916.641.5600
916.641.1640 FAX
WWW.ECOMENG.COM

JOB NO. 17-1155.11 PM, AM
DESIGNER: AM
DRAWN BY: ECOM

SHEET NOTES

1. TYPICAL UNLESS OTHERWISE NOTED, EXISTING DEVICES SHOWN SOLID ARE EXISTING TO REMAIN, MAINTAIN CIRCUIT CONTINUITY.
2. TYPICAL UNLESS OTHERWISE NOTED, EXISTING DEVICES SHOWN DASHED SHALL BE REMOVED, INCLUDING OUTLET BOX, CONDUIT AND WIRE.

NUMBERED NOTES

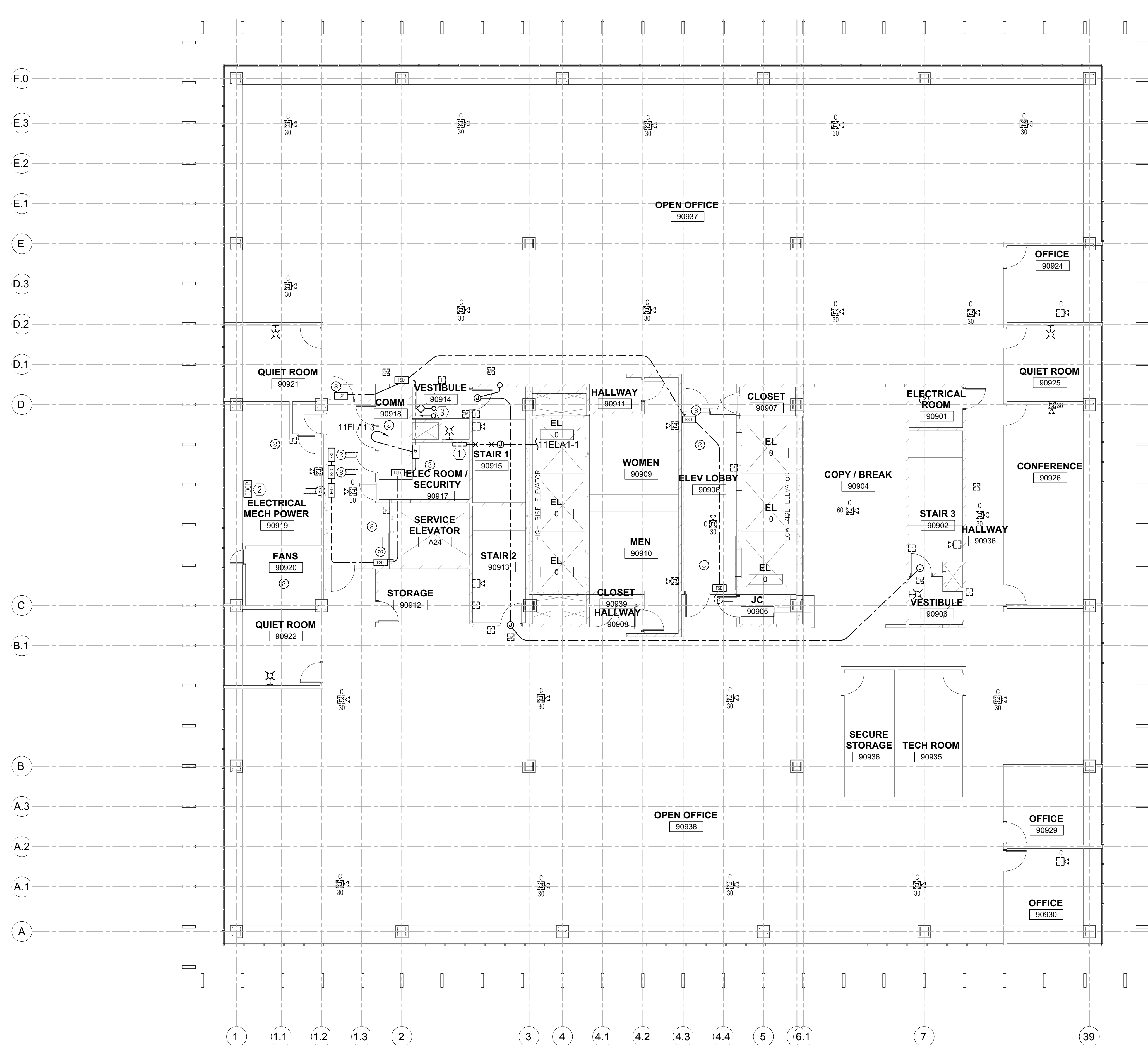

- ① EXISTING FIRE ALARM CABINET SHALL BE REMOVED AFTER COMPLETE INSTALLATION AND TESTING OF NEW FIRE ALARM PANEL.
- ② EXISTING FAN/DAMPER CONTROL PANEL SHALL REMAIN.
- ③ EXISTING FIRE PROTECTION SYSTEM TAMPER & FLOW SWITCH SHALL REMAIN.

AGENCY APPROVAL

OFFICE OF THE STATE FIRE MARSHAL
APPROVED FIRE AND PANIC ONLY

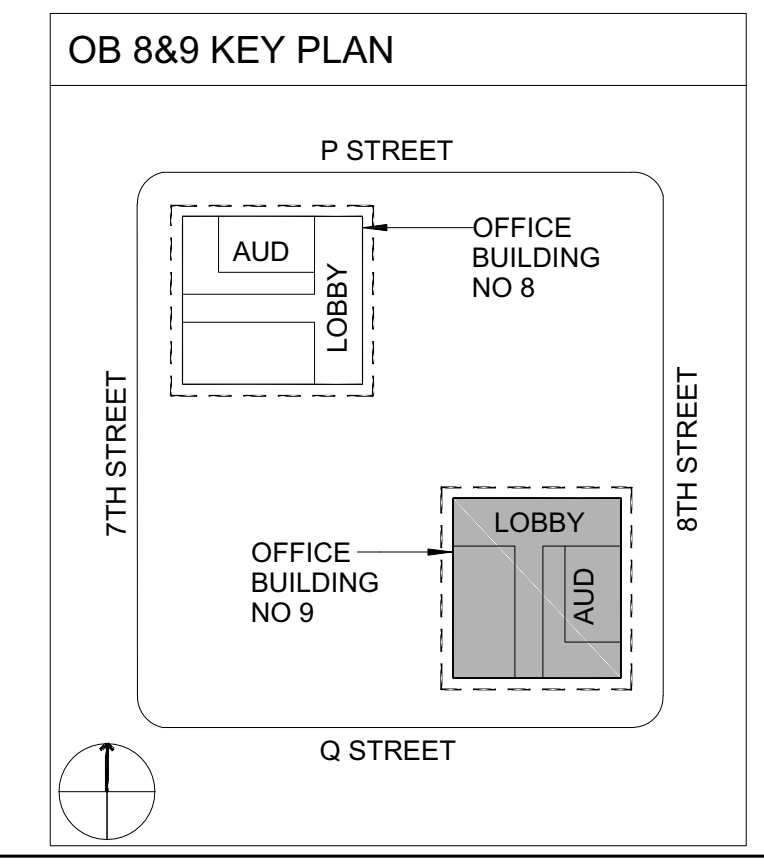


Approval of this plan does not authorize or approve any omission or deviation from applicable regulations. Final approval is subject to field inspection. One set of approved plans shall be available on the project site at all times.



1 OFFICE BUILDING #9 - NINTH FLOOR PLAN - DEMO FIRE ALARM

SCALE: 1/8" = 1'-0"




ECOM ENGINEERING
1455 RESPONSE ROAD, SUITE 140
SACRAMENTO, CA: 95815
916.641.5600
916.641.1640 FAX
WWW.ECOMENG.COM

JOB NO: 17-L155.11 PM, AM
DESIGNERS: AM
DRAWN BY: ECOM

DEPARTMENT OF GENERAL SERVICES - FACILITIES MANAGEMENT DIVISIONS
OFFICE BUILDING 8 & 9 (039 & 045) FIRE LIFE SAFETY UPGRADE

707 3rd Street, 3rd Floor, West Sacramento, CA 95605
CONSTRUCTION DOCUMENTS

SEAL



SCALE

AS INDICATED

REVISIONS

NO.	DESCRIPTION	DATE

DRAWN BY

DRW

APPROVED BY

APR

CHECKED BY

CHK

DATE

08 December, 2023

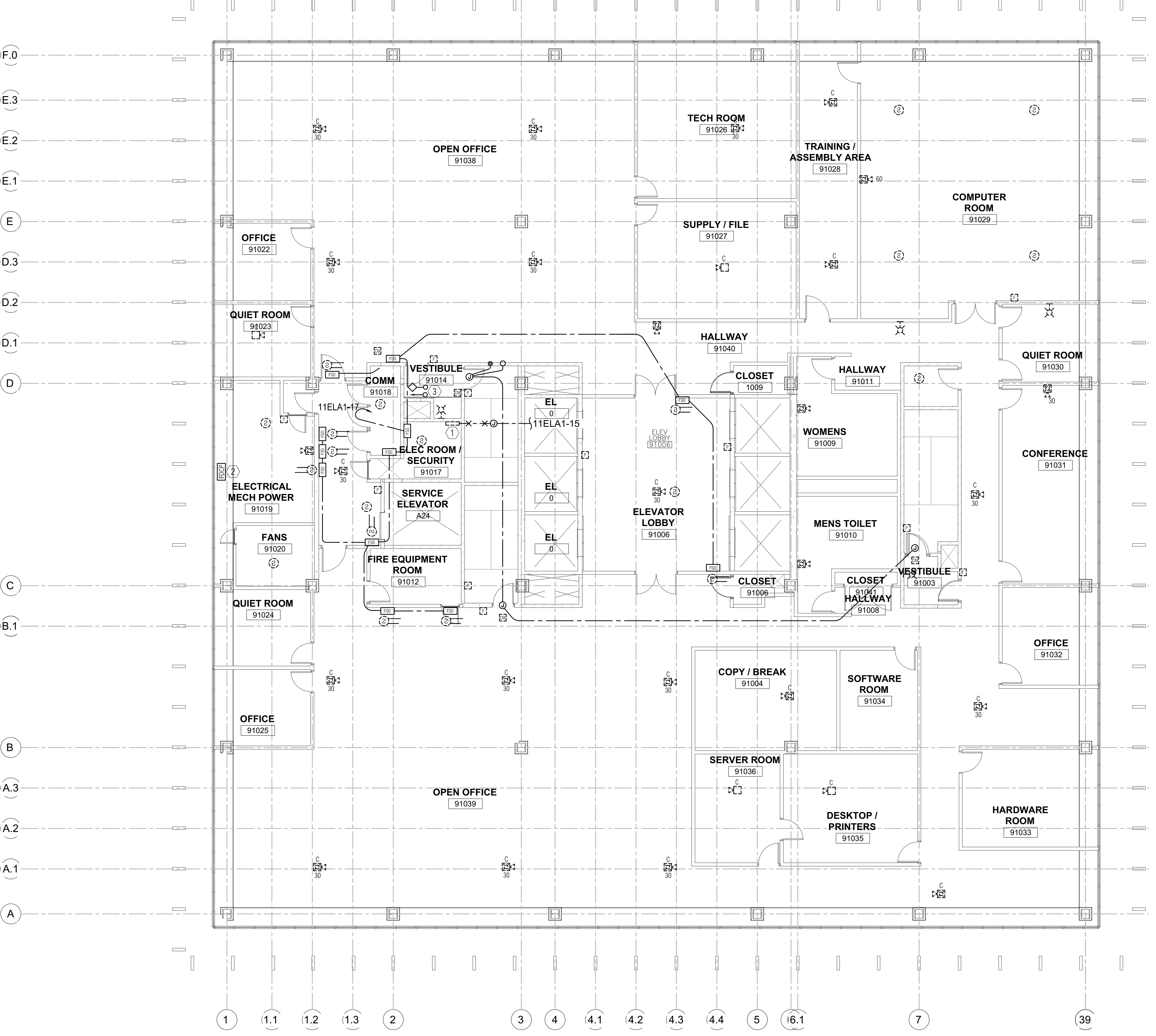
TITLE

NINTH FLOOR PLAN - DEMO FIRE ALARM

PROJECT NO. 00000000

E1.9.09

SHEET NO. ISSUE DATE: OCTOBER 25, 2024



1 OFFICE BUILDING #9 - TENTH FLOOR PLAN - DEMO FIRE ALARM
SCALE: 1/8" = 1'-0"

SHEET NOTES

- 1. TYPICAL UNLESS OTHERWISE NOTED, EXISTING DEVICES SHOWN SOLID ARE EXISTING TO REMAIN. MAINTAIN CIRCUIT CONTINUITY.
- 2. TYPICAL UNLESS OTHERWISE NOTED, EXISTING DEVICES SHOWN DASHED SHALL BE REMOVED, INCLUDING OUTLET BOX, CONDUIT AND WIRE.

NUMBERED NOTES

- ① EXISTING FIRE ALARM CABINET SHALL BE REMOVED AFTER COMPLETE INSTALLATION AND TESTING OF NEW FIRE ALARM PANEL.
- ② EXISTING FAN/DAMPER CONTROL PANEL SHALL REMAIN.
- ③ EXISTING FIRE PROTECTION SYSTEM TAMPER & FLOW SWITCH SHALL REMAIN.

Dewberry
Dewberry Architects Inc.
301 N Lake Ave Suite 320
Pasadena, CA 91101-5112
916.239.7244 Phone
916.239.7245 Fax

AGENCY APPROVAL

OFFICE OF THE STATE FIRE MARSHAL
APPROVED FIRE AND PANIC ONLY

07/01/24
23-6555
SINCE 1885

Approval of this plan does not authorize or approve any omission or deviation from applicable regulations. Final approval is subject to field inspection. One set of approved plans shall be available on the project site at all times.

IDENTIFICATION STAMP
DIV. OF THE STATE ARCHITECT

APP: 02-122924 INC:

REVIEWED FOR
SS FLS ACS

DATE: 10/21/2024

DEPARTMENT OF GENERAL SERVICES - FACILITIES MANAGEMENT DIVISIONS
OFFICE BUILDING 8 & 9 (039 & 045) FIRE LIFE SAFETY UPGRADE
707 3rd Street, 3rd Floor, West Sacramento, CA 95605
CONSTRUCTION DOCUMENTS

SEAL

SCALE: AS INDICATED

REVISIONS

NO.	DESCRIPTION	DATE

DRAWN BY _____ DRW
APPROVED BY _____ APR
CHECKED BY _____ CHK
DATE: 08 December, 2023

TENTH FLOOR PLAN - DEMO FIRE ALARM

PROJECT NO. 00000000

E1.9.10
SHEET NO. ISSUE DATE: OCTOBER 25, 2024
V2


OB 8&9 KEY PLAN

ECOM ENGINEERING
1455 RESPONSE ROAD, SUITE 140
SACRAMENTO, CA: 95815
916.641.5600
916.641.1640 FAX
WWW.ECOMENG.COM

JOB NO: 17-L155.11 PM, AM
DESIGNERS: AM
DRAWN BY: ECOM



Approval of this plan does not authorize or approve any omission or deviation from applicable regulations. Final approval is subject to field inspection. One set of approved plans shall be available on the project site at all times.

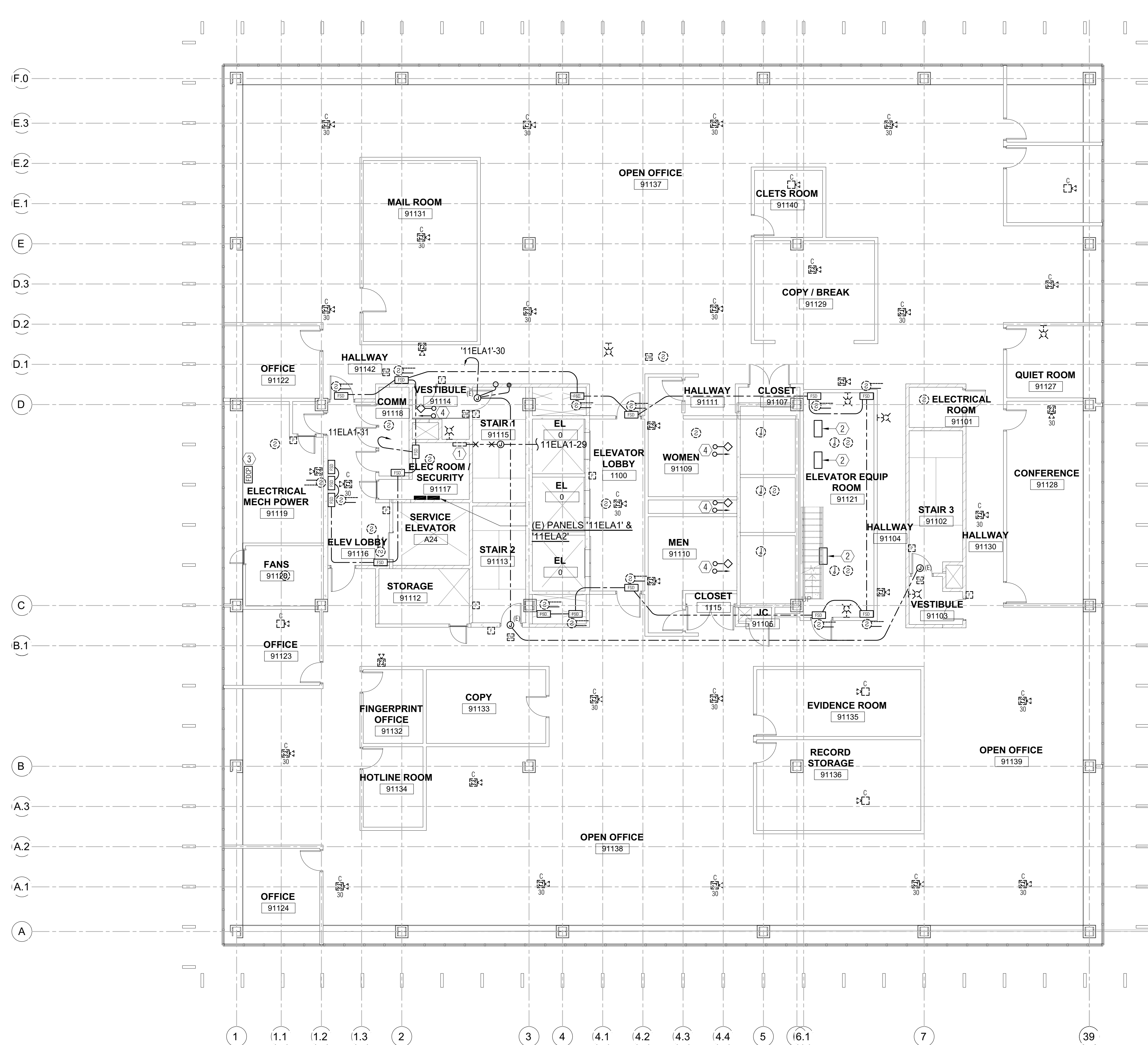


SHEET NOTES

- 1. TYPICAL UNLESS OTHERWISE NOTED, EXISTING DEVICES SHOWN SOLID ARE EXISTING TO REMAIN. MAINTAIN CIRCUIT CONTINUITY.
- 2. TYPICAL UNLESS OTHERWISE NOTED, EXISTING DEVICES SHOWN DASHED SHALL BE REMOVED, INCLUDING OUTLET BOX, CONDUIT AND WIRE.

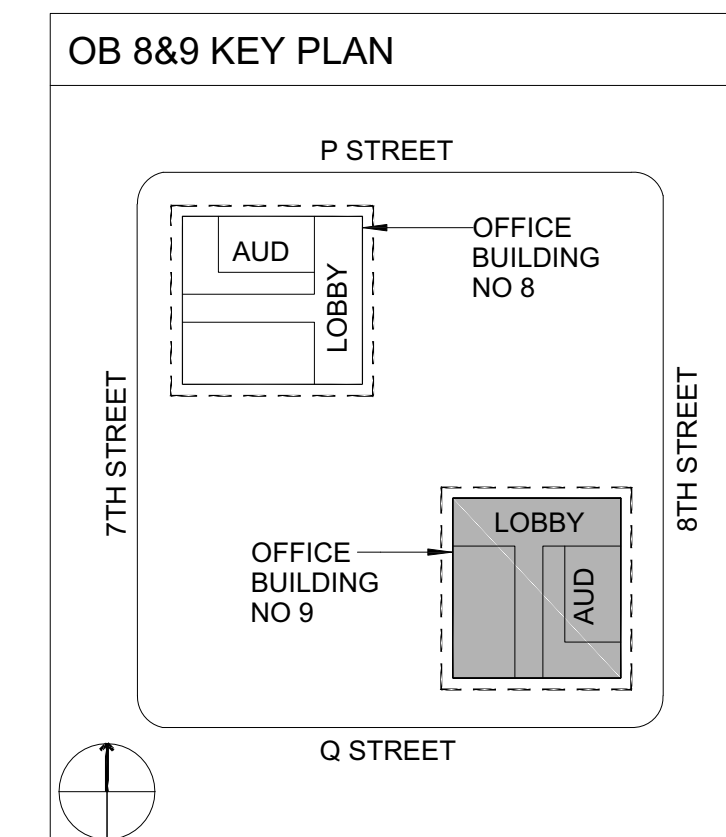
NUMBERED NOTES

- ① EXISTING FIRE ALARM CABINET SHALL BE REMOVED AFTER COMPLETE INSTALLATION AND TESTING OF NEW FIRE ALARM PANEL.
- ② EXISTING ELEVATOR CONTROLLER TO REMAIN.
- ③ EXISTING FAN/DAMPER CONTROL PANEL TO REMAIN.
- ④ EXISTING FIRE PROTECTION SYSTEM TAMPER & FLOW SWITCH SHALL REMAIN.



1 OFFICE BUILDING #9 - ELEVENTH FLOOR PLAN - DEMO FIRE ALARM

SCALE: 1/8" = 1'-0"



ECOM ENGINEERING
1455 RESPONSE ROAD, SUITE 140
SACRAMENTO, CA: 95815
916.641.5600
916.641.1640 FAX
WWW.ECOMENG.COM

JOB NO: 17-L155.11 PW: AM
DESIGNER: AM
DRAWN BY: ECOM


DEPARTMENT OF GENERAL SERVICES - FACILITIES MANAGEMENT DIVISIONS

OFFICE BUILDING 8 & 9 (039 & 045) FIRE LIFE SAFETY UPG

707 3rd Street, 3rd Floor, West Sacramento, CA 95605

CONSTRUCTION DOCUMENTS

SEAL



SCALE

AS INDICATED

REVISIONS

NO.	DESCRIPTION	DATE

DRAWN BY

DRW

APPROVED BY

APR

CHECKED BY

CHK

DATE

08 December, 2023

TITLE

ELEVENTH FLOOR PLAN - DEMO FIRE ALARM

PROJECT NO. 00000000

E1.9.11

SHEET NO.

ISSUE DATE: OCTOBER 25, 2024


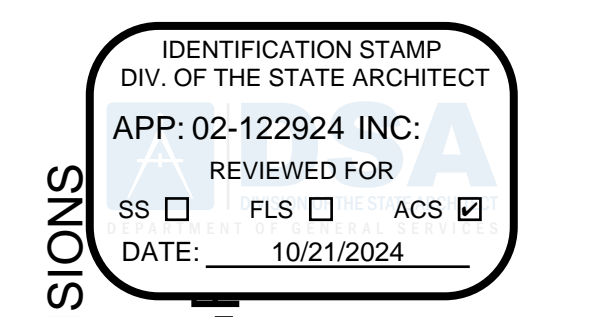
SHEET NOTES

1. TYPICAL UNLESS OTHERWISE NOTED, EXISTING DEVICES SHOWN SOLID ARE EXISTING TO REMAIN. MAINTAIN CIRCUIT CONTINUITY.
2. TYPICAL UNLESS OTHERWISE NOTED, EXISTING DEVICES SHOWN DASHED SHALL BE REMOVED, INCLUDING OUTLET BOX, CONDUIT AND WIRE.

NUMBERED NOTES

- ① EXISTING FIRE ALARM CABINET SHALL BE REMOVED AFTER COMPLETE INSTALLATION AND TESTING OF NEW FIRE ALARM PANEL.
- ② EXISTING FAN/DAMPER CONTROL PANEL SHALL REMAIN.
- ③ EXISTING FIRE PROTECTION SYSTEM TAMPER & FLOW SWITCH SHALL REMAIN.

AGENCY APPROVAL



1 OFFICE BUILDING #9 - TWELFTH FLOOR PLAN - DEMO FIRE ALARM

SCALE: 1/8" = 1'-0"


DEPARTMENT OF GENERAL SERVICES - FACILITIES MANAGEMENT DIVISIONS

OFFICE BUILDING 8 & 9 (039 & 045) FIRE LIFE SAFETY UPGRADE

707 3rd Street, 3rd Floor, West Sacramento, CA 95605

CONSTRUCTION DOCUMENTS

SEAL



SCALE

AS INDICATED

REVISIONS

NO.	DESCRIPTION	DATE

DRAWN BY _____ DRW
APPROVED BY _____ APR
CHECKED BY _____ CHK
DATE _____ 08 December, 2023

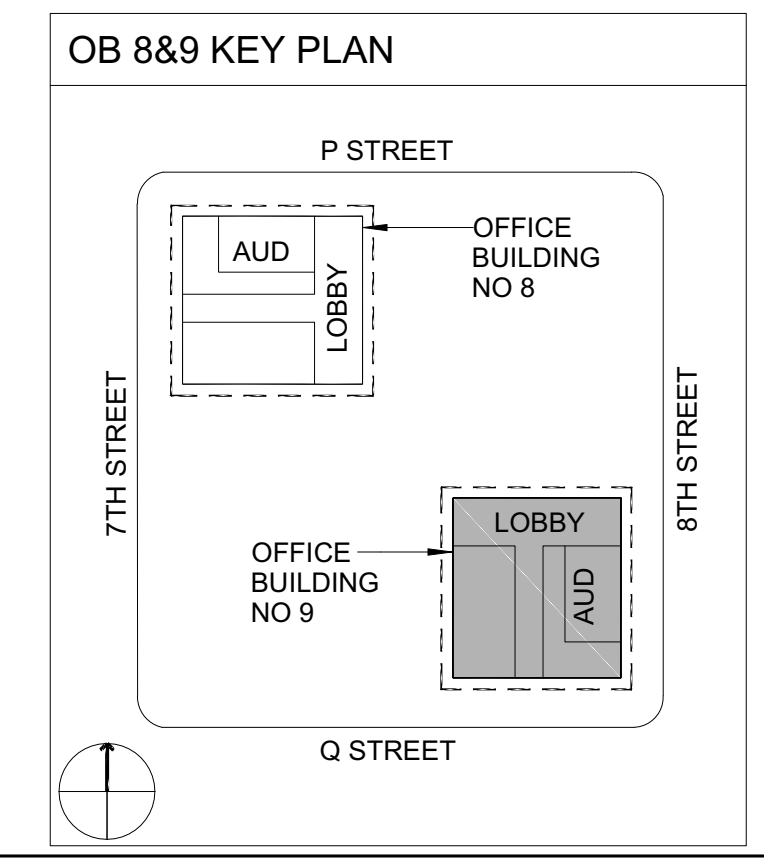
TITLE

TWELFTH FLOOR PLAN - DEMO FIRE ALARM

PROJECT NO. 00000000

E1.9.12

SHEET NO. _____ ISSUE DATE: OCTOBER 25, 2024



ECOM ENGINEERING
1455 RESPONSE ROAD, SUITE 140
SACRAMENTO, CA 95815
916.641.5600
916.641.1640 FAX
WWW.ECOMENG.COM

JOB NO. 17-L155.11 PM, AM
DESIGNERS: AM
DRAWN BY: ECOM

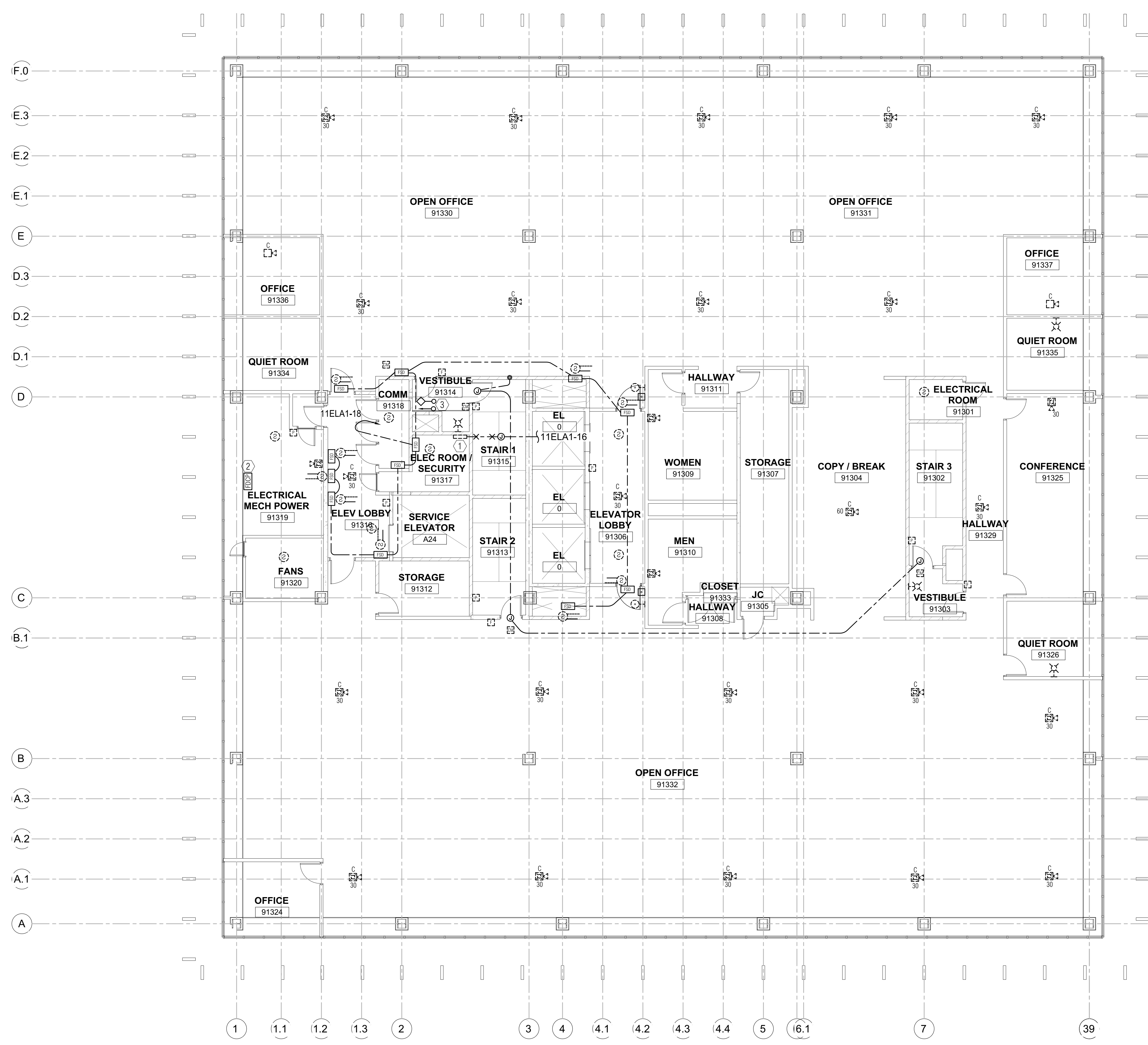
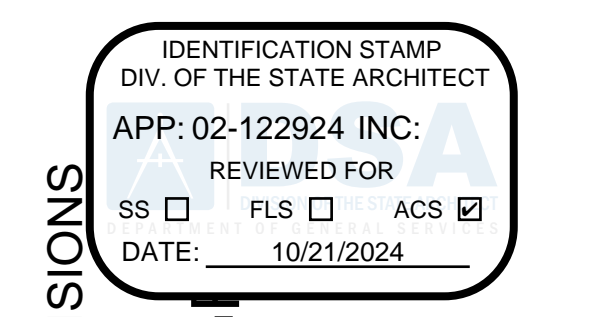
SHEET NOTES

1. TYPICAL UNLESS OTHERWISE NOTED, EXISTING DEVICES SHOWN SOLID ARE EXISTING TO REMAIN. MAINTAIN CIRCUIT CONTINUITY.
2. TYPICAL UNLESS OTHERWISE NOTED, EXISTING DEVICES SHOWN DASHED SHALL BE REMOVED, INCLUDING OUTLET BOX, CONDUIT AND WIRE.

NUMBERED NOTES

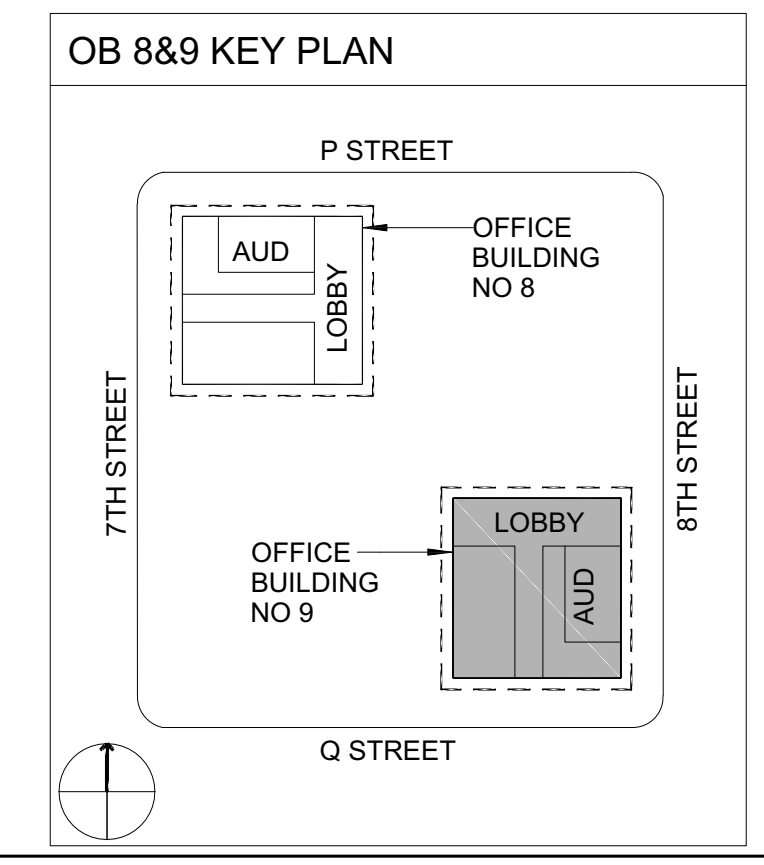
- ① EXISTING FIRE ALARM CABINET SHALL BE REMOVED AFTER COMPLETE INSTALLATION AND TESTING OF NEW FIRE ALARM PANEL.
- ② EXISTING FAN/DAMPER CONTROL PANEL TO REMAIN.
- ③ EXISTING FIRE PROTECTION SYSTEM TAMPER & FLOW SWITCH SHALL REMAIN.

AGENCY APPROVAL



1 OFFICE BUILDING #9 - THIRTEENTH FLOOR PLAN - DEMO FIRE ALARM

SCALE: 1/8" = 1'-0"



ECOM ENGINEERING
1455 RESPONSE ROAD, SUITE 140
SACRAMENTO, CA: 95815
916.641.5600
916.641.1640 FAX
WWW.ECOMENG.COM

JOB NO: 17-L155.11 PM, AM
DESIGNERS: AM
DRAWN BY: ECOM


DEPARTMENT OF GENERAL SERVICES - FACILITIES MANAGEMENT DIVISIONS

OFFICE BUILDING 8 & 9 (039 & 045) FIRE LIFE SAFETY UPGRADE

707 3rd Street, 3rd Floor, West Sacramento, CA 95605

CONSTRUCTION DOCUMENTS

SEAL



SCALE

AS INDICATED

REVISIONS

NO.	DESCRIPTION	DATE

DRAWN BY

DRW

APPROVED BY

APR

CHECKED BY

CHK

DATE

08 December, 2023

TITLE

THIRTEENTH FLOOR PLAN - DEMO FIRE ALARM

PROJECT NO. 00000000

E1.9.13

SHEET NO. ISSUE DATE: OCTOBER 25, 2024

SHEET NOTES

1. TYPICAL UNLESS OTHERWISE NOTED, EXISTING DEVICES SHOWN SOLID ARE EXISTING TO REMAIN. MAINTAIN CIRCUIT CONTINUITY.
2. TYPICAL UNLESS OTHERWISE NOTED, EXISTING DEVICES SHOWN DASHED SHALL BE REMOVED, INCLUDING OUTLET BOX, CONDUIT AND WIRE.

NUMBERED NOTES

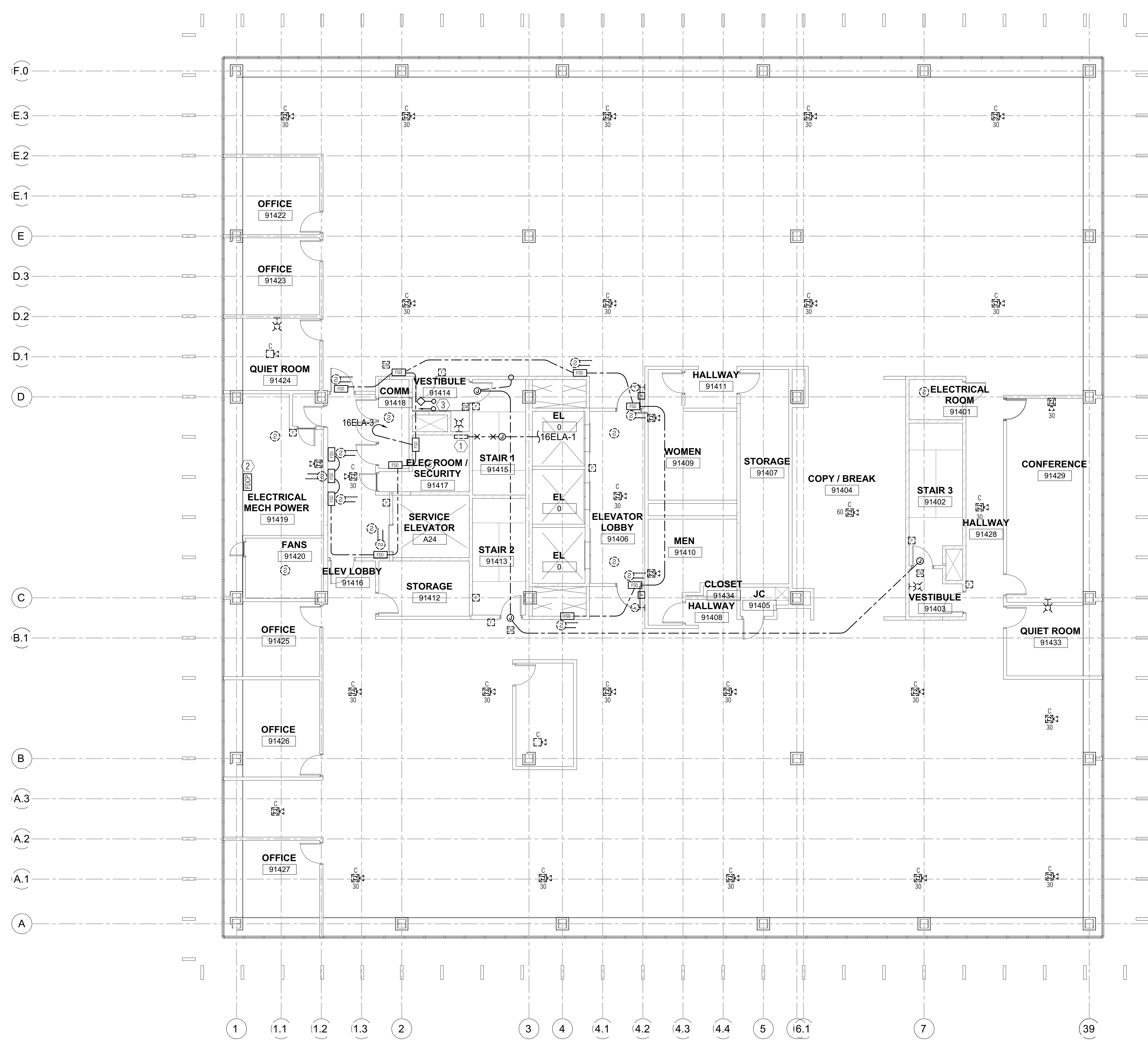
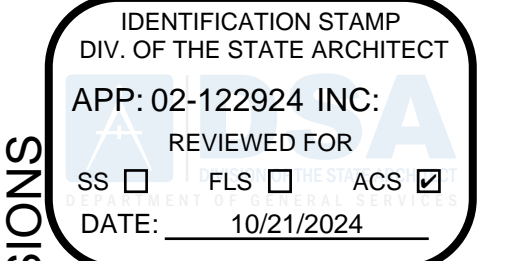
- ① EXISTING FIRE ALARM CABINET SHALL BE REMOVED AFTER COMPLETE INSTALLATION AND TESTING OF NEW FIRE ALARM PANEL.
- ② EXISTING FAN/DAMPER CONTROL PANEL TO REMAIN.
- ③ EXISTING FIRE PROTECTION SYSTEM TAMPER & FLOW SWITCH SHALL REMAIN.

AGENCY APPROVAL

OFFICE OF THE STATE FIRE MARSHAL
APPROVED FIRE AND PANIC ONLY



Approval of this plan does not authorize or approve any omission or deviation from applicable regulations. Final approval is subject to field inspection. One set of approved plans shall be available on the project site at all times.



1 OFFICE BUILDING #9 - FOURTEENTH FLOOR PLAN - DEMO FIRE ALARM

SCALE: 1/8" = 1'-0"


DEPARTMENT OF GENERAL SERVICES - FACILITIES MANAGEMENT DIVISIONS

OFFICE BUILDING 8 & 9 (039 & 045) FIRE LIFE SAFETY UPGRADE

707 3rd Street, 3rd Floor, West Sacramento, CA 95605

CONSTRUCTION DOCUMENTS

SEAL



SCALE

AS INDICATED

REVISIONS

NO.	DESCRIPTION	DATE

DRAWN BY _____ DRW
APPROVED BY _____ APR
CHECKED BY _____ CHK
DATE _____ 08 December, 2023

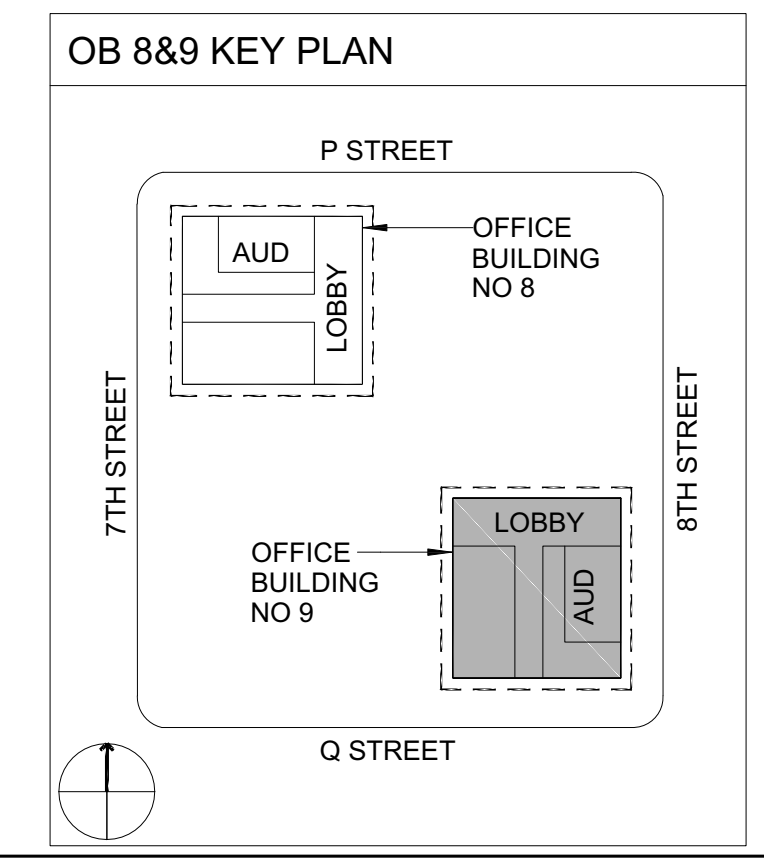
TITLE

FOURTEENTH FLOOR PLAN - DEMO FIRE ALARM

PROJECT NO. 00000000

E1.9.14

SHEET NO. ISSUE DATE: OCTOBER 25, 2024



ECOM ENGINEERING
1455 RESPONSE ROAD, SUITE 140
SACRAMENTO, CA: 95815
916.641.5600
916.641.1640 FAX
WWW.ECOMENG.COM

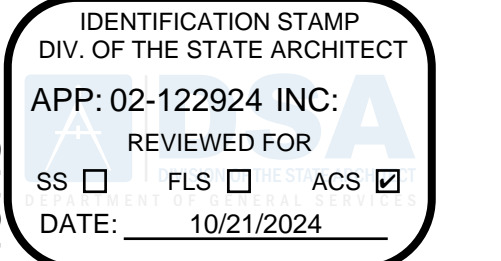
JOB NO. 17-L155.11 PM, AM
DESIGNERS: AM
DRAWN BY: ECOM

AGENCY APPROVAL

OFFICE OF THE STATE FIRE MARSHAL
APPROVED FIRE AND PANIC ONLY



Approval of this plan does not authorize or approve any omission or deviation from applicable regulations. Final approval is subject to field inspection. One set of approved plans shall be available on the project site at all times.



DEPARTMENT OF GENERAL SERVICES - FACILITIES MANAGEMENT DIVISIONS
OFFICE BUILDING 8 & 9 (039 & 045) FIRE LIFE SAFETY UPGRADE
707 3rd Street, 3rd Floor, West Sacramento, CA 95605
CONSTRUCTION DOCUMENTS

SEAL



SCALE

AS INDICATED

REVISIONS

NO.	DESCRIPTION	DATE

DRAWN BY _____ DRW
APPROVED BY _____ APR
CHECKED BY _____ CHK
DATE _____ 08 December, 2023

TITLE

FIFTEENTH FLOOR PLAN - DEMO FIRE ALARM

PROJECT NO. 00000000

E1.9.15

SHEET NO. _____

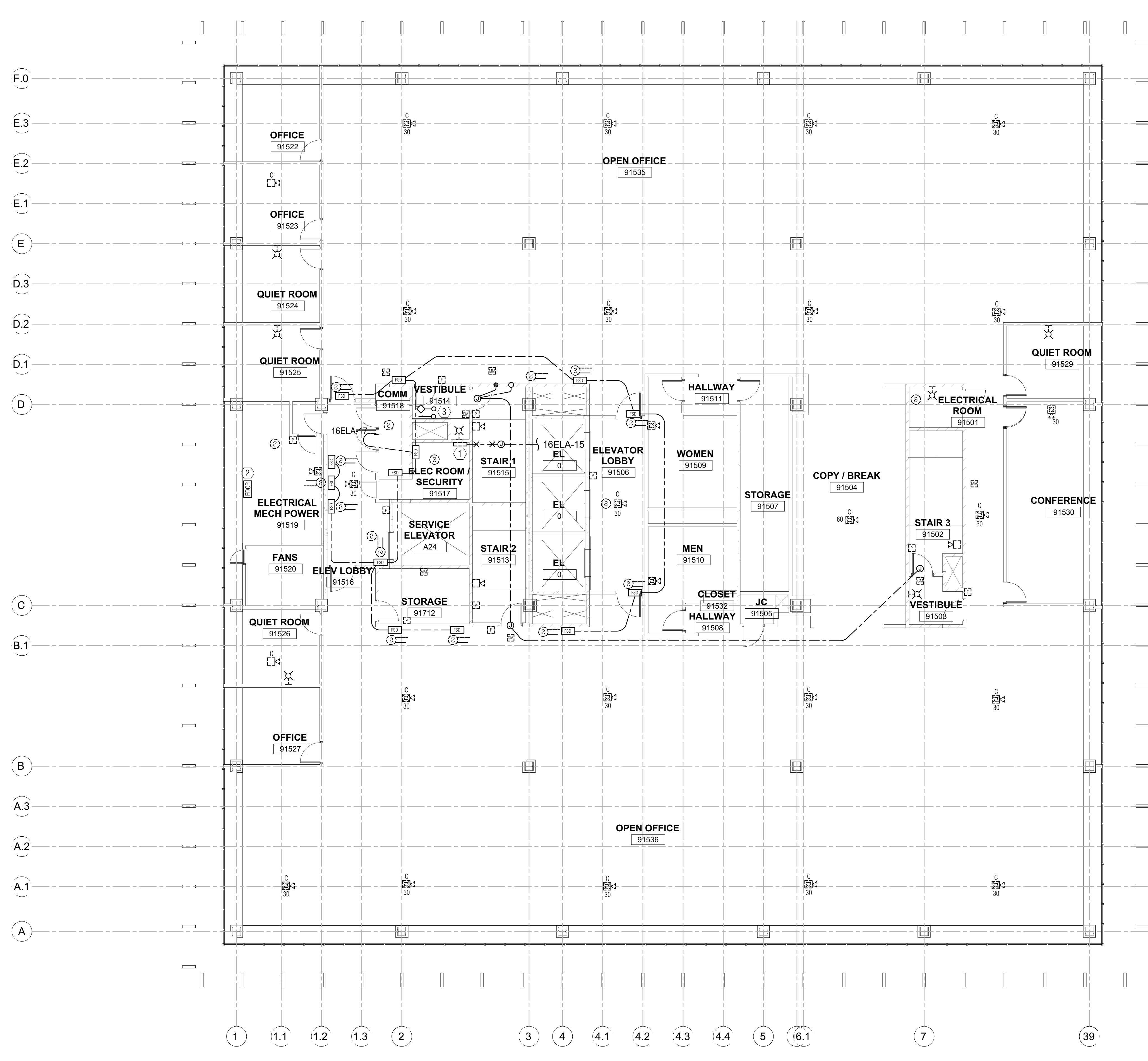
ISSUE DATE: OCTOBER 25, 2024

SHEET NOTES

1. TYPICAL UNLESS OTHERWISE NOTED, EXISTING DEVICES SHOWN SOLID ARE EXISTING TO REMAIN. MAINTAIN CIRCUIT CONTINUITY.
2. TYPICAL UNLESS OTHERWISE NOTED, EXISTING DEVICES SHOWN DASHED SHALL BE REMOVED, INCLUDING OUTLET BOX, CONDUIT AND WIRE.

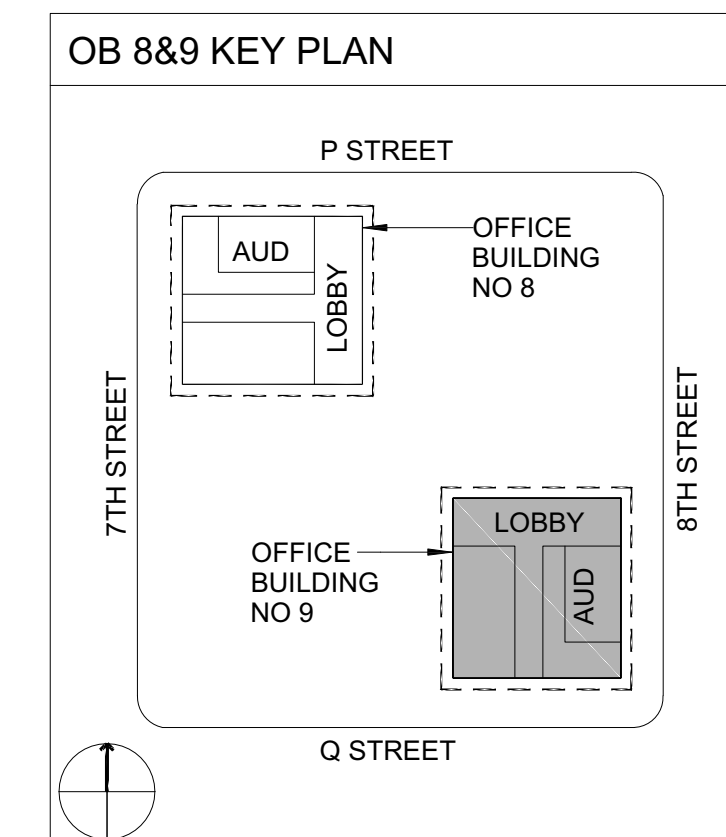
NUMBERED NOTES

- ① EXISTING FIRE ALARM CABINET SHALL BE REMOVED AFTER COMPLETE INSTALLATION AND TESTING OF NEW FIRE ALARM PANEL.
- ② EXISTING FAN/DAMPER CONTROL PANEL SHALL REMAIN.
- ③ EXISTING FIRE PROTECTION SYSTEM TAMPER & FLOW SWITCH SHALL REMAIN.



1 OFFICE BUILDING #9 - FIFTEENTH FLOOR PLAN - DEMO FIRE ALARM

SCALE: 1/8" = 1'-0"



ECOM ENGINEERING
1455 RESPONSE ROAD, SUITE 140
SACRAMENTO, CA: 95815
916.641.5600
916.641.1640 FAX
WWW.ECOMENG.COM

JOB NO. 17-L155.11 PM, AM
DESIGNER: AM
DRAWN BY: ECOM

SHEET NOTES

1. TYPICAL UNLESS OTHERWISE NOTED, EXISTING DEVICES SHOWN SOLID ARE EXISTING TO REMAIN. MAINTAIN CIRCUIT CONTINUITY.
2. TYPICAL UNLESS OTHERWISE NOTED, EXISTING DEVICES SHOWN DASHED SHALL BE REMOVED, INCLUDING OUTLET BOX, CONDUIT AND WIRE.

NUMBERED NOTES

- ① EXISTING FIRE ALARM CABINET SHALL BE REMOVED AFTER COMPLETE INSTALLATION AND TESTING OF NEW FIRE ALARM PANEL.
- ② EXISTING FAN/DAMPER CONTROL PANEL SHALL REMAIN.
- ③ EXISTING FIRE PROTECTION SYSTEM TAMPER & FLOW SWITCH SHALL REMAIN.

AGENCY APPROVAL

OFFICE OF THE STATE FIRE MARSHAL
APPROVED FIRE AND PANIC ONLY



Approval of this plan does not authorize or approve any omission or deviation from applicable regulations. Final approval is subject to field inspection. One set of approved plans shall be available on the project site at all times.


IDENTIFICATION STAMP
DIV. OF THE STATE ARCHITECT
APP: 02-122924 INC.
REVIEWED FOR
SS FLS ACS
DATE: 10/21/2024

DEPARTMENT OF GENERAL SERVICES - FACILITIES MANAGEMENT DIVISIONS

OFFICE BUILDING 8 & 9 (039 & 045) FIRE LIFE SAFETY UPGRADE

707 3rd Street, West Sacramento, CA 95605
CONSTRUCTION DOCUMENTS

SEAL



SCALE

AS INDICATED

REVISIONS

NO.	DESCRIPTION	DATE

DRAWN BY _____ DRW
APPROVED BY _____ APR
CHECKED BY _____ CHK
DATE _____ 08 December, 2023

TITLE

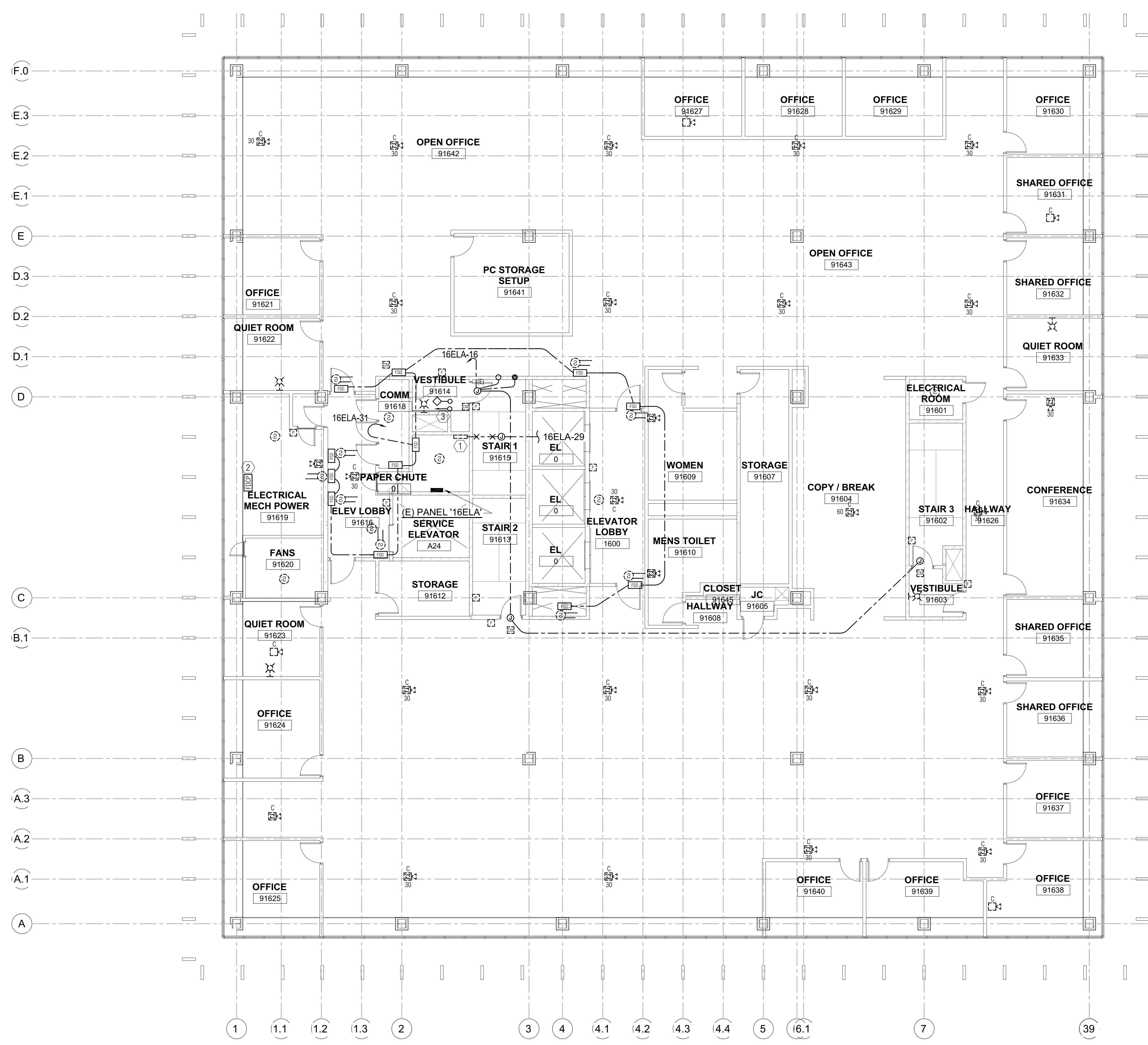
SIXTEENTH FLOOR PLAN - DEMO FIRE ALARM

PROJECT NO. 00000000

E1.9.16

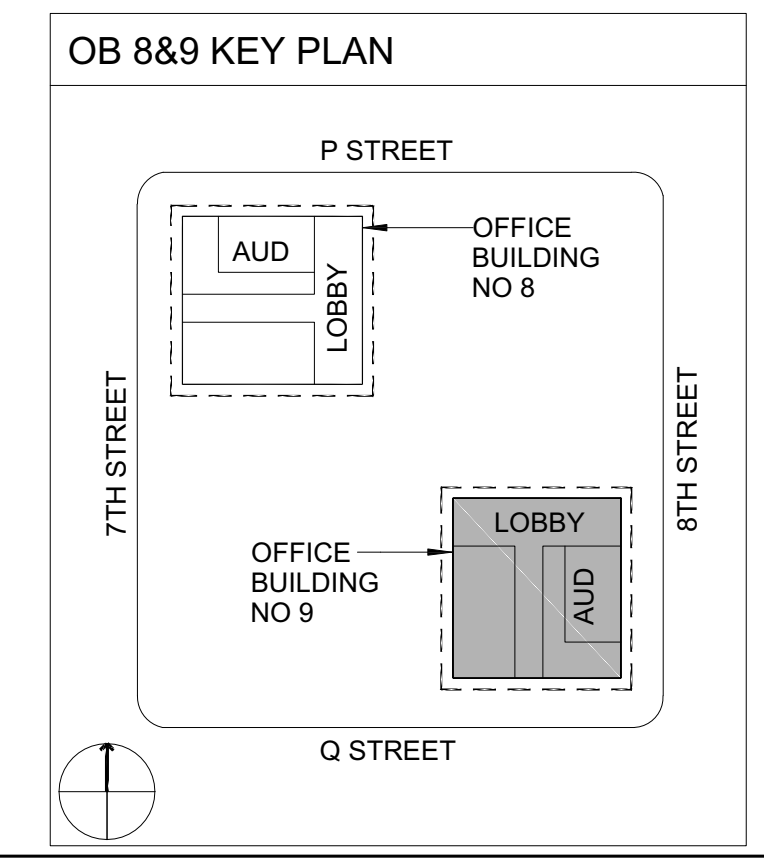
SHEET NO.

ISSUE DATE: OCTOBER 25, 2024



1 OFFICE BUILDING #9 - SIXTEENTH FLOOR PLAN - DEMO FIRE ALARM

SCALE: 1/8" = 1'-0"



ECOM ENGINEERING
1455 RESPONSE ROAD, SUITE 140
SACRAMENTO, CA: 95815
916.641.5600
916.641.1640 FAX
WWW.ECOMENG.COM

JOB NO. 17-L155.11 PM, AM
DESIGNERS: AM
DRAWN BY: ECOM



Dewberry Architects Inc.
301 N Lake Ave, Suite 320
Pasadena, CA 91101-5112
916.239.7244 Phone
916.239.7245 Fax


SHEET NOTES

1. TYPICAL UNLESS OTHERWISE NOTED, EXISTING DEVICES SHOWN SOLID ARE EXISTING TO REMAIN. MAINTAIN CIRCUIT CONTINUITY.
2. TYPICAL UNLESS OTHERWISE NOTED, EXISTING DEVICES SHOWN DASHED SHALL BE REMOVED, INCLUDING OUTLET BOX, CONDUIT AND WIRE.

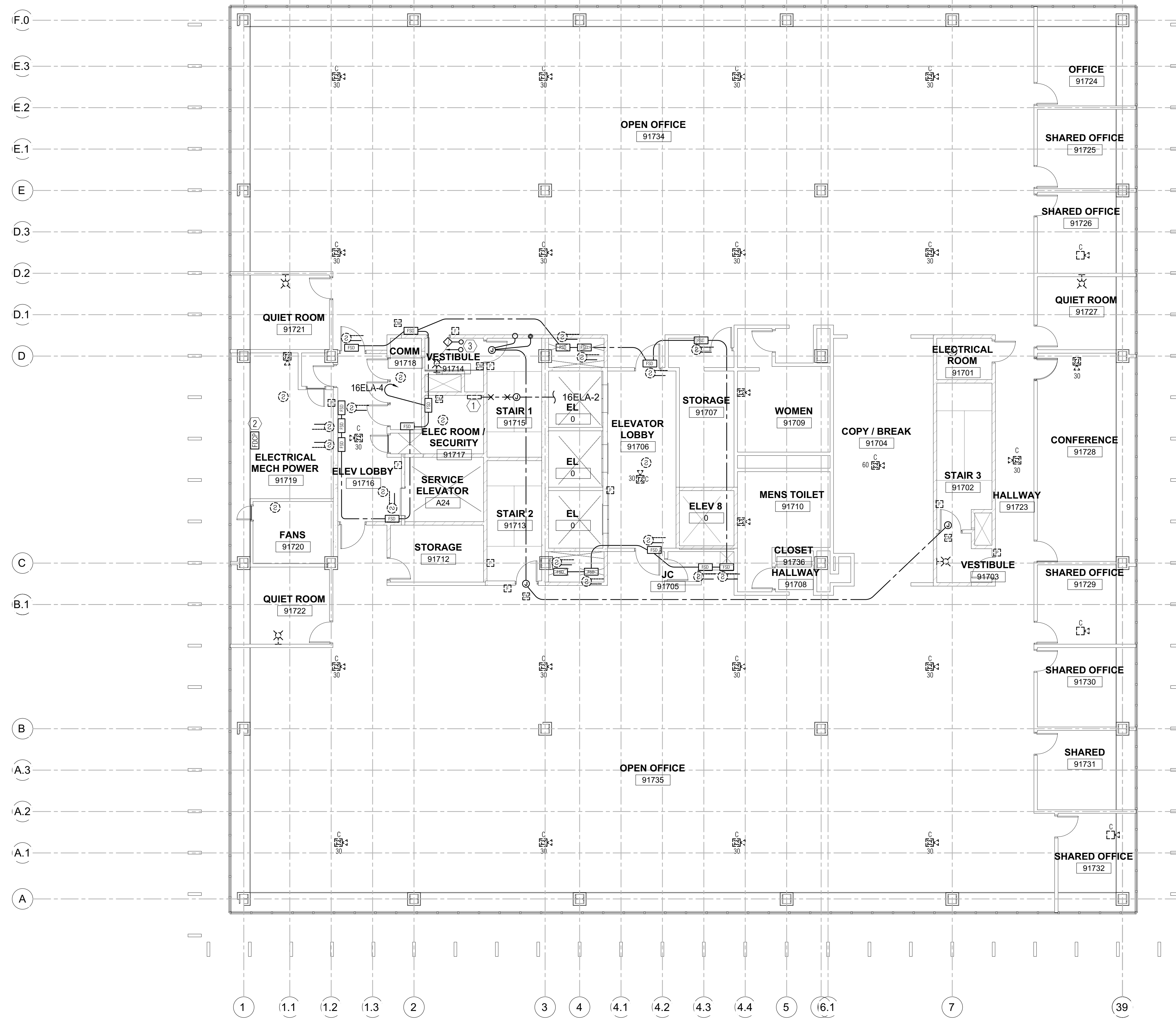
NUMBERED NOTES

- ① EXISTING FIRE ALARM CABINET SHALL BE REMOVED AFTER COMPLETE INSTALLATION AND TESTING OF NEW FIRE ALARM PANEL.
- ② EXISTING FAN/DAMPER CONTROL PANEL SHALL REMAIN.
- ③ EXISTING FIRE PROTECTION SYSTEM TAMPER & FLOW SWITCH SHALL REMAIN.

AGENCY APPROVAL



F
E
D
C
B
A




1 OFFICE BUILDING #9 - SEVENTEENTH FLOOR PLAN - DEMO FIRE ALARM
SCALE: 1/8" = 1'-0"

DEPARTMENT OF GENERAL SERVICES - FACILITIES MANAGEMENT DIVISIONS

OFFICE BUILDING 8 & 9 (039 & 045) FIRE LIFE SAFETY UPG

707 3rd Street, 3rd Floor, West Sacramento, CA 95605
CONSTRUCTION DOCUMENTS

SEAL



SCALE

AS INDICATED

REVISIONS

NO.	DESCRIPTION	DATE

DRAWN BY

DRW

APPROVED BY

APR

CHECKED BY

CHK

DATE

08 December, 2023

TITLE

SEVENTEENTH FLOOR PLAN - DEMO FIRE ALARM

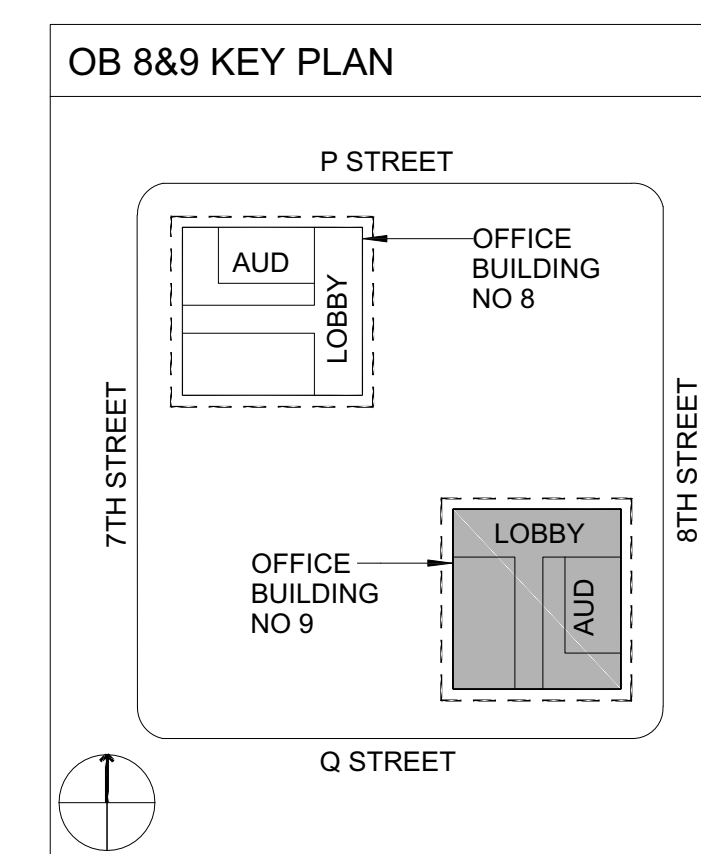
PROJECT NO. 00000000

E1.9.17

SHEET NO.

ISSUE DATE: OCTOBER 25, 2024

V2



1455 RESPONSE ROAD, SUITE 140
SACRAMENTO, CA 95815
916.641.5600
916.641.1640 FAX
WWW.ECOMENG.COM

JOB NO. 17-L155.11 PM AM
DESIGNER: AM
DRAWN BY: ECOM

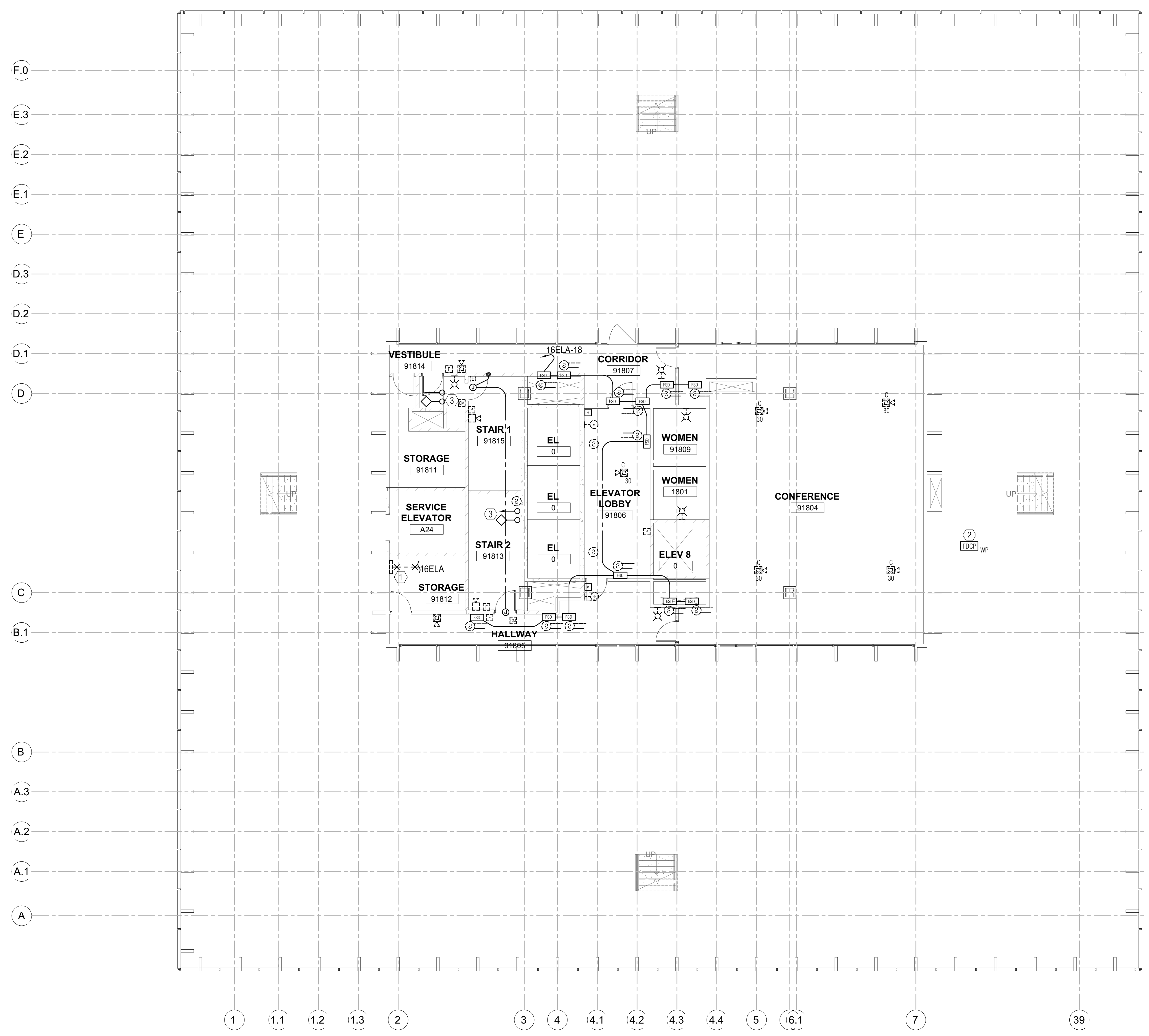
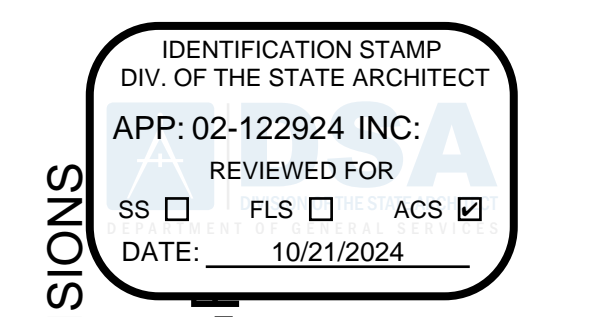
SHEET NOTES

1. TYPICAL UNLESS OTHERWISE NOTED, EXISTING DEVICES SHOWN SOLID ARE EXISTING TO REMAIN. MAINTAIN CIRCUIT CONTINUITY.
2. TYPICAL UNLESS OTHERWISE NOTED, EXISTING DEVICES SHOWN DASHED SHALL BE REMOVED, INCLUDING OUTLET BOX, CONDUIT AND WIRE.

NUMBERED NOTES

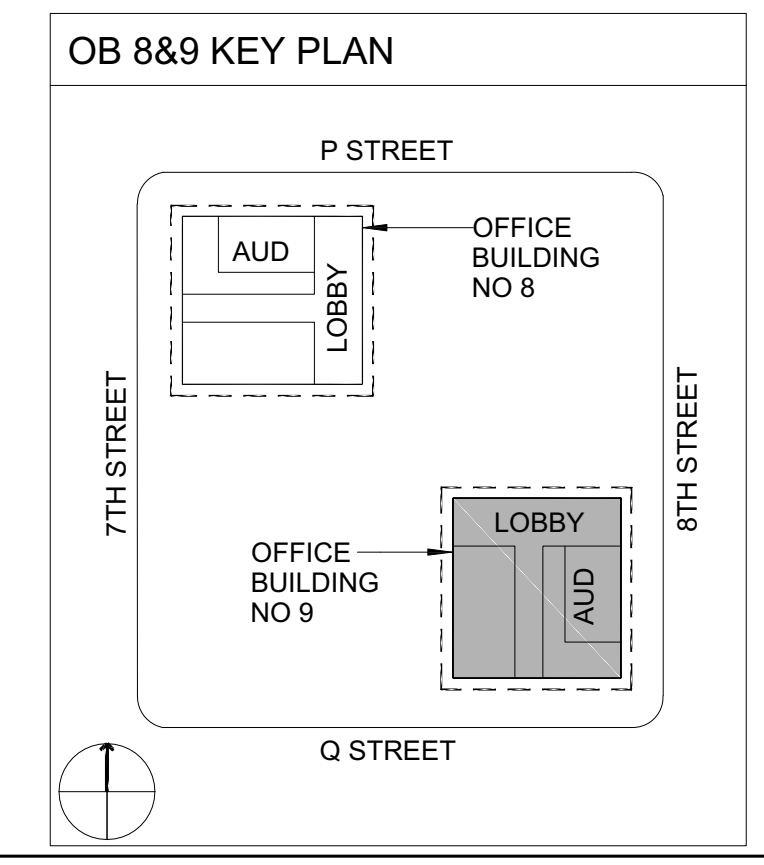
- ① EXISTING FIRE ALARM CABINET SHALL BE REMOVED AFTER COMPLETE INSTALLATION AND TESTING OF NEW FIRE ALARM PANEL. REMOVE BRANCH CIRCUIT, CONDUIT BOX AND WIRE ALL THE WAY BACK TO THE PANEL.
- ② EXISTING FAN/DAMPER CONTROL PANEL SHALL REMAIN.
- ③ EXISTING FIRE PROTECTION SYSTEM TAMPER & FLOW SWITCH SHALL REMAIN.

AGENCY APPROVAL



1 OFFICE BUILDING #9 - EIGHTEENTH FLOOR PLAN - DEMO FIRE ALARM

SCALE: 1/8" = 1'-0"




ECOM ENGINEERING
1455 RESPONSE ROAD, SUITE 140
SACRAMENTO, CA: 95815
916.641.5600
916.641.1640 FAX
WWW.ECOMENG.COM

JOB NO: 17-L155.11 PM, AM
DESIGNER: AM
DRAWN BY: ECOM

DEPARTMENT OF GENERAL SERVICES - FACILITIES MANAGEMENT DIVISIONS
OFFICE BUILDING 8 & 9 (039 & 045) FIRE LIFE SAFETY UPGRADE

707 3rd Street, 3rd Floor, West Sacramento, CA 95605
CONSTRUCTION DOCUMENTS

SEAL



SCALE

AS INDICATED

REVISIONS

NO.	DESCRIPTION	DATE

DRAWN BY: _____ DRW
APPROVED BY: _____ APR
CHECKED BY: _____ CHK
DATE: _____ 08 December, 2023

TITLE

EIGHTEENTH FLOOR PLAN - DEMO FIRE ALARM

PROJECT NO. 00000000

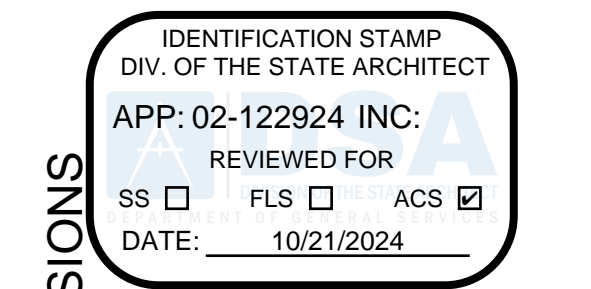
E1.9.18

SHEET NO. ISSUE DATE: OCTOBER 25, 2024


AGENCY APPROVAL



Approval of this plan does not authorize or approve any omission or deviation from applicable regulations. Final approval is subject to field inspection. One set of approved plans shall be available on the project site at all times.



DEPARTMENT OF GENERAL SERVICES - FACILITIES MANAGEMENT DIVISIONS
OFFICE BUILDING 8 & 9 (039 & 045) FIRE LIFE SAFETY UPGRADE
707 3rd Street, 3rd Floor, West Sacramento, CA 95605
CONSTRUCTION DOCUMENTS



SCALE AS INDICATED

NO.	DESCRIPTION	DATE

DRAWN BY _____ DRW
APPROVED BY _____ APR
CHECKED BY _____ CHK
DATE _____ 08 December, 2023

TITLE
NINETEENTH FLOOR PLAN - DEMO FIRE ALARM

PROJECT NO. 00000000

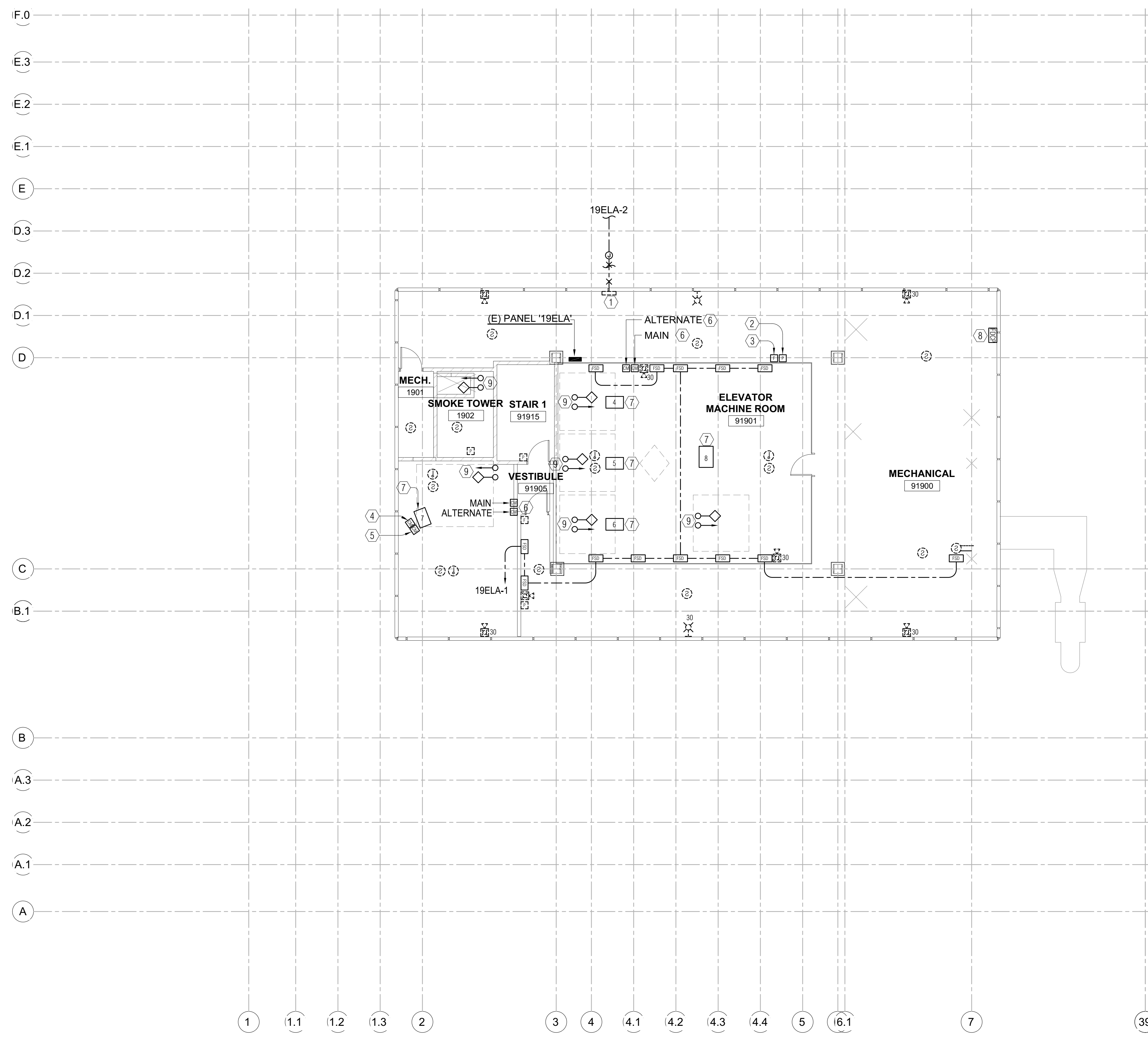
E1.9.19
SHEET NO. _____
ISSUE DATE: OCTOBER 25, 2024

SHEET NOTES

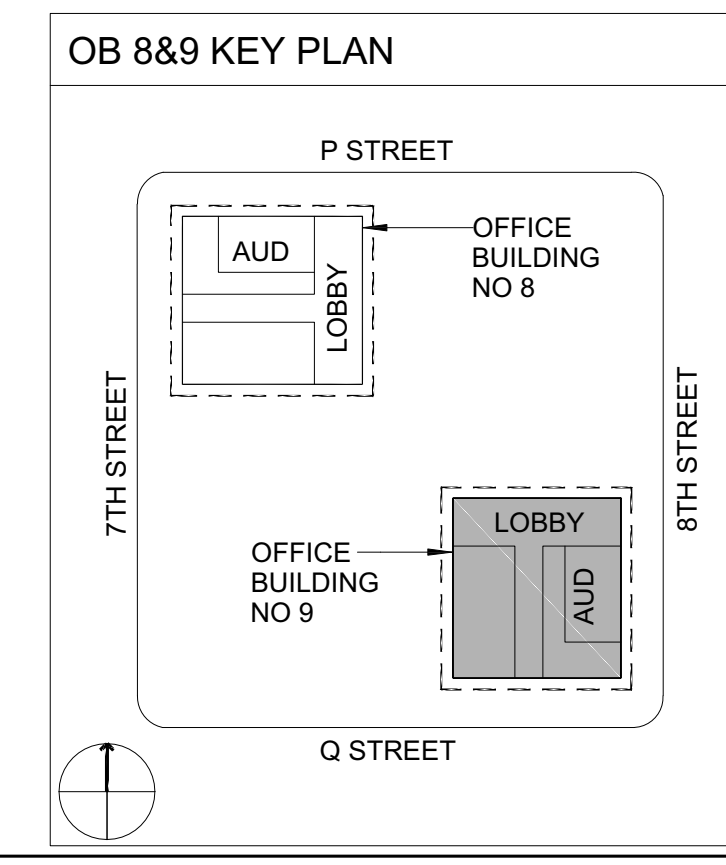
1. TYPICAL UNLESS OTHERWISE NOTED, EXISTING DEVICES SHOWN SOLID ARE EXISTING TO REMAIN. MAINTAIN CIRCUIT CONTINUITY.
2. TYPICAL UNLESS OTHERWISE NOTED, EXISTING DEVICES SHOWN DASHED SHALL BE REMOVED, INCLUDING OUTLET BOX, CONDUIT AND WIRE.

NUMBERED NOTES

- 1 EXISTING FIRE ALARM CABINET SHALL BE REMOVED AFTER COMPLETE INSTALLATION AND TESTING OF NEW FIRE ALARM PANEL.
- 2 EXISTING ELEVATOR 4,5,6 SHUNT SHALL REMAIN.
- 3 EXISTING ELEVATOR 4,5,6 SHUNT POWER MONITOR SHALL REMAIN.
- 4 EXISTING ELEVATOR 7 SHUNT SHALL REMAIN.
- 5 EXISTING ELEVATOR 7 SHUNT POWER MONITOR SHALL REMAIN.
- 6 EXISTING ELEVATOR RECALL SHALL REMAIN.
- 7 EXISTING ELEVATOR CONTROLLER SHALL REMAIN.
- 8 EXISTING FAN/DAMPER CONTROL PANEL SHALL REMAIN.
- 9 EXISTING FIRE PROTECTION SYSTEM TAMPER & FLOW SWITCH SHALL REMAIN.



1 OFFICE BUILDING #9 - NINETEENTH FLOOR PLAN - DEMO FIRE ALARM
SCALE: 1/8" = 1'-0"



ECOM ENGINEERING
1455 RESPONSE ROAD, SUITE 140
SACRAMENTO, CA: 95815
916.641.5600
916.641.1640 FAX
WWW.ECOMENG.COM

JOB NO. 17-L155.11 PM, AM
DESIGNERS AM
DRAWN BY ECOM

SHEET NOTES

1. TYPICAL UNLESS OTHERWISE NOTED, EXISTING DEVICES SHOWN SOLID ARE EXISTING TO REMAIN. MAINTAIN CIRCUIT CONTINUITY.
2. TYPICAL UNLESS OTHERWISE NOTED, EXISTING DEVICES SHOWN DASHED SHALL BE REMOVED, INCLUDING OUTLET BOX, CONDUIT AND WIRE.

NUMBERED NOTES

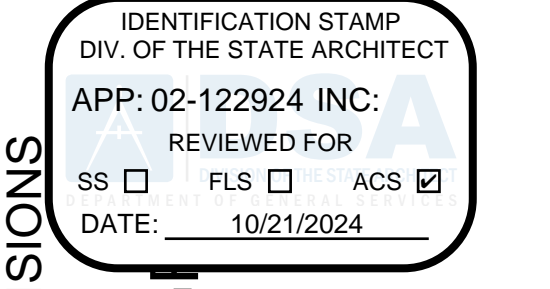
- ① EXISTING FAN/DAMPER CONTROL PANEL SHALL REMAIN.

AGENCY APPROVAL

OFFICE OF THE STATE FIRE MARSHAL
APPROVED FIRE AND PANIC ONLY



Approval of this plan does not authorize or approve any omission or deviation from applicable regulations. Final approval is subject to field inspection. One set of approved plans shall be available on the project site at all times.




DEPARTMENT OF GENERAL SERVICES - FACILITIES MANAGEMENT DIVISIONS

OFFICE BUILDING 8 & 9 (039 & 045) FIRE LIFE SAFETY UPGRADE

707 3rd Street, 3rd Floor, West Sacramento, CA 95605

CONSTRUCTION DOCUMENTS

SEAL



SCALE

AS INDICATED

REVISIONS

NO.	DESCRIPTION	DATE

DRAWN BY _____ DRW
APPROVED BY _____ APR
CHECKED BY _____ CHK
DATE _____ 08 December, 2023

TITLE

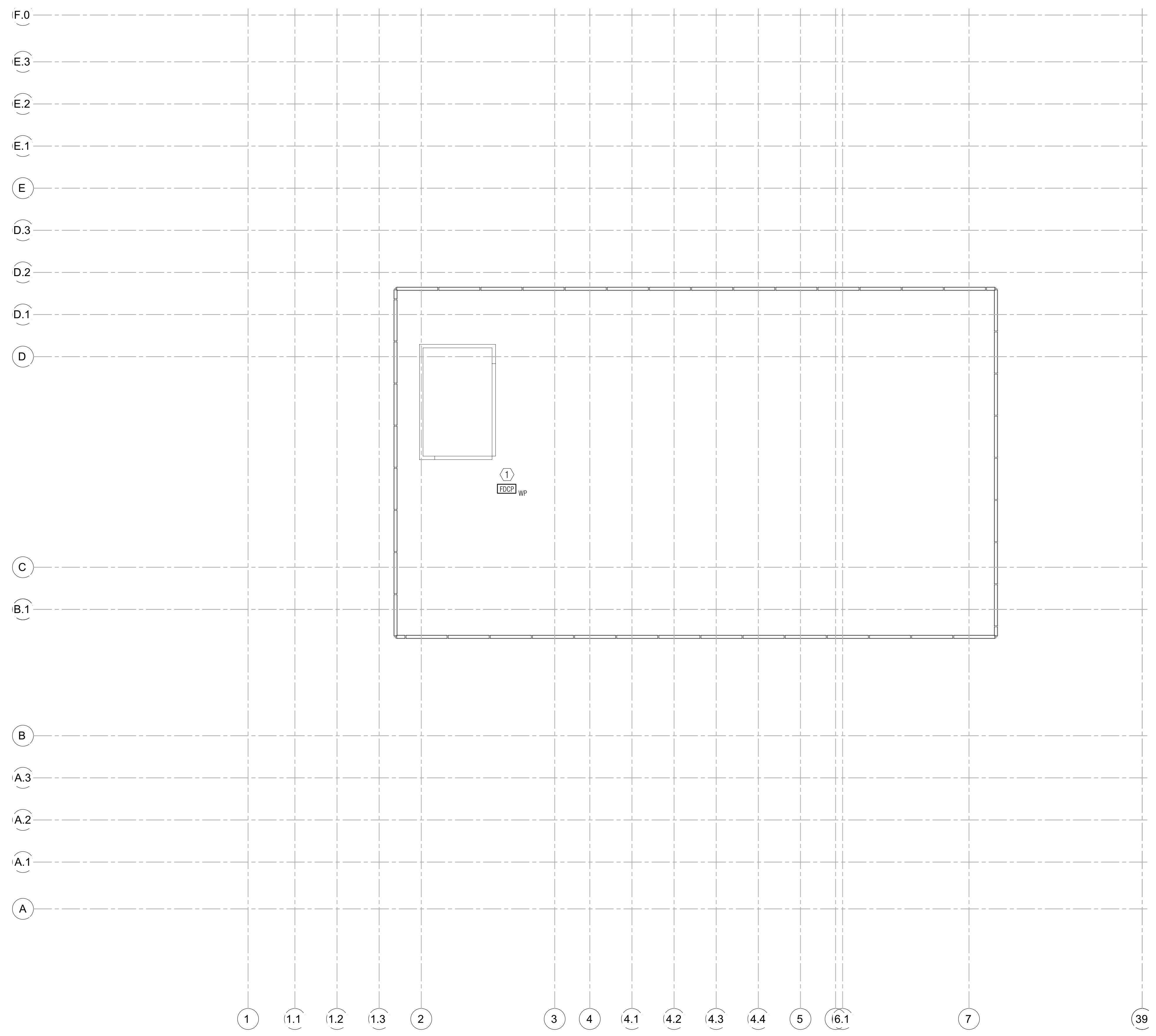
ROOF PLAN - DEMO FIRE ALARM

PROJECT NO. 00000000

E1.9.20

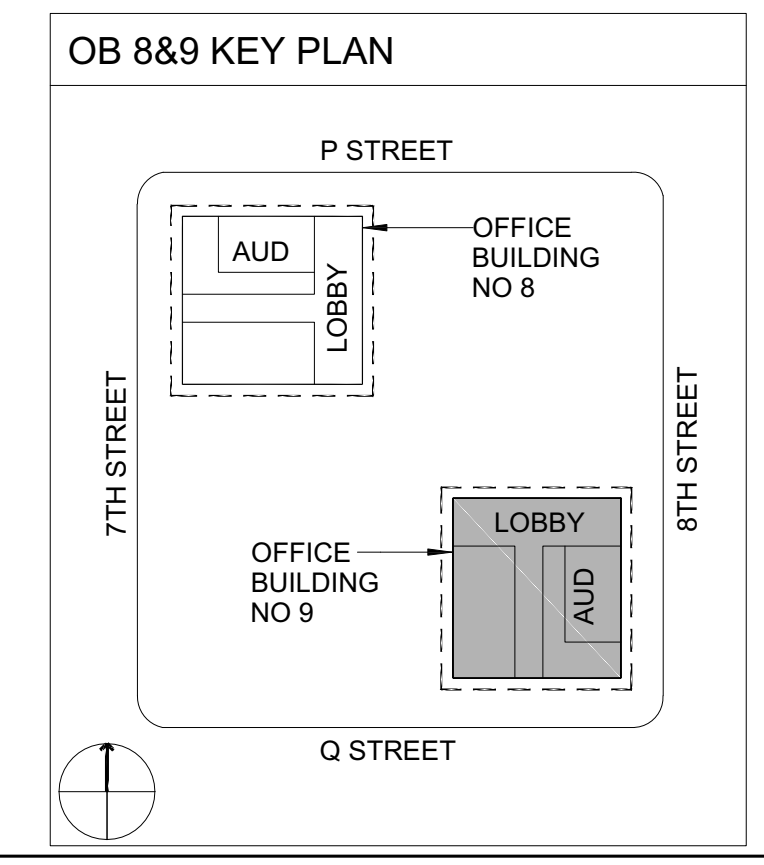
SHEET NO. _____

ISSUE DATE: OCTOBER 25, 2024




1 OFFICE BUILDING #9 - ROOF PLAN - DEMO FIRE ALARM

SCALE: 1/8" = 1'-0"



ECOM ENGINEERING
1455 RESPONSE ROAD, SUITE 140
SACRAMENTO, CA: 95815
916.641.5600
916.641.1640 FAX
WWW.ECOMENG.COM

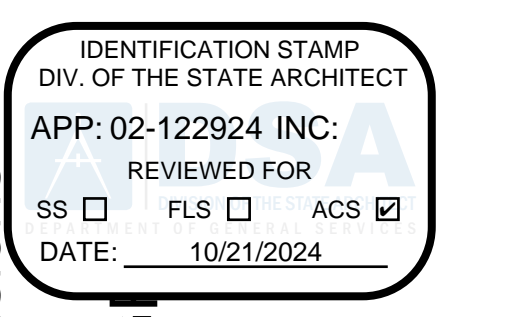
JOB NO. 17-L155.11 PM, AM
DESIGNERS: AM
DRAWN BY: ECOM




NUMBERED NOTES

- ① NEW FIRE ALARM TERMINAL CABINET, 120V. INTERCEPT AND EXTEND EXISTING BRANCH CIRCUIT AS INDICATED.
- ② EXISTING CLEAN AGENT FIRE SUPPRESSION FIRE ALARM PANEL TO REMAIN.

Dewberry Architects Inc.
301 N Lake Ave Suite 320
Pasadena, CA 91101-5112
916.239.7244 Phone
916.239.7245 Fax



DEPARTMENT OF GENERAL SERVICES - FACILITIES MANAGEMENT DIVISIONS
OFFICE BUILDING 8 & 9 (039 & 045) FIRE LIFE SAFETY UPGRADE
 707 3rd Street, 3rd Floor, West Sacramento, CA 95605
 CONSTRUCTION DOCUMENTS



SCALE AS INDICATED

REVISIONS

NO.	DESCRIPTION	DATE
01	BACKCHECK 01	4/15/2024

DRAWN BY: _____ DRW
 APPROVED BY: _____ APR
 CHECKED BY: _____ CHK
 DATE: _____ 08 December, 2023

TITLE
 BASEMENT FLOOR PLAN - NEW FIRE ALARM

PROJECT NO. 00000000

E2.8.00

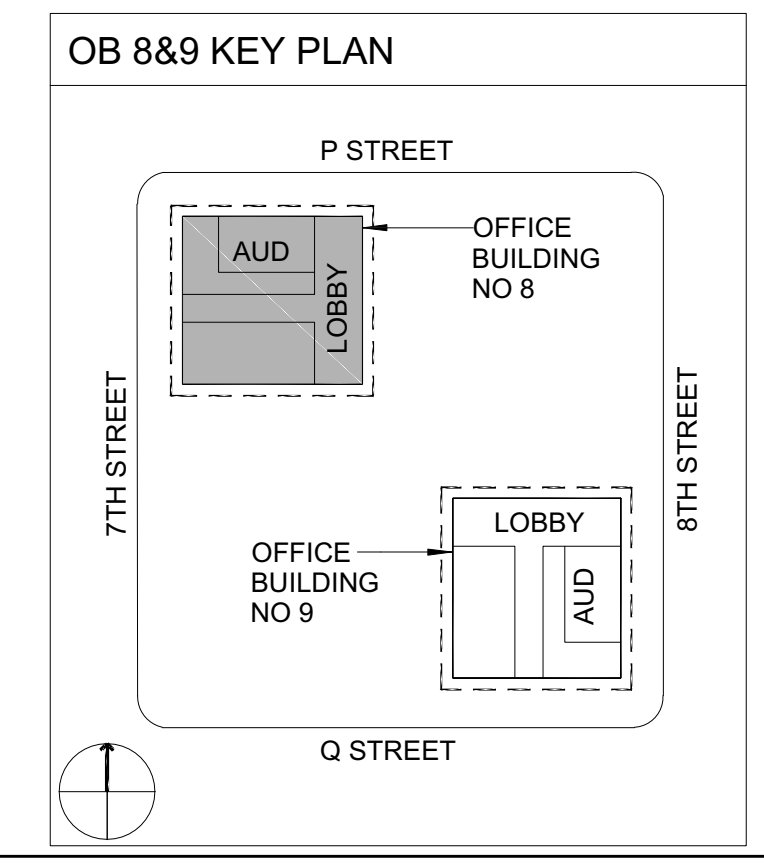
SHEET NO. _____

1 OFFICE BUILDING #8 - BASEMENT FLOOR PLAN - NEW FIRE ALARM (FOR REFERENCE ONLY)

SCALE: 1/8" = 1'-0"

(2) 2" CONDUITS

SEE E2.9.00 FOR CONTINUATION



ECOM ENGINEERING

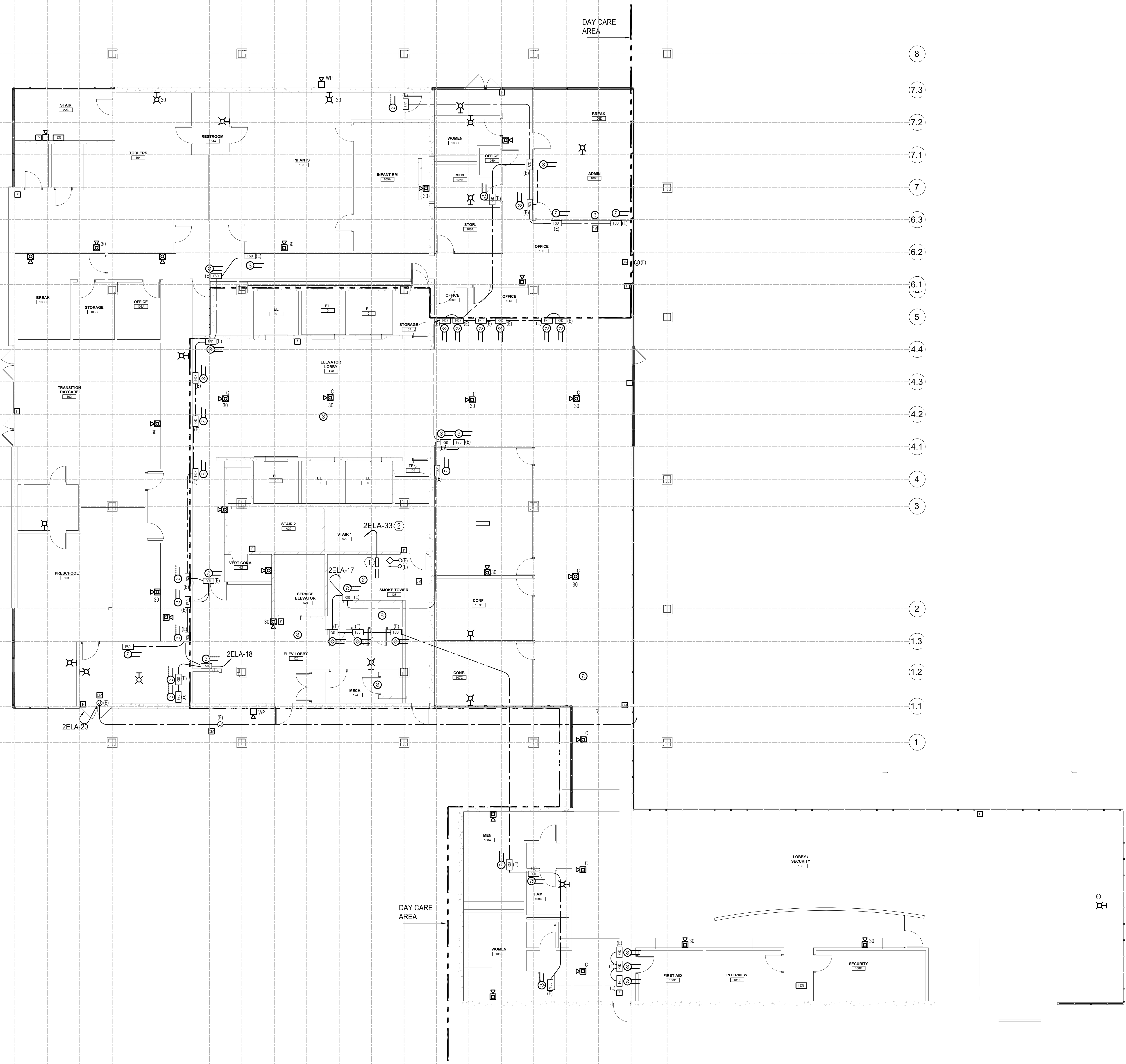
1455 RESPONSE ROAD, SUITE 140
SACRAMENTO, CA: 95815
916.641.5600
916.641.1640 FAX
WWW.ECOMENG.COM

JOB NO. 17-L155.11 PM AM
DESIGNER: AM
DRAWN BY: ECOM

A A.1 A.2 A.3 B B.1 C C.1 C.2 C.3 C.4 D D.1 D.2 D.3 E E.1 E.2 E.3 F.0

F
E
D
C
B
A

8
7.3
7.2
7.1
7
6.3
6.2
6.1
5
4.4
4.3
4.2
4.1
4
3
2
1.3
1.2
1.1
1



SHEET NOTES

1. THE FIRE ALARM SYSTEM NOTIFICATION DEVICES IN THE DAY CARE AREA SHALL BE ZONED SEPARATELY FROM THE REMAINDER OF THE BUILDING. THE DAY CARE AREA IS REQUIRED TO HAVE FIRE DRILLS ONCE A MONTH, BUT IT IS NOT NECESSARY TO ALARM THE ENTIRE BUILDING DURING THESE DRILLS.

NUMBERED NOTES

- ① NEW FIRE ALARM TERMINAL CABINET, 120V.
- ② PROVIDE NEW 20A/1P CIRCUIT BREAKER IN EXISTING SPACE. MATCH EXISTING TYPE AND AIC RATINGS.

Dewberry Architects Inc.
301 N Lake Ave Suite 320
Pasadena, CA 91101-5112
916.239.7244 Phone
916.239.7245 Fax

AGENCY APPROVAL

OFFICE OF THE STATE FIRE MARSHAL
APPROVED FIRE AND PANIC ONLY

Approval of this plan does not authorize or approve any omission or deviation from applicable regulations. Final approval is subject to field inspection. One set of approved plans shall be available on the project site at all times.

IDENTIFICATION STAMP
DIV. OF THE STATE ARCHITECT
APP: 02-122924 INC.
REVIEWED FOR:
SS FLS ACS
DATE: 10/21/2024

DEPARTMENT OF GENERAL SERVICES - FACILITIES MANAGEMENT DIVISIONS

OFFICE BUILDING 8 & 9 (039 & 045) FIRE LIFE SAFETY UPG

707 3rd Street, 3rd Floor, West Sacramento, CA 95605

CONSTRUCTION DOCUMENTS

SEAL

SCALE: AS INDICATED

REVISIONS

NO.	DESCRIPTION	DATE
01	BACKCHECK 01	4/15/2024

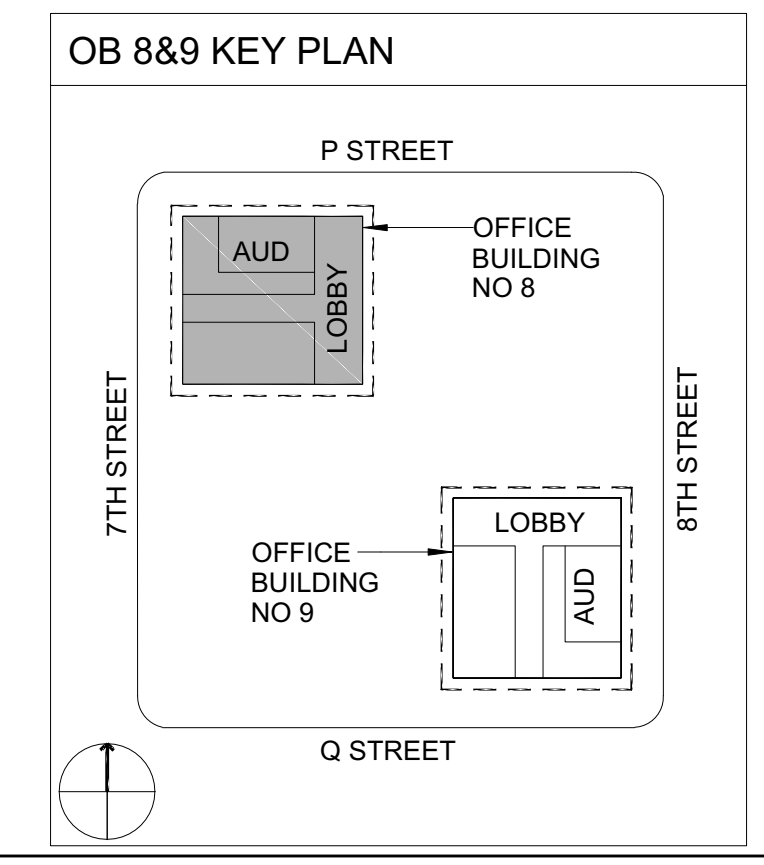
DRAWN BY: _____ DRW
APPROVED BY: _____ APR
CHECKED BY: _____ CHK
DATE: 08 December, 2023

FIRST FLOOR PLAN - NEW FIRE ALARM

PROJECT NO. 00000000

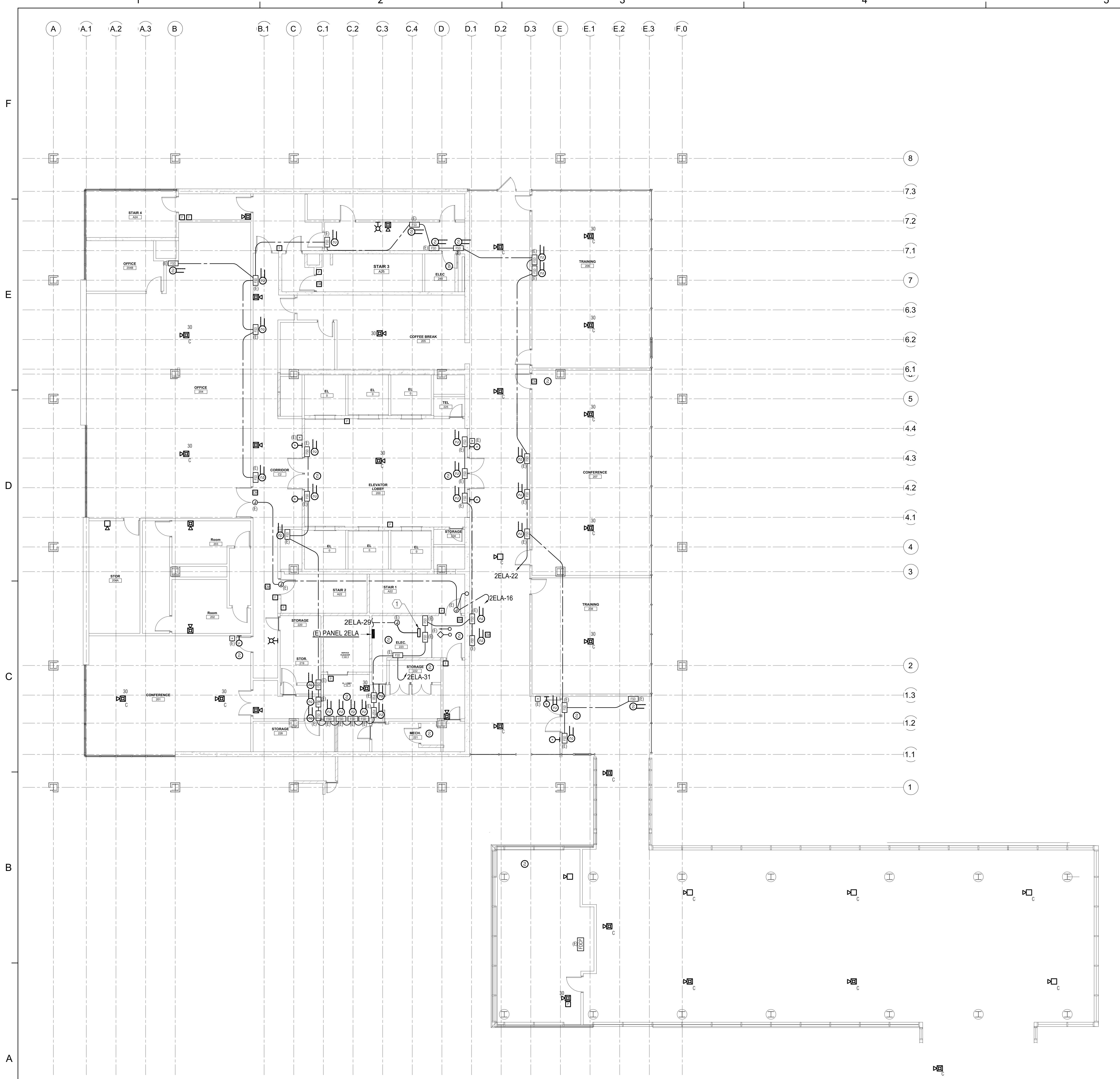
E2.8.01

SHEET NO. ISSUE DATE: OCTOBER 25, 2024



ECOM ENGINEERING
1455 RESPONSE ROAD, SUITE 140
SACRAMENTO, CA: 95815
916.641.5600
916.641.1640 FAX
WWW.ECOMENG.COM

JOB NO. 17-L155.11 PM, AM
DESIGNERS: AM
DRAWN BY: ECOM



NUMBERED NOTES

- ① NEW FIRE ALARM TERMINAL CABINET, 120V. INTERCEPT AND EXTEND EXISTING BRANCH CIRCUIT AS INDICATED.

Dewberry Architects Inc.
 301 N Lake Ave. Suite 320
 Pasadena, CA 91101-5112
 916.239.7244 Phone
 916.239.7245 Fax

AGENCY APPROVAL

OFFICE OF THE STATE FIRE MARSHAL
 APPROVED FIRE AND PANIC ONLY

Approval of this plan does not authorize or approve any omission or deviation from applicable regulations. Final approval is subject to field inspection. One set of approved plans shall be available on the project site at all times.

IDENTIFICATION STAMP
 DIV. OF THE STATE ARCHITECT
 APP: 02-122924 INC.
 REVIEWED FOR
 SS FLS ACS
 DATE: 10/21/2024

DEPARTMENT OF GENERAL SERVICES - FACILITIES MANAGEMENT DIVISIONS

OFFICE BUILDING 8 & 9 (039 & 045) FIRE LIFE SAFETY UPGRADE

707 3rd Street, 3rd Floor, West Sacramento, CA 95605

CONSTRUCTION DOCUMENTS

SEAL

SCALE
 AS INDICATED

REVISIONS

NO.	DESCRIPTION	DATE
01	BACKCHECK 01	4/15/2024

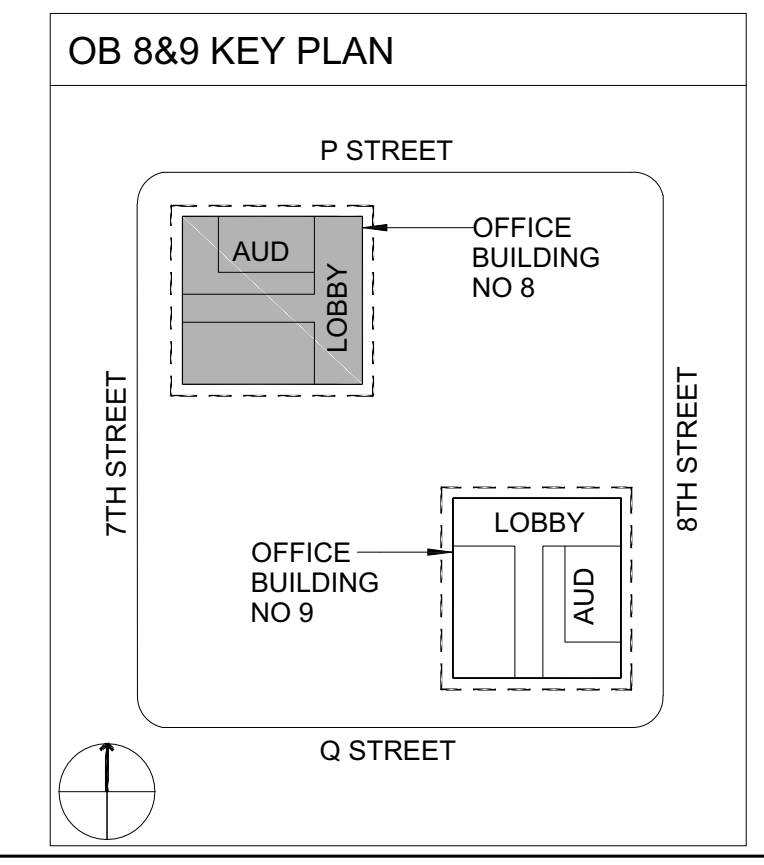
DRAWN BY _____ DRW
 APPROVED BY _____ APR
 CHECKED BY _____ CHK
 DATE _____ 08 December, 2023

TITLE
SECOND FLOOR PLAN - NEW FIRE ALARM

PROJECT NO. 00000000

E2.8.02

SHEET NO.
 ISSUE DATE: OCTOBER 25, 2024

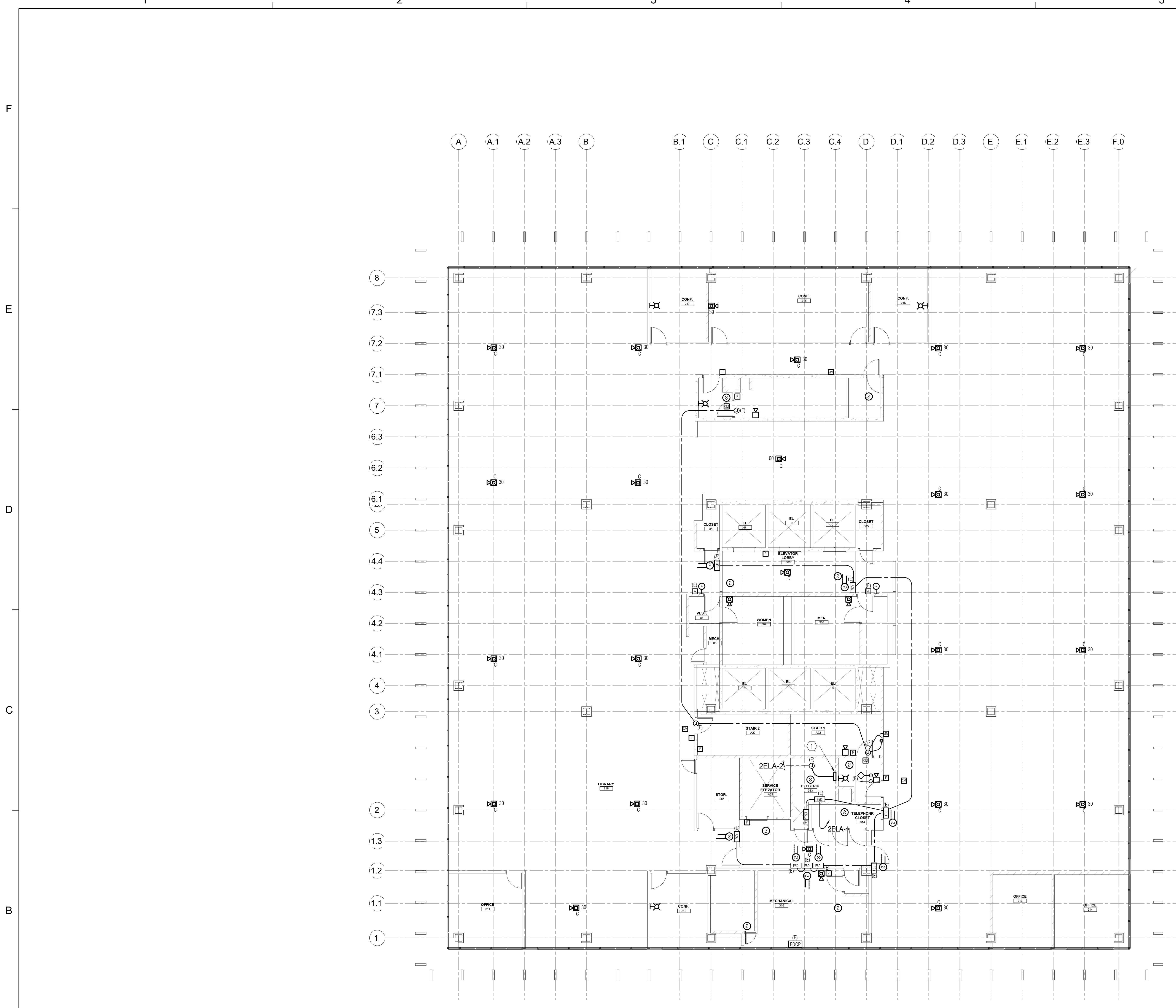


ECOM ENGINEERING
 1455 RESPONSE ROAD, SUITE 140
 SACRAMENTO, CA: 95815
 916.641.5600
 916.641.1640 FAX
 WWW.ECOMENG.COM

JOB NO. 17-L155.11 PM AM
 DESIGNER: AM
 DRAWN BY: ECOM

① **OFFICE BUILDING #8 - SECOND FLOOR PLAN - NEW FIRE ALARM (FOR REFERENCE ONLY)**

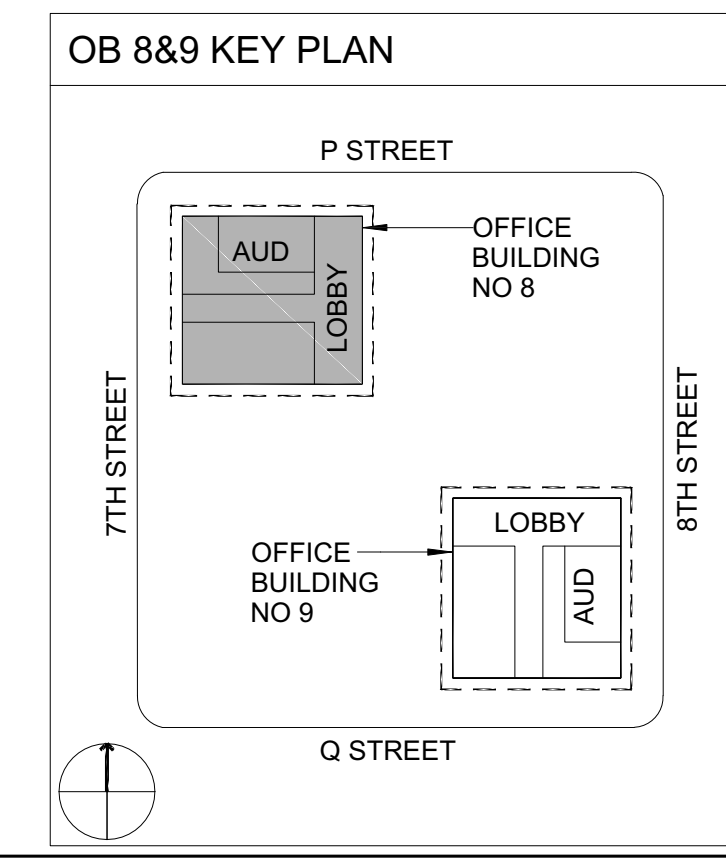
SCALE: 1/8" = 1'-0"



NUMBERED NOTES

① NEW FIRE ALARM TERMINAL CABINET, 120V. INTERCEPT AND EXTEND EXISTING BRANCH CIRCUIT AS INDICATED.

① **OFFICE BUILDING #8 - THIRD FLOOR PLAN - NEW FIRE ALARM (FOR REFERENCE ONLY)**
 SCALE: 1/8" = 1'-0"



ECOM ENGINEERING
 1455 RESPONSE ROAD, SUITE 140
 SACRAMENTO, CA: 95815
 916.641.5600
 916.641.1640 FAX
 WWW.ECOMENG.COM
 JOB NO. 17-L155.11 P.M. AM
 DESIGNER: AM
 DRAWN BY: ECOM

Dewberry Architects Inc.
 301 N Lake Ave. Suite 320
 Pasadena, CA 91101-5112
 916.239.7244 Phone
 916.239.7245 Fax

AGENCY APPROVAL
OFFICE OF THE STATE FIRE MARSHAL
 APPROVED FIRE AND PANIC ONLY
 07/01/24
 23-6535
 SINCE 1888
 Approval of this plan does not authorize or approve any omission or deviation from applicable regulations. Final approval is subject to field inspection. One set of approved plans shall be available on the project site at all times.

IDENTIFICATION STAMP
 DIV. OF THE STATE ARCHITECT
 APP: 02-122924 INC.
 REVIEWED FOR
 SS FLS ACS
 DATE: 10/21/2024

DEPARTMENT OF GENERAL SERVICES - FACILITIES MANAGEMENT DIVISIONS
OFFICE BUILDING 8 & 9 (039 & 045) FIRE LIFE SAFETY UPGRADE
 707 3rd Street, 3rd Floor, West Sacramento, CA 95605
 CONSTRUCTION DOCUMENTS

SEAL

SCALE AS INDICATED

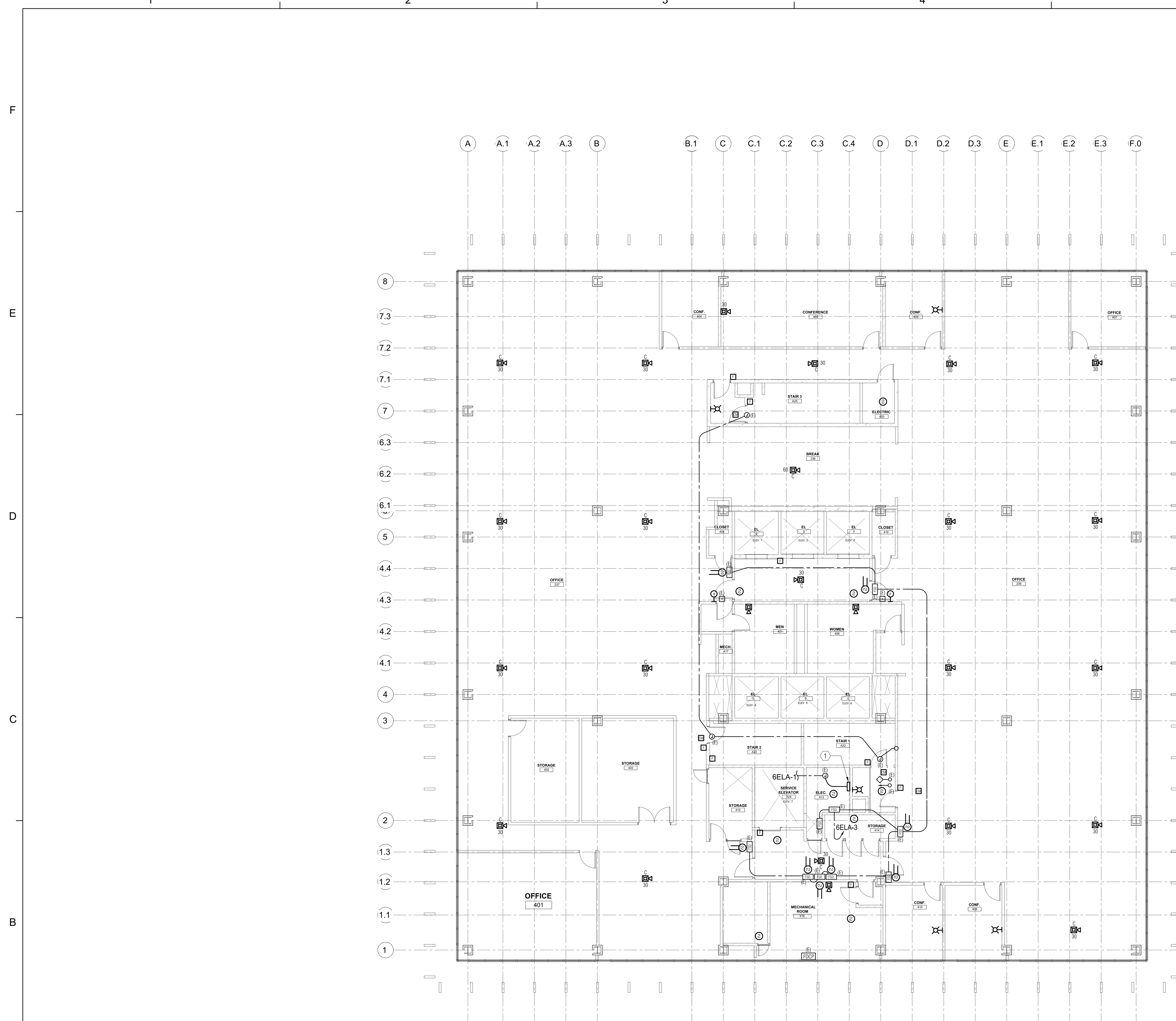
REVISIONS

NO.	DESCRIPTION	DATE
01	BACKCHECK 01	4/15/2024

DRAWN BY _____ DRW
 APPROVED BY _____ APR
 CHECKED BY _____ CHK
 DATE: 08 December, 2023

THIRD FLOOR PLAN - NEW FIRE ALARM

PROJECT NO. 00000000
E2.8.03
 SHEET NO.
 ISSUE DATE: OCTOBER 25, 2024
 V2

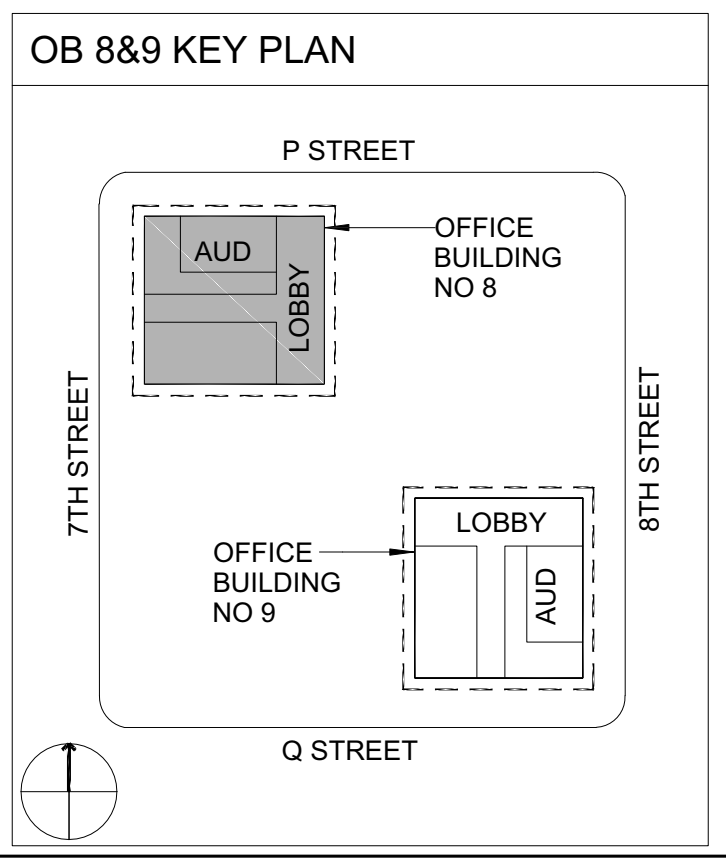


1 OFFICE BUILDING #8 - FOURTH FLOOR PLAN - NEW FIRE ALARM (FOR REFERENCE ONLY)

SCALE: 1/8" = 1'-0"

NUMBERED NOTES

① NEW FIRE ALARM TERMINAL CABINET, 120V. INTERCEPT AND EXTEND EXISTING BRANCH CIRCUIT AS INDICATED.



ECOM ENGINEERING
 1455 RESPONSE ROAD, SUITE 140
 SACRAMENTO, CA 95815
 916.641.5600
 916.641.1640 FAX
 WWW.ECOMENG.COM

JOB NO. **17-L155.11** PM, AM
 DESIGNER: **AM**
 DRAWN BY: **ECOM**

Dewberry Architects Inc.
 301 N Lake Ave Suite 320
 Pasadena, CA 91101-5112
 916.239.7244 Phone
 916.239.7245 Fax

AGENCY APPROVAL

OFFICE OF THE STATE FIRE MARSHAL
APPROVED FIRE AND PANIC ONLY

Approval of this plan does not authorize or approve any omission or deviation from applicable regulations. Final approval is subject to field inspection. One set of approved plans shall be available on the project site at all times.

IDENTIFICATION STAMP
 DIV. OF THE STATE ARCHITECT
 APP: 02-122924 INC.
 REVIEWED FOR
 SS FLS ACS
 DATE: 10/21/2024

DEPARTMENT OF GENERAL SERVICES - FACILITIES MANAGEMENT DIVISIONS
OFFICE BUILDING 8 & 9 (039 & 045) FIRE LIFE SAFETY UPGRADE
 707 3rd Street, 3rd Floor, West Sacramento, CA 95605
 CONSTRUCTION DOCUMENTS

SEAL

SCALE AS INDICATED

REVISIONS

NO.	DESCRIPTION	DATE
01	BACKCHECK 01	4/15/2024

DRAWN BY _____ DRW
 APPROVED BY _____ APR
 CHECKED BY _____ CHK
 DATE _____ 08 December, 2023

TITLE
FOURTH FLOOR PLAN - NEW FIRE ALARM

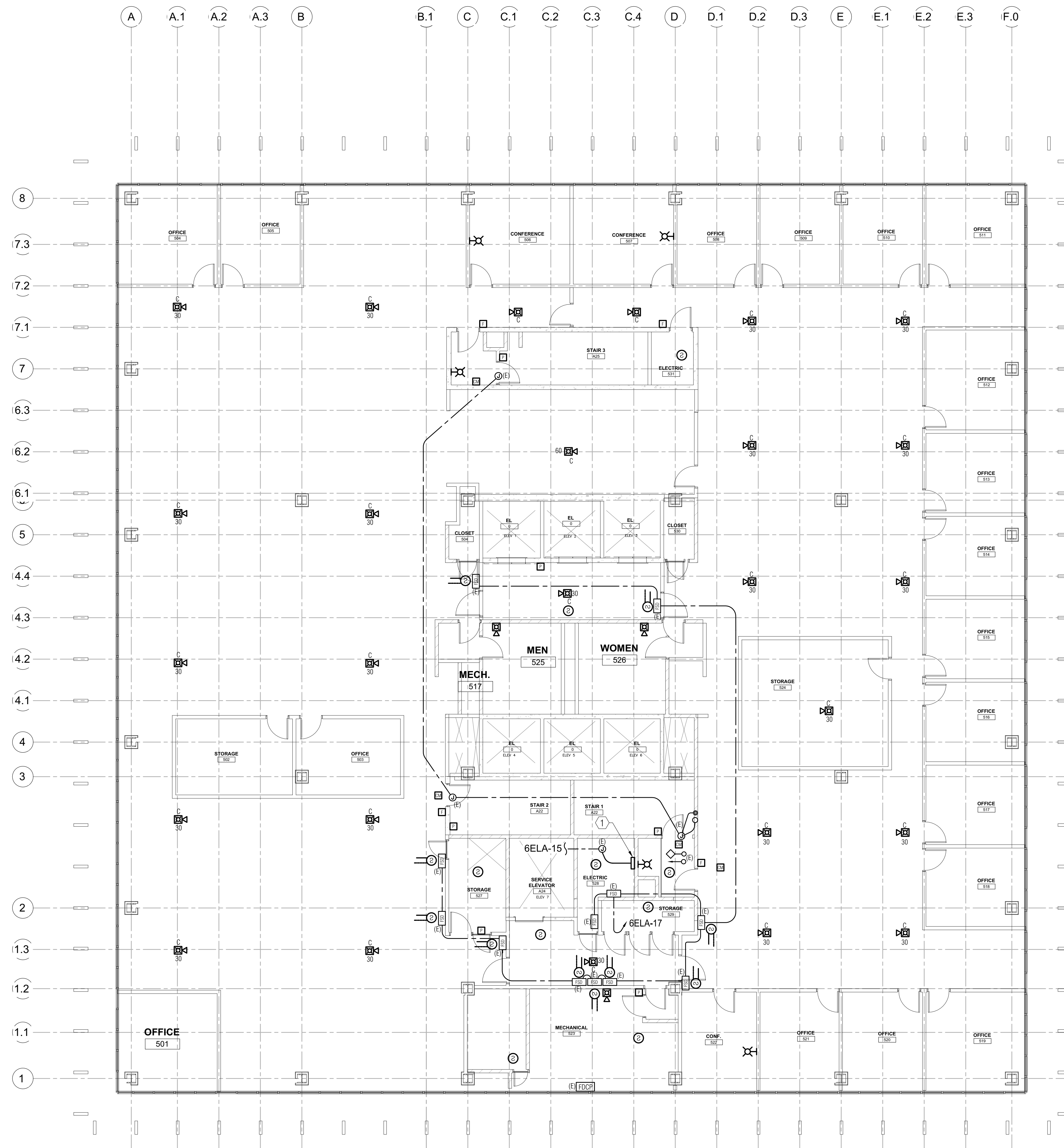
PROJECT NO. 00000000

E2.8.04

SHEET NO. _____
 ISSUE DATE: OCTOBER 25, 2024
 V2

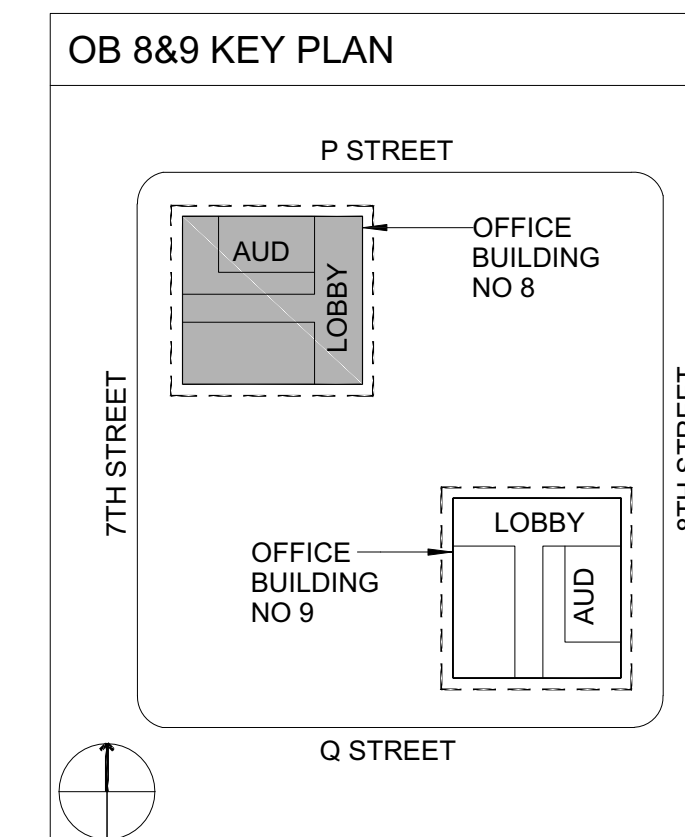
NUMBERED NOTES

- ① NEW FIRE ALARM TERMINAL CABINET, 120V. INTERCEPT AND EXTEND EXISTING BRANCH CIRCUIT AS INDICATED.



① **OFFICE BUILDING #8 - FIFTH FLOOR PLAN - NEW FIRE ALARM (FOR REFERENCE ONLY)**

SCALE: 1/8" = 1'-0"




ECOM ENGINEERING
 1455 RESPONSE ROAD, SUITE 140
 SACRAMENTO, CA: 95815
 916.641.5600
 916.641.1640 FAX
 WWW.ECOMENG.COM


JOB NO: 17-L155.11 PM: AM
 DESIGNER: AM
 DRAWN BY: ECOM

Dewberry Architects Inc.
 301 N Lake Ave Suite 320
 Pasadena, CA 91101-5112
 916.239.7244 Phone
 916.239.7245 Fax

AGENCY APPROVAL



DEPARTMENT OF GENERAL SERVICES - FACILITIES MANAGEMENT DIVISIONS
OFFICE BUILDING 8 & 9 (039 & 045) FIRE LIFE SAFETY UPGRADE
 707 3rd Street, 3rd Floor, West Sacramento, CA 95605
 CONSTRUCTION DOCUMENTS



SCALE AS INDICATED

NO.	DESCRIPTION	DATE
01	BACKCHECK 01	4/15/2024

DRAWN BY _____ DRW
 APPROVED BY _____ APR
 CHECKED BY _____ CHK
 DATE _____ 08 December, 2023

TITLE
FIFTH FLOOR PLAN - NEW FIRE ALARM

PROJECT NO. 00000000

E2.8.05

SHEET NO. ISSUE DATE: OCTOBER 25, 2024

1 2 3 4 5 6

Dewberry Architects Inc.
301 N Lake Ave Suite 320
Pasadena, CA 91101-5112
916.239.7244 Phone
916.239.7245 Fax

NUMBERED NOTES

- ① NEW FIRE ALARM TERMINAL CABINET, 120V. INTERCEPT AND EXTEND EXISTING BRANCH CIRCUIT AS INDICATED.

AGENCY APPROVAL

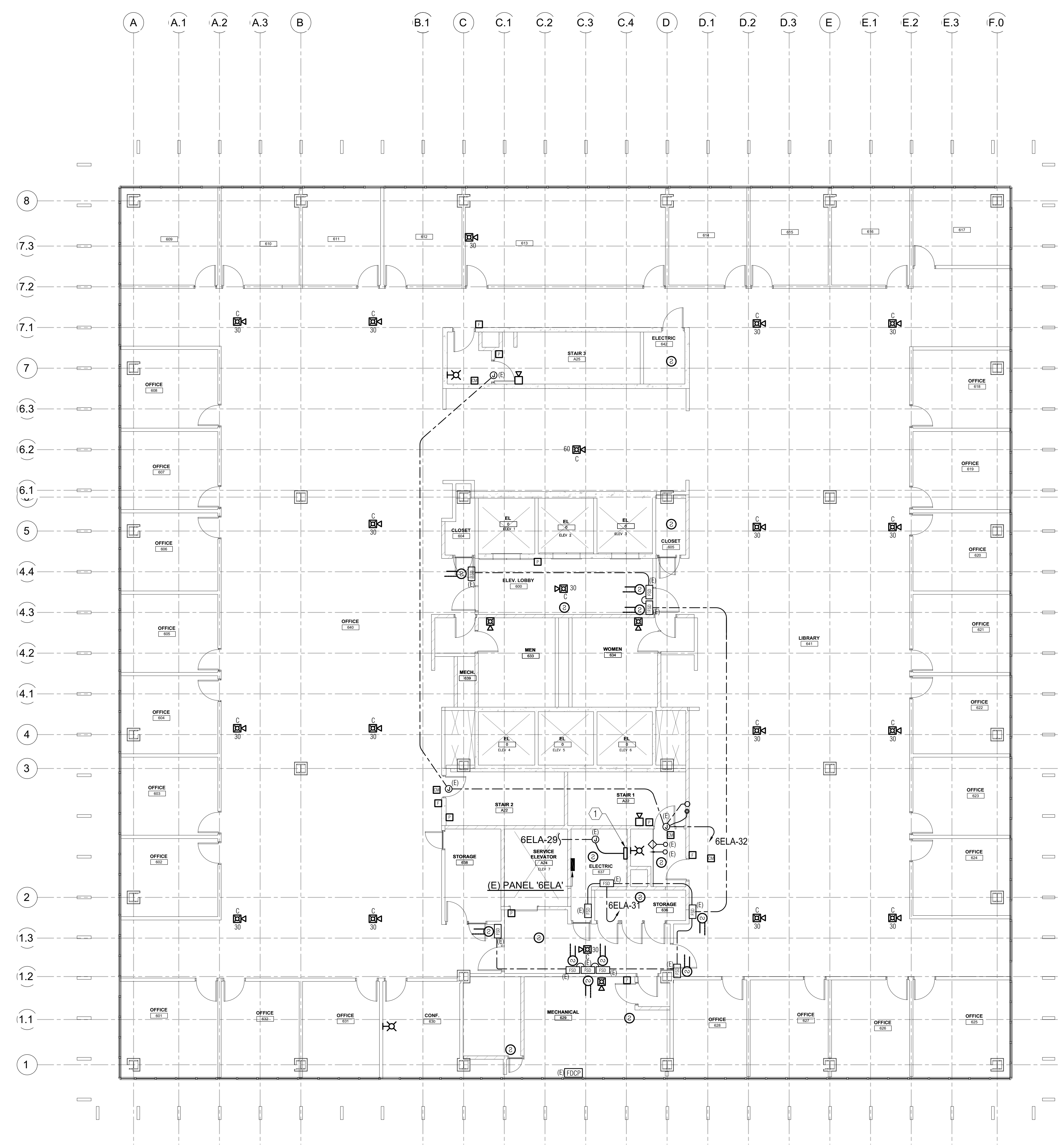
OFFICE OF THE STATE FIRE MARSHAL
APPROVED FIRE AND PANIC ONLY



Approval of this plan does not authorize or approve any omission or deviation from applicable regulations. Final approval is subject to field inspection. One set of approved plans shall be available on the project site at all times.

IDENTIFICATION STAMP
DIV. OF THE STATE ARCHITECT
APP: 02-122924 INC.
REVIEWED FOR
SS FLS ACS
DATE: 10/21/2024

F
E
D
C
B
A




① OFFICE BUILDING #8 - SIXTH FLOOR PLAN - NEW FIRE ALARM (FOR REFERENCE ONLY)
SCALE: 1/8" = 1'-0"

DEPARTMENT OF GENERAL SERVICES - FACILITIES MANAGEMENT DIVISIONS

OFFICE BUILDING 8 & 9 (039 & 045) FIRE LIFE SAFETY UPG

707 3rd Street, West Sacramento, CA 95605
CONSTRUCTION DOCUMENTS

SEAL



SCALE

AS INDICATED

REVISIONS

NO.	DESCRIPTION	DATE
01	BACKCHECK 01	4/15/2024

DRAWN BY _____ DRW
APPROVED BY _____ APR
CHECKED BY _____ CHK
DATE _____ 08 December, 2023

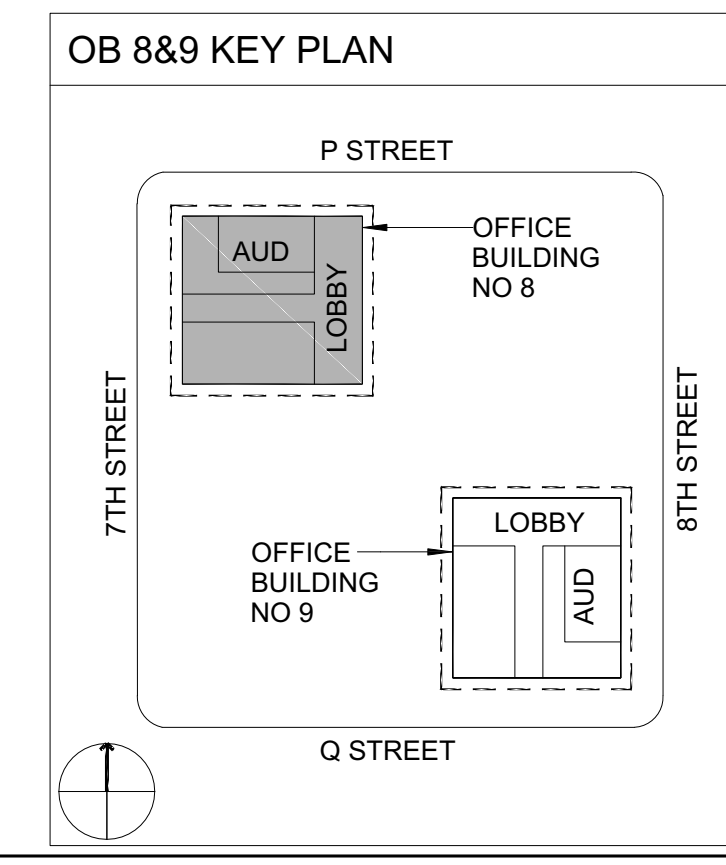
TITLE

**SIXTH FLOOR
PLAN - NEW FIRE
ALARM**

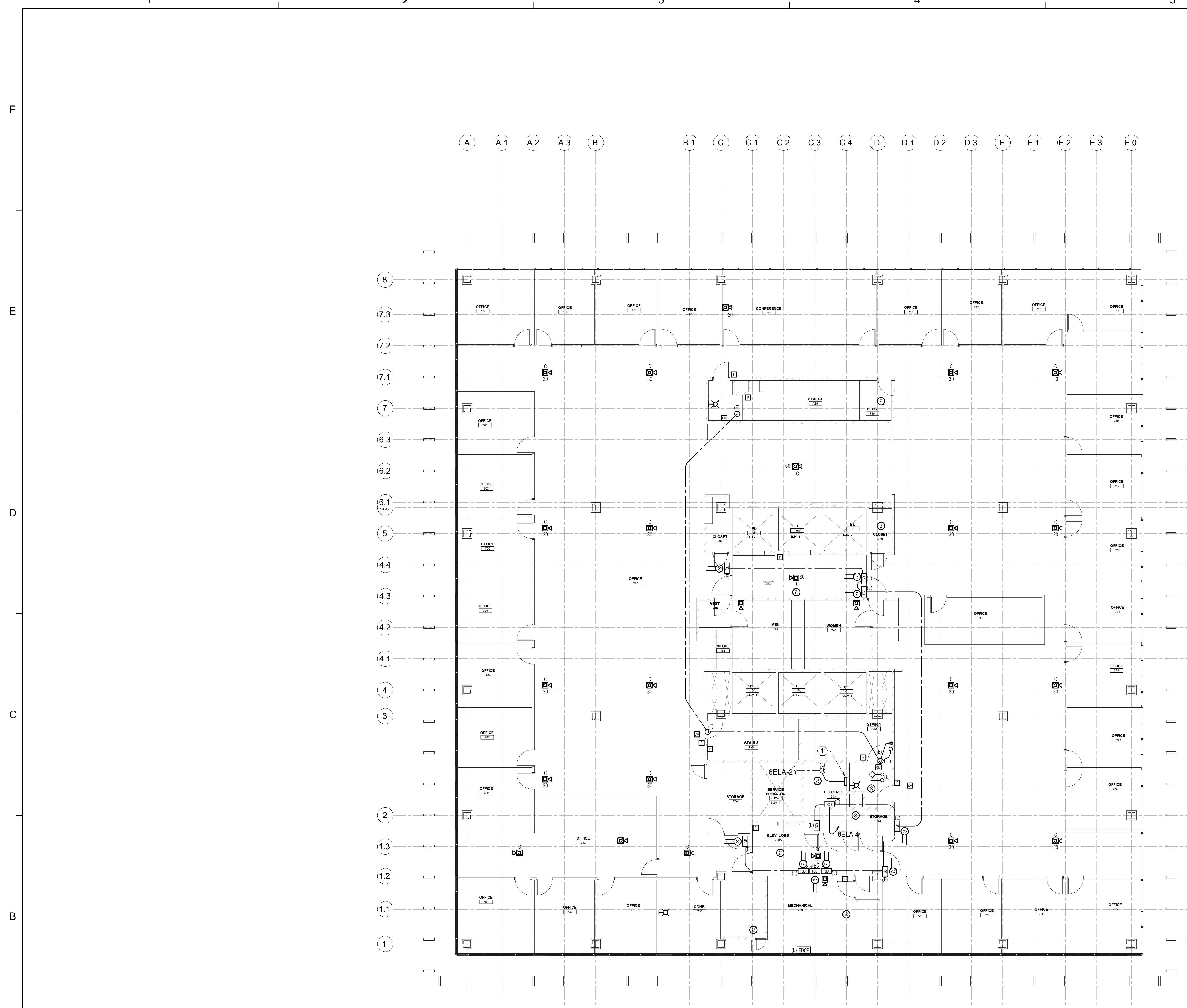
PROJECT NO. 00000000

E2.8.06

SHEET NO. ISSUE DATE: OCTOBER 25, 2024



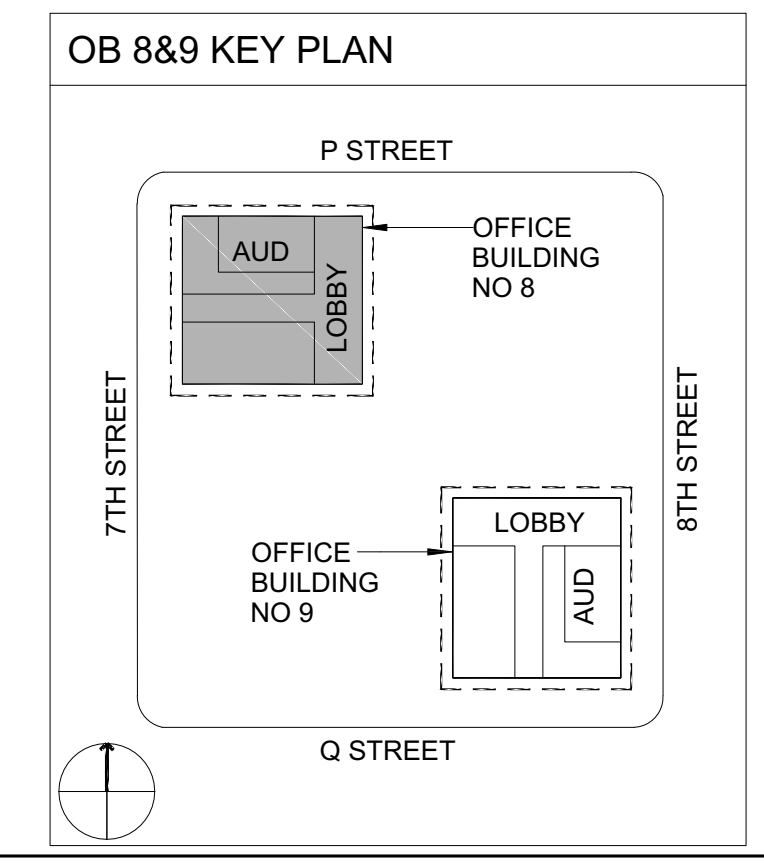
**ECOM
ENGINEERING**
1455 RESPONSE ROAD, SUITE 140
SACRAMENTO, CA 95815
916.641.5600
916.641.1640 FAX
WWW.ECOMENG.COM
JOB NO. 17-L155.11 PW, AM
DESIGNERS: AM
DRAWN BY: ECOM



NUMBERED NOTES

- ① NEW FIRE ALARM TERMINAL CABINET, 120V. INTERCEPT AND EXTEND EXISTING BRANCH CIRCUIT AS INDICATED.

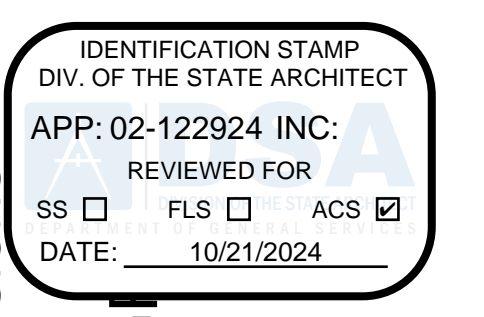
① OFFICE BUILDING #8 - SEVENTH FLOOR PLAN - NEW FIRE ALARM (FOR REFERENCE ONLY)
SCALE: 1/8" = 1'-0"



ECOM ENGINEERING
1455 RESPONSE ROAD, SUITE 140
SACRAMENTO, CA: 95815
916.641.5600
916.641.1640 FAX
WWW.ECOMENG.COM

JOB NO: 17-L155.11 PM, AM
DESIGNERS: AM
DRAWN BY: ECOM


Dewberry Architects Inc.
301 N Lake Ave Suite 320
Pasadena, CA 91101-5112
916.239.7244 Phone
916.239.7245 Fax



DEPARTMENT OF GENERAL SERVICES - FACILITIES MANAGEMENT DIVISIONS

OFFICE BUILDING 8 & 9 (039 & 045) FIRE LIFE SAFETY UPGRADE

707 3rd Street, West Sacramento, CA 95605
CONSTRUCTION DOCUMENTS



SCALE: AS INDICATED

REVISIONS

NO.	DESCRIPTION	DATE
01	BACKCHECK 01	4/15/2024

DRAWN BY: _____ DRW
APPROVED BY: _____ APR
CHECKED BY: _____ CHK
DATE: 08 December, 2023

SEVENTH FLOOR PLAN - NEW FIRE ALARM

PROJECT NO. 00000000

E2.8.07

SHEET NO. _____
ISSUE DATE: OCTOBER 25, 2024
V2

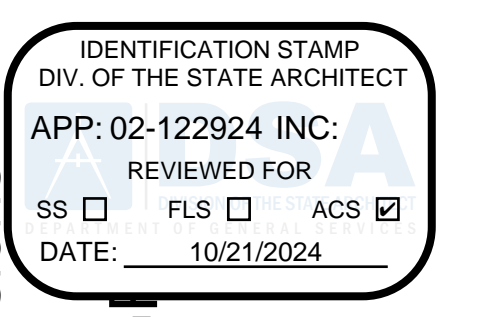
NUMBERED NOTES

- ① NEW FIRE ALARM TERMINAL CABINET, 120V. INTERCEPT AND EXTEND EXISTING BRANCH CIRCUIT AS INDICATED.



① **OFFICE BUILDING #8 - EIGHTH FLOOR PLAN - NEW FIRE ALARM (FOR REFERENCE ONLY)** 

SCALE: 1/8" = 1'-0"



Dewberry Architects Inc.
301 N Lake Ave, Suite 320
Pasadena, CA 91101-5112
916.239.7244 Phone
916.239.7245 Fax


AGENCY APPROVAL

OFFICE OF THE STATE FIRE MARSHAL
APPROVED FIRE AND PANIC ONLY

Approval of this plan does not authorize or approve any omission or deviation from applicable regulations. Final approval is subject to field inspection. One set of approved plans shall be available on the project site at all times.

IDENTIFICATION STAMP
DIV. OF THE STATE ARCHITECT
APP: 02-122924 INC.
REVIEWED FOR
SS FLS ACS
DATE: 10/21/2024

DEPARTMENT OF GENERAL SERVICES - FACILITIES MANAGEMENT DIVISIONS
OFFICE BUILDING 8 & 9 (039 & 045) FIRE LIFE SAFETY UPGRADE
707 3rd Street, 3rd Floor, West Sacramento, CA 95605
CONSTRUCTION DOCUMENTS



SCALE: AS INDICATED

REVISIONS

NO.	DESCRIPTION	DATE
01	BACKCHECK 01	4/15/2024

DRAWN BY: _____ DRW
APPROVED BY: _____ APR
CHECKED BY: _____ CHK
DATE: 08 December, 2023

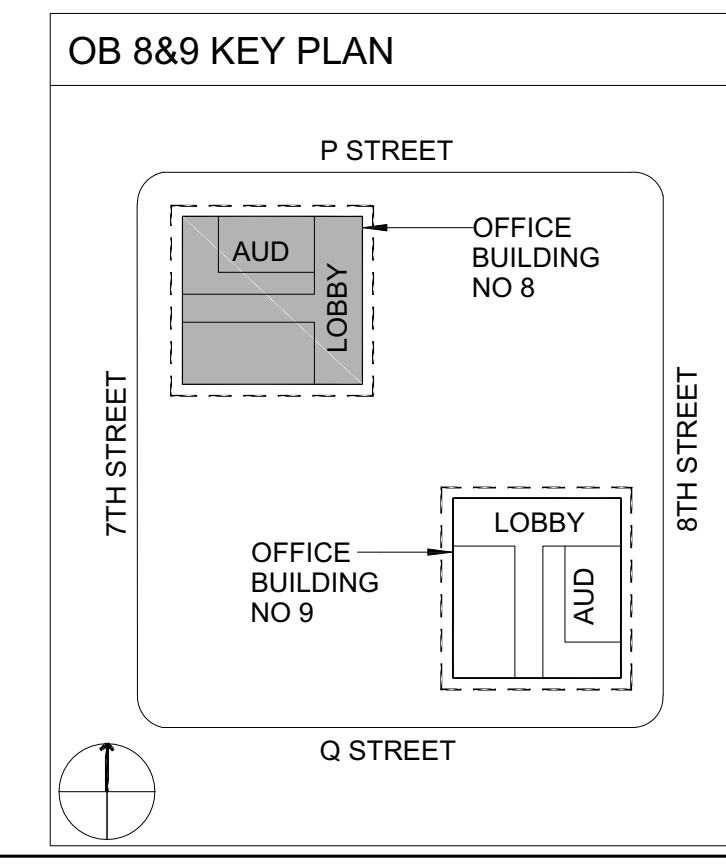
TITLE

EIGHTH FLOOR PLAN - NEW FIRE ALARM

PROJECT NO. 00000000

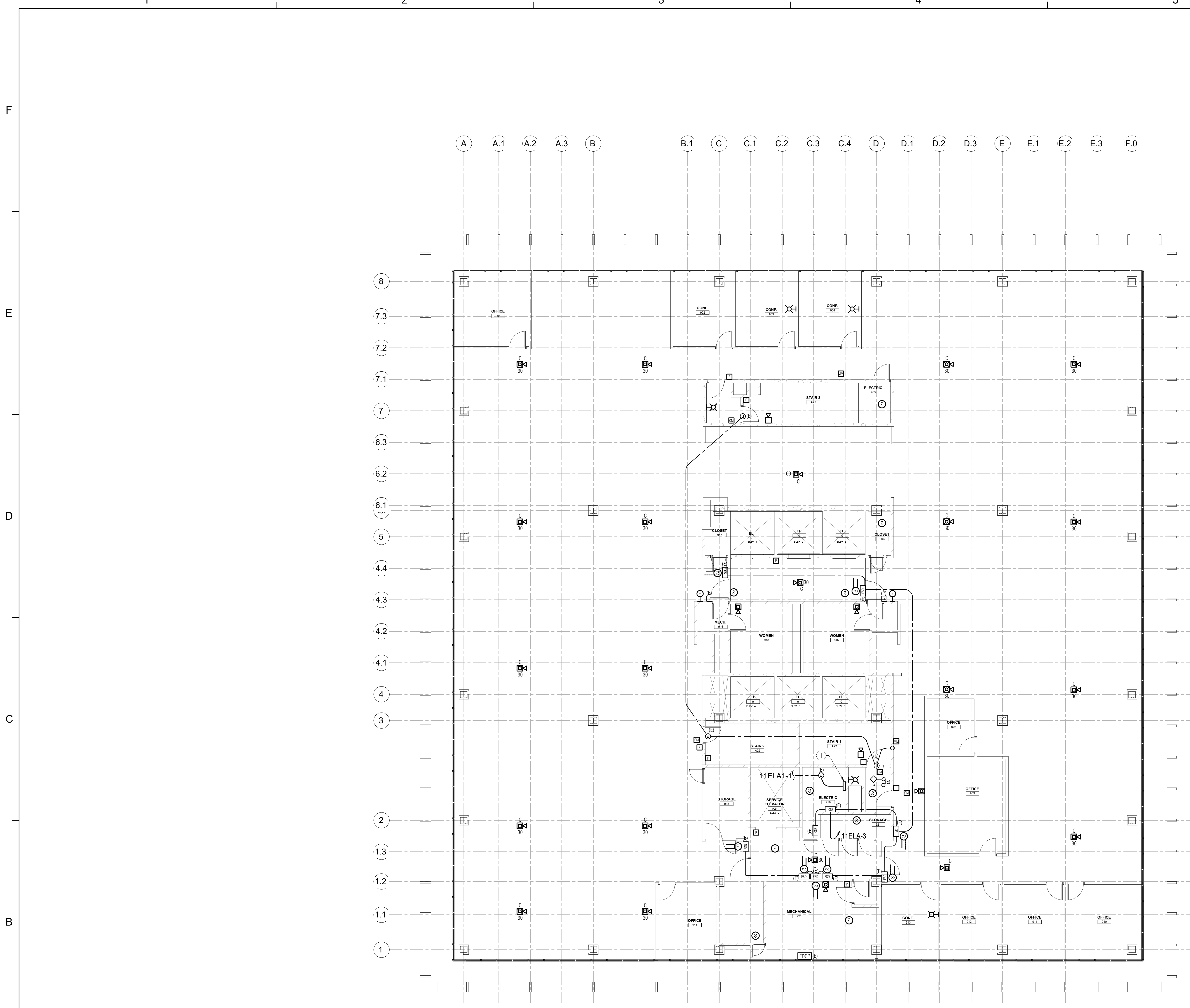
E2.8.08

SHEET NO. ISSUE DATE: OCTOBER 25, 2024



ECOM ENGINEERING
1455 RESPONSE ROAD, SUITE 140
SACRAMENTO, CA: 95815
916.641.5600
916.641.1640 FAX
WWW.ECOMENG.COM

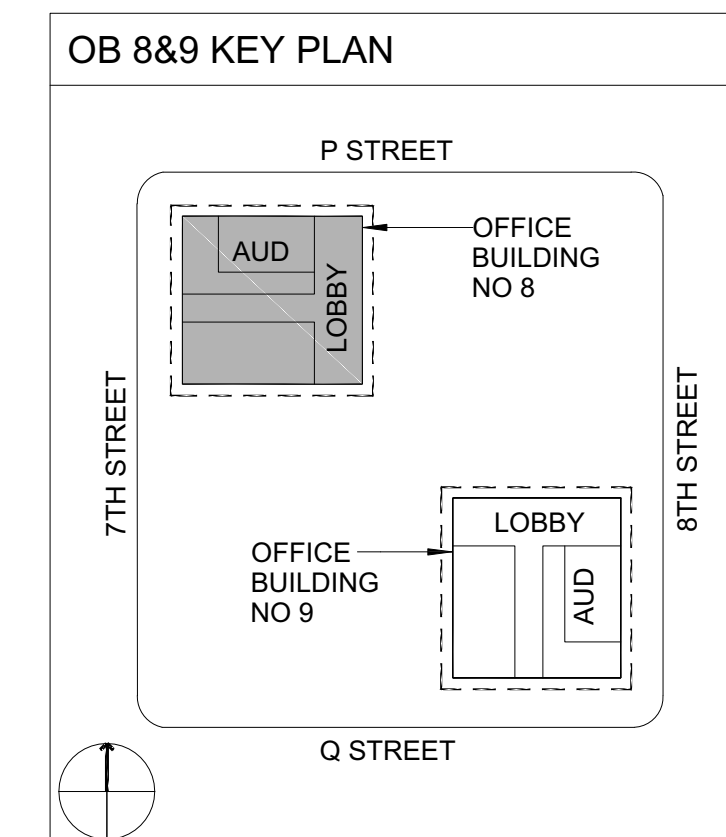
JOB NO: 17-L155.11 PM, AM
DESIGNERS: AM
DRAWN BY: ECOM



NUMBERED NOTES

① NEW FIRE ALARM TERMINAL CABINET, 120V. INTERCEPT AND EXTEND EXISTING BRANCH CIRCUIT AS INDICATED.

① OFFICE BUILDING #8 - NINTH FLOOR PLAN - NEW FIRE ALARM (FOR REFERENCE ONLY)
SCALE: 1/8" = 1'-0"



ECOM ENGINEERING
1455 RESPONSE ROAD, SUITE 140
SACRAMENTO, CA: 95815
916.641.5600
916.641.1640 FAX
WWW.ECOMENG.COM
JOB NO: 17-L155.11 PM, AM
DESIGNERS: AM
DRAWN BY: ECOM

Dewberry Architects Inc.
301 N Lake Ave Suite 320
Pasadena, CA 91101-5112
916.239.7244 Phone
916.239.7245 Fax

AGENCY APPROVAL
OFFICE OF THE STATE FIRE MARSHAL
APPROVED FIRE AND PANIC ONLY
07/01/24
23-6555
Approval of this plan does not authorize or approve any omission or deviation from applicable regulations. Final approval is subject to field inspection. One set of approved plans shall be available on the project site at all times.

IDENTIFICATION STAMP
DIV. OF THE STATE ARCHITECT
APP: 02-122924 INC.
REVIEWED FOR
SS FLS ACS
DATE: 10/21/2024

DEPARTMENT OF GENERAL SERVICES - FACILITIES MANAGEMENT DIVISIONS
OFFICE BUILDING 8 & 9 (039 & 045) FIRE LIFE SAFETY UPGRADE
707 3rd Street, West Sacramento, CA 95605
CONSTRUCTION DOCUMENTS

SEAL
BENJAMIN SCHLEINKER
No. E 021982
Exp. 9/30/25
ELECTRICAL
STATE OF CALIFORNIA
12-7-2020

SCALE AS INDICATED

REVISIONS

NO.	DESCRIPTION	DATE
01	BACKCHECK 01	4/15/2024

DRAWN BY _____ DRW
APPROVED BY _____ APR
CHECKED BY _____ CHK
DATE _____ 08 December, 2023

TITLE
NINTH FLOOR PLAN - NEW FIRE ALARM

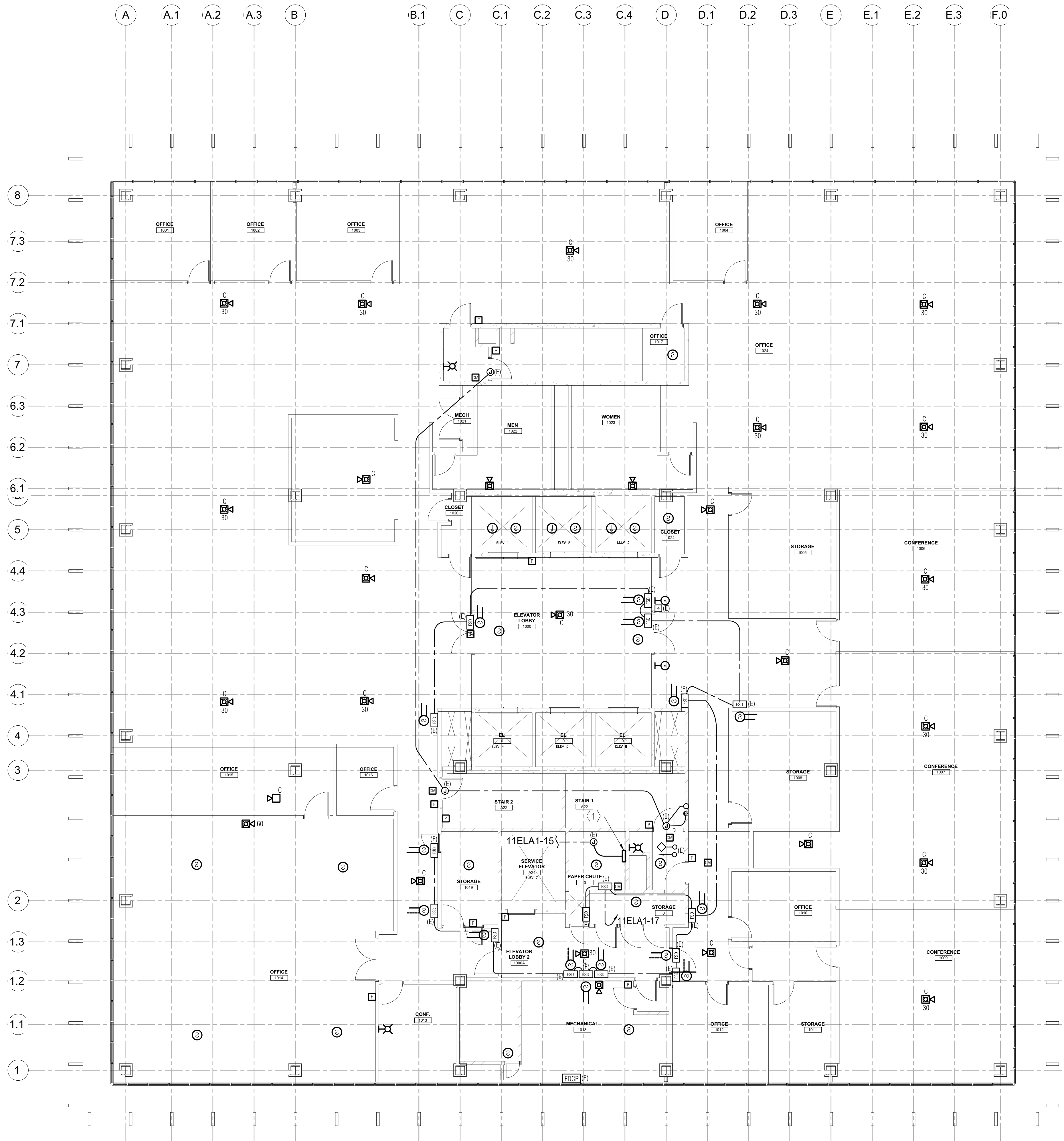
PROJECT NO. 00000000

E2.8.09

SHEET NO. ISSUE DATE: OCTOBER 25, 2024 V2

F
E
D
C
B
A

1 2 3 4 5 6

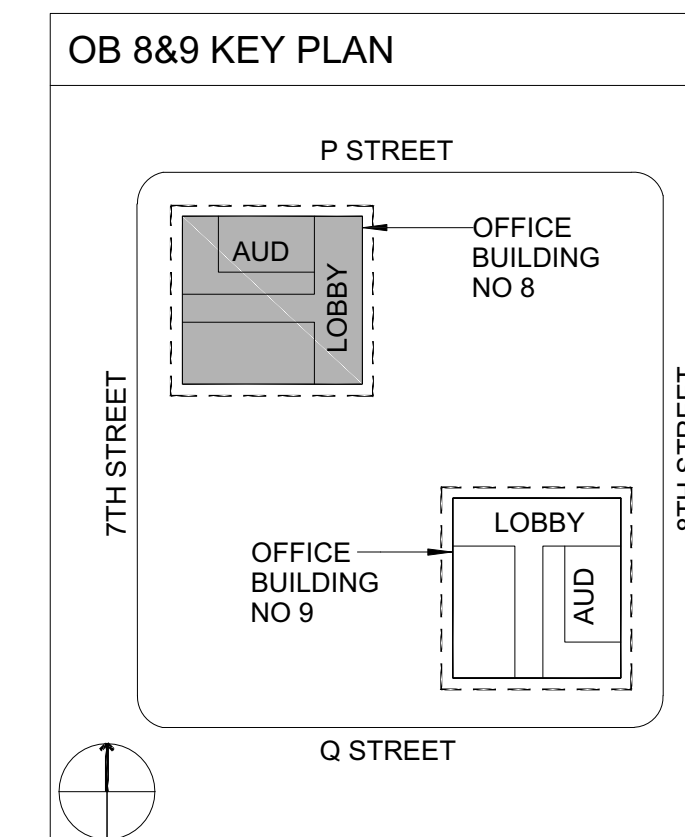


NUMBERED NOTES

- ① NEW FIRE ALARM TERMINAL CABINET, 120V. INTERCEPT AND EXTEND EXISTING BRANCH CIRCUIT AS INDICATED.

① **OFFICE BUILDING #8 - TENTH FLOOR PLAN - NEW FIRE ALARM (FOR REFERENCE ONLY)**

SCALE: 1/8" = 1'-0"



ECOM ENGINEERING
 1455 RESPONSE ROAD, SUITE 140
 SACRAMENTO, CA: 95815
 916.641.5600
 916.641.1640 FAX
 WWW.ECOMENG.COM

JOB NO: **17-L155.11** P.W. AM
 DESIGNER: **AM**
 DRAWN BY: **ECOM**

Dewberry Architects Inc.
 301 N Lake Ave Suite 320
 Pasadena, CA 91101-5112
 916.239.7244 Phone
 916.239.7245 Fax

AGENCY APPROVAL

**OFFICE OF THE STATE FIRE MARSHAL
 APPROVED FIRE AND PANIC ONLY**

07/01/24
 23-65551
 SINCE 1888

Approval of this plan does not authorize or approve any omission or deviation from applicable regulations. Final approval is subject to field inspection. One set of approved plans shall be available on the project site at all times.

IDENTIFICATION STAMP
 DIV. OF THE STATE ARCHITECT
 APP: 02-122924 INC.
 REVIEWED FOR
 SS FLS ACS
 DATE: 10/21/2024

DEPARTMENT OF GENERAL SERVICES - FACILITIES MANAGEMENT DIVISIONS
OFFICE BUILDING 8 & 9 (039 & 045) FIRE LIFE SAFETY UPG
 707 3rd Street, West Sacramento, CA 95605
 CONSTRUCTION DOCUMENTS

SEAL

SCALE
 AS INDICATED

REVISIONS

NO.	DESCRIPTION	DATE
01	BACKCHECK 01	4/15/2024

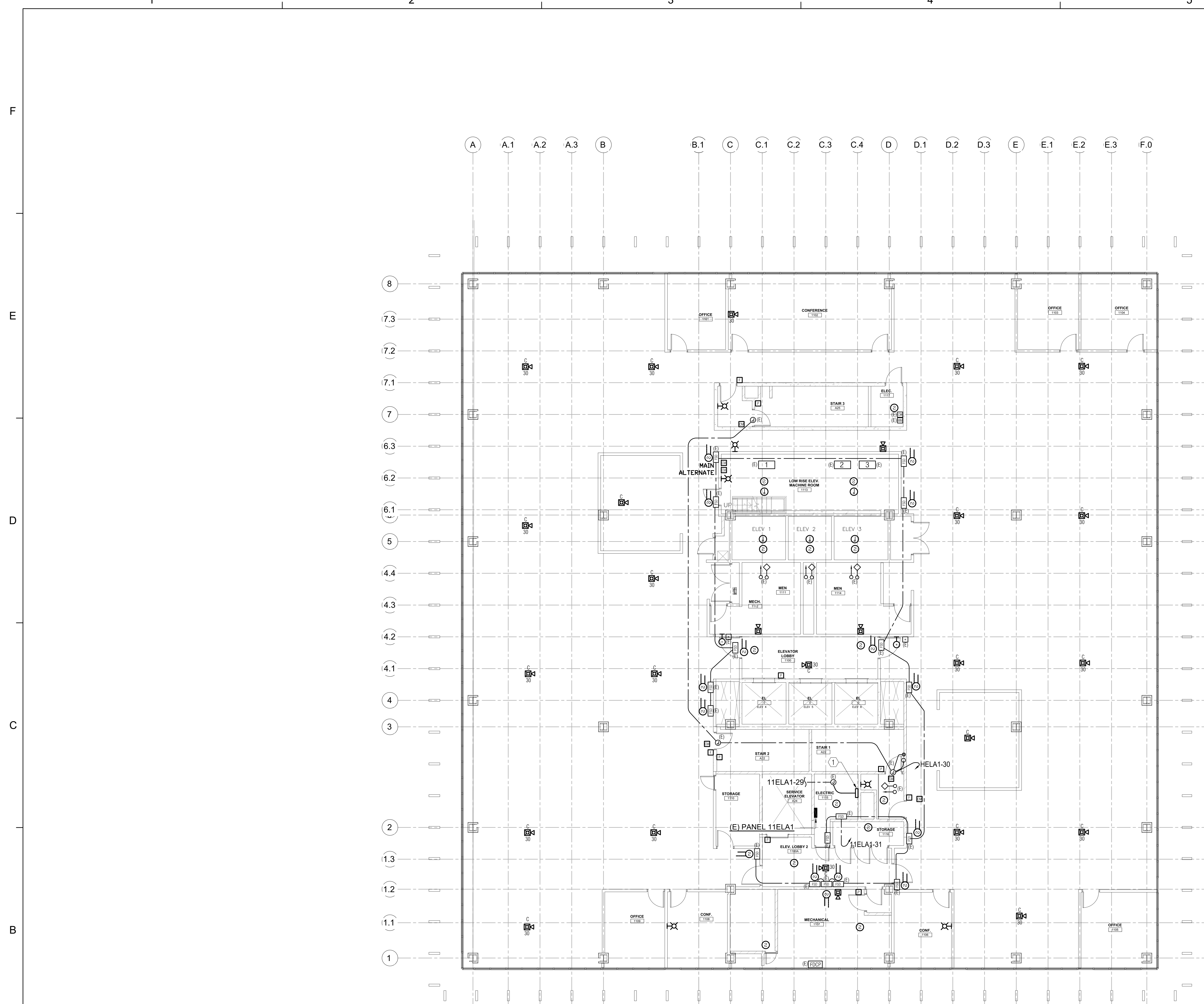
DRAWN BY _____ DRW
 APPROVED BY _____ APR
 CHECKED BY _____ CHK
 DATE: _____ 08 December, 2023

TITLE
TENTH FLOOR PLAN - NEW FIRE ALARM

PROJECT NO. 00000000

E2.8.10

SHEET NO. _____
 ISSUE DATE: OCTOBER 25, 2024
 V2



1 OFFICE BUILDING #8 - ELEVENTH FLOOR PLAN - NEW FIRE ALARM (FOR REFERENCE ONLY)

SCALE: 1/8" = 1'-0"

NUMBERED NOTES

① NEW FIRE ALARM TERMINAL CABINET, 120V. INTERCEPT AND EXTEND EXISTING BRANCH CIRCUIT AS INDICATED.

Dewberry Architects Inc.
301 N Lake Ave, Suite 320
Pasadena, CA 91101-5112
916.239.7244 Phone
916.239.7245 Fax

AGENCY APPROVAL

OFFICE OF THE STATE FIRE MARSHAL
APPROVED FIRE AND PANIC ONLY

Approval of this plan does not authorize or approve any omission or deviation from applicable regulations. Final approval is subject to field inspection. One set of approved plans shall be available on the project site at all times.

IDENTIFICATION STAMP
DIV. OF THE STATE ARCHITECT

APP: 02-122924 INC.
REVIEWED FOR
SS FLS ACS

DATE: 10/21/2024

DEPARTMENT OF GENERAL SERVICES - FACILITIES MANAGEMENT DIVISIONS
 OFFICE BUILDING 8 & 9 (039 & 045) FIRE LIFE SAFETY UPGRADE
 707 3rd Street, 3rd Floor, West Sacramento, CA 95605
 CONSTRUCTION DOCUMENTS

SEAL

SCALE AS INDICATED

REVISIONS

NO.	DESCRIPTION	DATE
01	BACKCHECK 01	4/15/2024

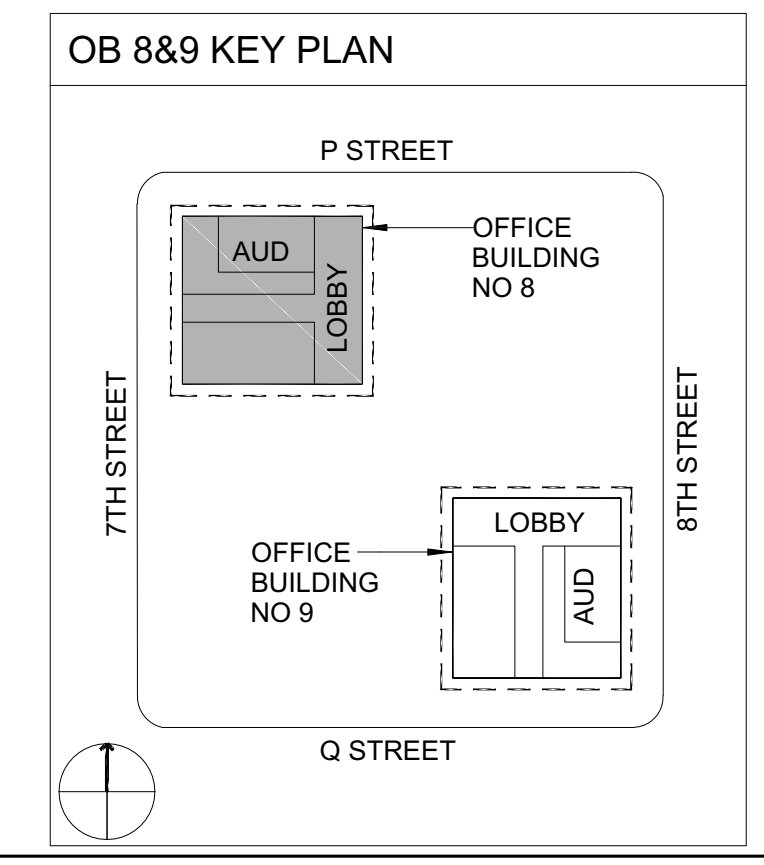
DRAWN BY _____ DRW
 APPROVED BY _____ APR
 CHECKED BY _____ CHK
 DATE _____ 08 December, 2023

ELEVENTH FLOOR PLAN - NEW FIRE ALARM

PROJECT NO. 00000000

E2.8.11

SHEET NO. _____



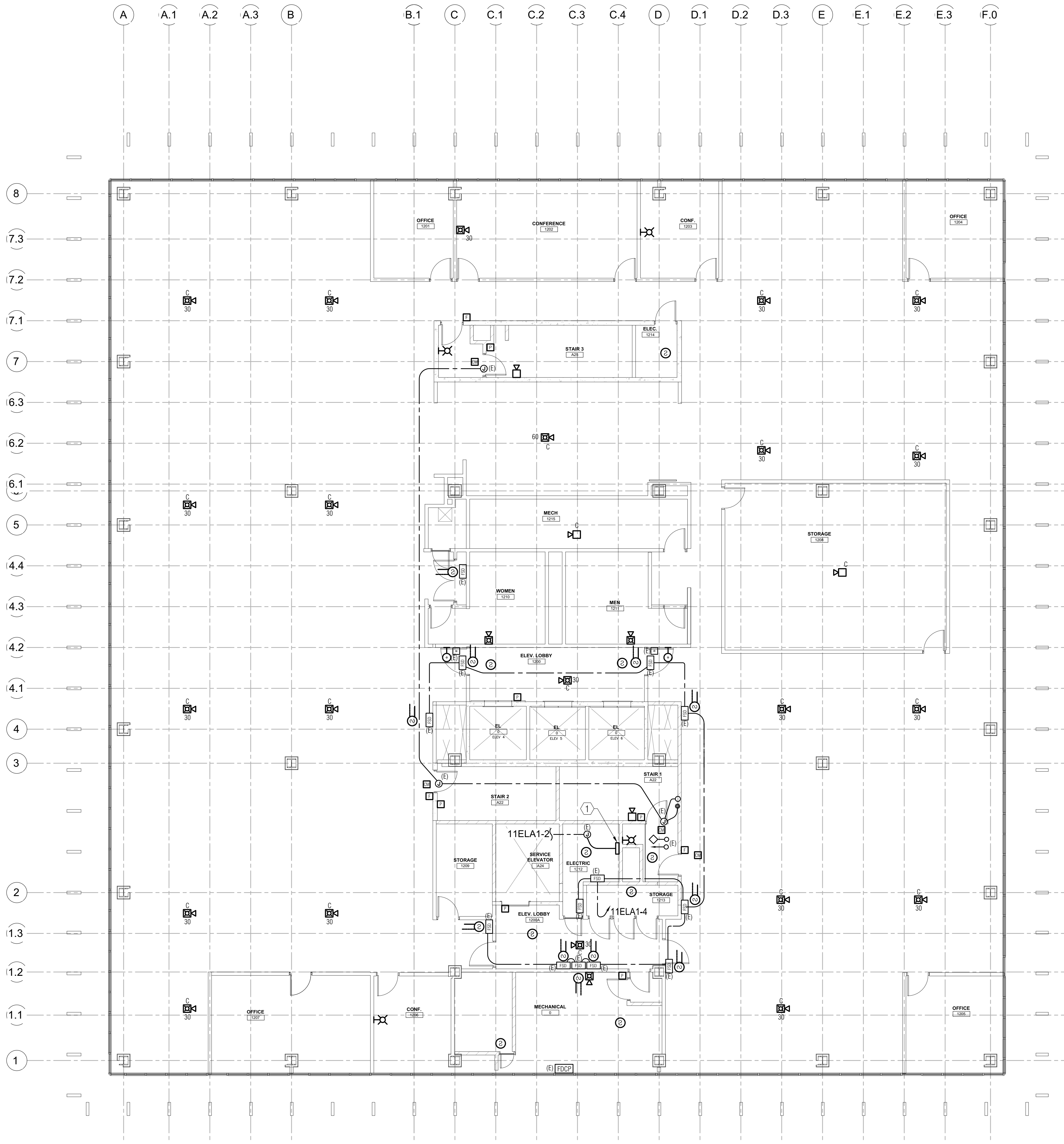
ECOM
ENGINEERING

1455 RESPONSE ROAD, SUITE 140
SACRAMENTO, CA: 95815
916.641.5600
916.641.1640 FAX
WWW.ECOMENG.COM

JOB NO. 17-L155.11 PM, AM
 DESIGNER: AM
 DRAWN BY: ECOM

F
E
D
C
B
A

1 2 3 4 5 6



NUMBERED NOTES

- ① NEW FIRE ALARM TERMINAL CABINET, 120V. INTERCEPT AND EXTEND EXISTING BRANCH CIRCUIT AS INDICATED.

① **OFFICE BUILDING #8 - TWELFTH FLOOR PLAN - NEW FIRE ALARM (FOR REFERENCE ONLY)**
SCALE: 1/8" = 1'-0"

Dewberry Architects Inc.
301 N Lake Ave Suite 320
Pasadena, CA 91101-5112
916.239.7244 Phone
916.239.7245 Fax

AGENCY APPROVAL

OFFICE OF THE STATE FIRE MARSHAL
APPROVED FIRE AND PANIC ONLY

Approval of this plan does not authorize or approve any omission or deviation from applicable regulations. Final approval is subject to field inspection. One set of approved plans shall be available on the project site at all times.

IDENTIFICATION STAMP
DIV. OF THE STATE ARCHITECT

APP: 02-122924 INC.
REVIEWED FOR

SS FLS ACS

DATE: 10/21/2024

DEPARTMENT OF GENERAL SERVICES - FACILITIES MANAGEMENT DIVISIONS

OFFICE BUILDING 8 & 9 (039 & 045) FIRE LIFE SAFETY UPGRADE

707 3rd Street, 3rd Floor, West Sacramento, CA 95605

CONSTRUCTION DOCUMENTS

SEAL

SCALE AS INDICATED

REVISIONS

NO.	DESCRIPTION	DATE
01	BACKCHECK 01	4/15/2024

DRAWN BY _____ DRW
APPROVED BY _____ APR
CHECKED BY _____ CHK
DATE 08 December, 2023

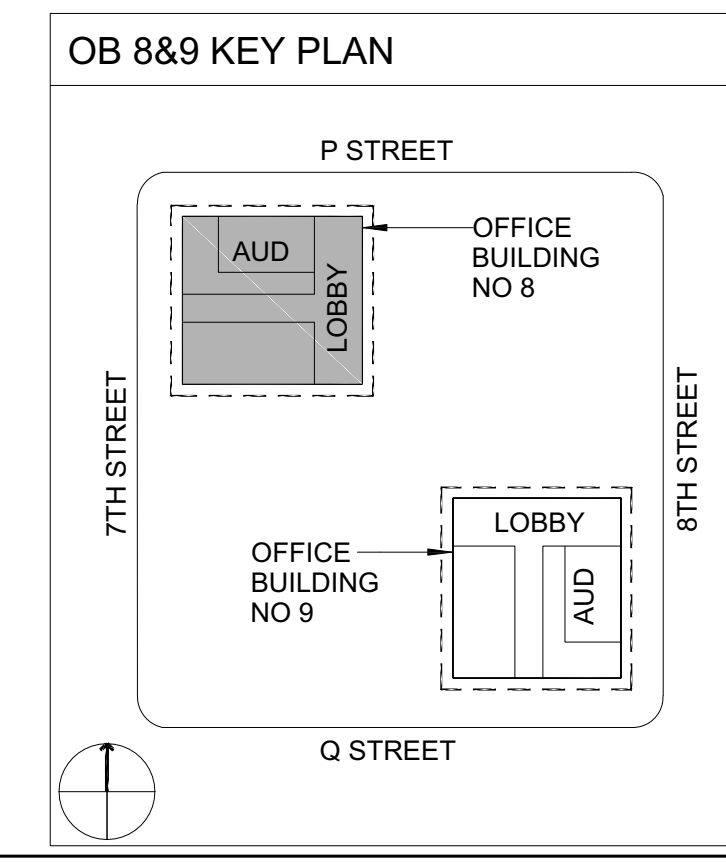
TITLE

TWELFTH FLOOR PLAN - NEW FIRE ALARM

PROJECT NO. 00000000

E2.8.12

SHEET NO.



ECOM ENGINEERING

1455 RESPONSE ROAD, SUITE 140
SACRAMENTO, CA: 95815
916.641.5600
916.641.1640 FAX
WWW.ECOMENG.COM

JOB NO: 17-L155.11 PM, AM
DESIGNER: AM
DRAWN BY: ECOM

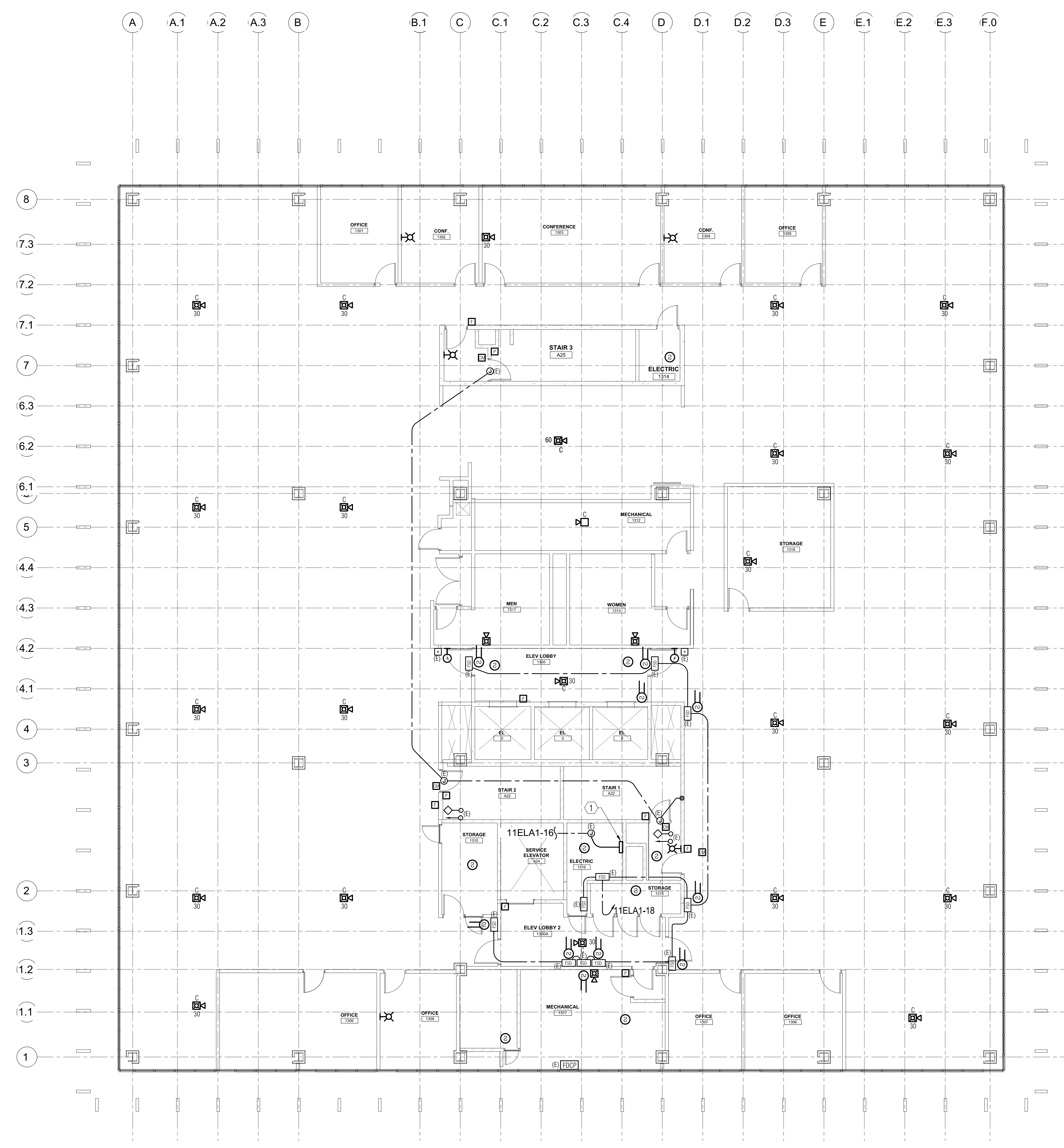
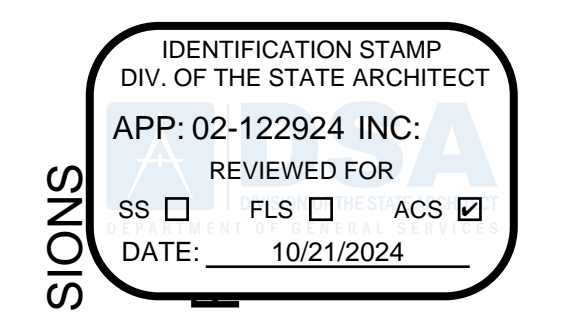
ISSUE DATE: OCTOBER 25, 2024

Dewberry Architects Inc.
 301 N Lake Ave Suite 320
 Pasadena, CA 91101-5112
 916.239.7244 Phone
 916.239.7245 Fax

NUMBERED NOTES

- ① NEW FIRE ALARM TERMINAL CABINET, 120V. INTERCEPT AND EXTEND EXISTING BRANCH CIRCUIT AS INDICATED.

AGENCY APPROVAL




① **OFFICE BUILDING #8 - THIRTEENTH FLOOR PLAN - NEW FIRE ALARM (FOR REFERENCE ONLY)** SCALE: 1/8" = 1'-0"

DEPARTMENT OF GENERAL SERVICES - FACILITIES MANAGEMENT DIVISIONS

OFFICE BUILDING 8 & 9 (039 & 045) FIRE LIFE SAFETY UPGRADE

707 3rd Street, 3rd Floor, West Sacramento, CA 95605
 CONSTRUCTION DOCUMENTS

SEAL



SCALE

AS INDICATED

REVISIONS

NO.	DESCRIPTION	DATE
01	BACKCHECK 01	4/15/2024

DRAWN BY _____ DRW
 APPROVED BY _____ APR
 CHECKED BY _____ CHK
 DATE _____ 08 December, 2023

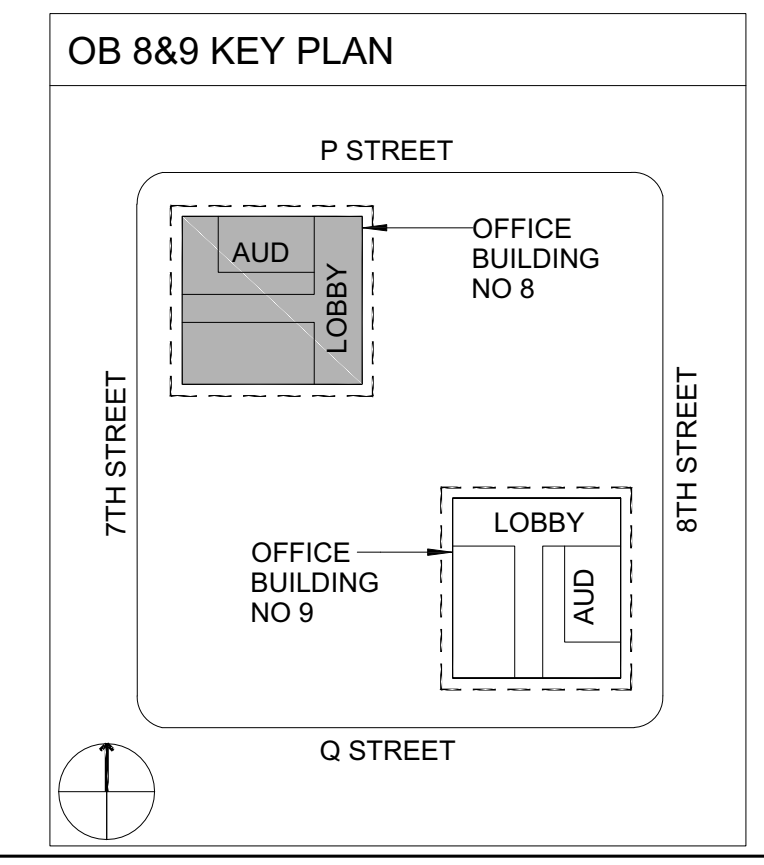
TITLE

THIRTEENTH FLOOR PLAN - NEW FIRE ALARM

PROJECT NO. 00000000

E2.8.13

SHEET NO. _____
 ISSUE DATE: OCTOBER 25, 2024




ECOM ENGINEERING
 1455 RESPONSE ROAD, SUITE 140
 SACRAMENTO, CA: 95815
 916.641.5600
 916.641.1640 FAX
 WWW.ECOMENG.COM

JOB NO. 17-L155.11 PW, AM
 DESIGNER: AM
 DRAWN BY: ECOM


NUMBERED NOTES

- ① NEW FIRE ALARM TERMINAL CABINET, 120V. INTERCEPT AND EXTEND EXISTING BRANCH CIRCUIT AS INDICATED.

Dewberry Architects Inc.
301 N Lake Ave Suite 320
Pasadena, CA 91101-5112
916.239.7244 Phone
916.239.7245 Fax



DEPARTMENT OF GENERAL SERVICES - FACILITIES MANAGEMENT DIVISIONS
OFFICE BUILDING 8 & 9 (039 & 045) FIRE LIFE SAFETY UPGRADE
 707 3rd Street, 3rd Floor, West Sacramento, CA 95605
 CONSTRUCTION DOCUMENTS



SCALE AS INDICATED

REVISIONS

NO.	DESCRIPTION	DATE
01	BACKCHECK 01	4/15/2024

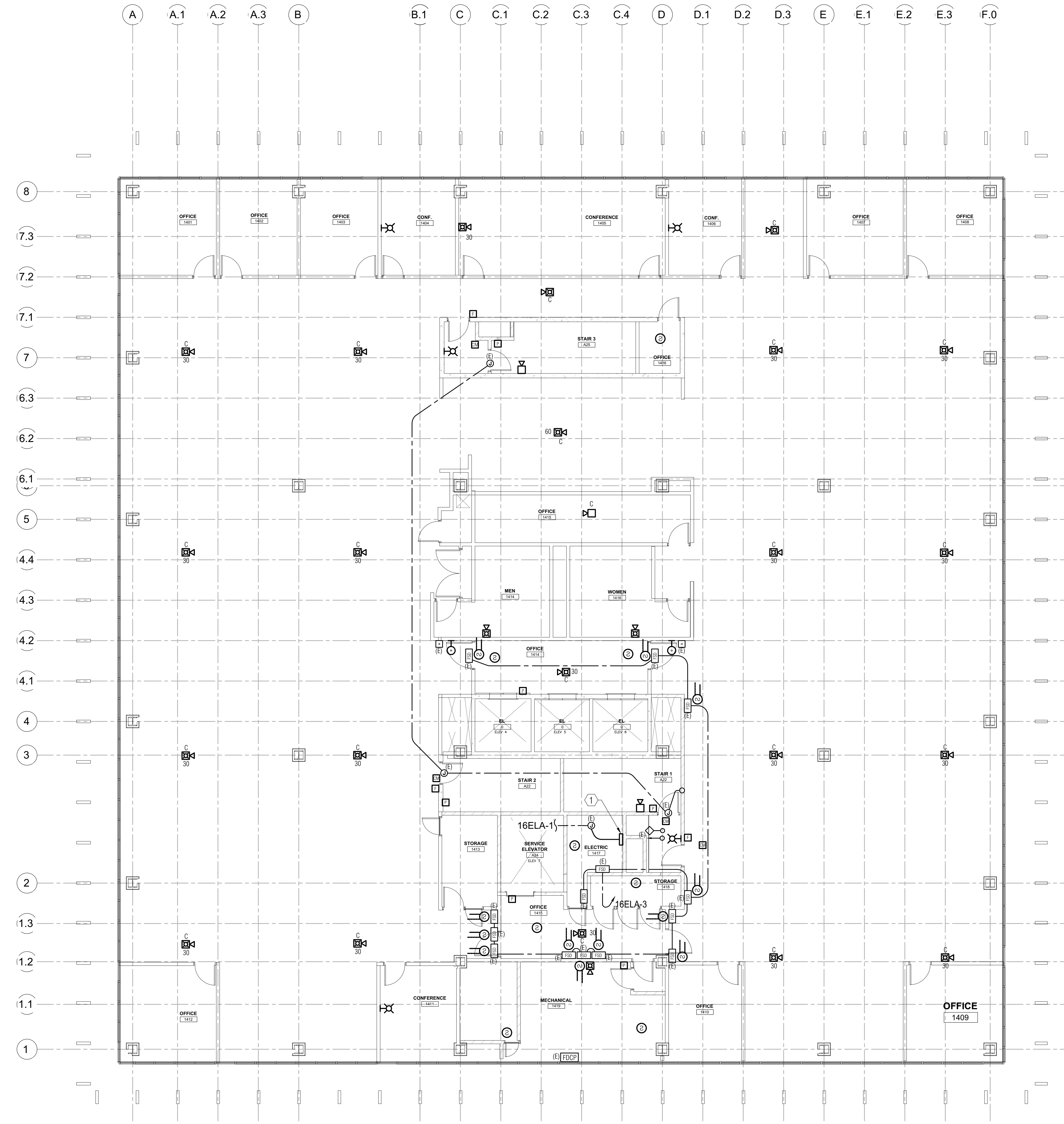
DRAWN BY _____ DRW
 APPROVED BY _____ APR
 CHECKED BY _____ CHK
 DATE _____ 08 December, 2023

TITLE
FOURTEENTH FLOOR PLAN - NEW FIRE ALARM

PROJECT NO. 00000000

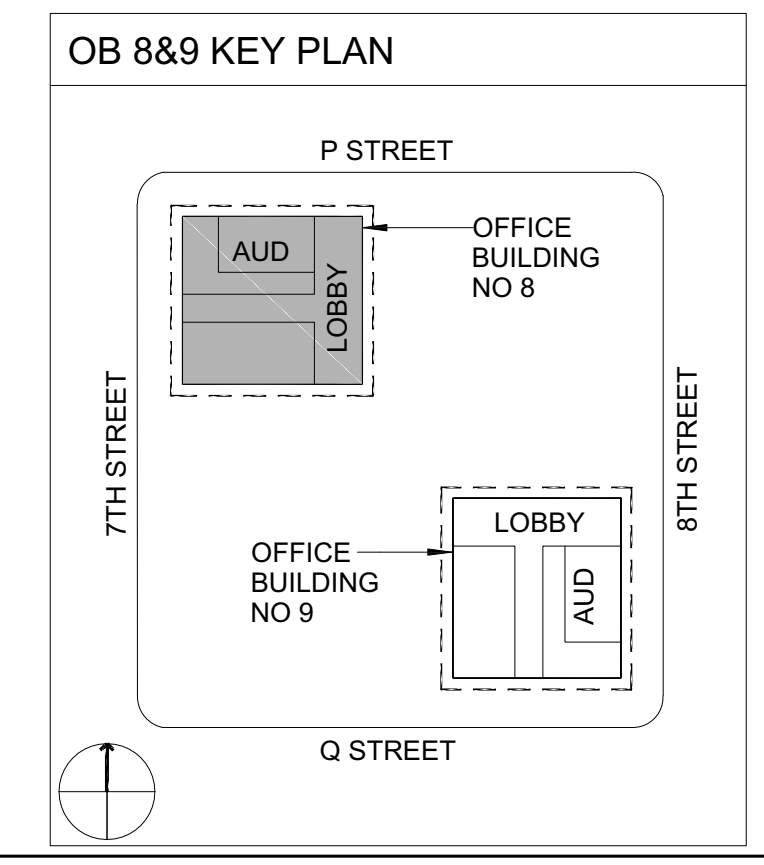
E2.8.14

SHEET NO. _____



① **OFFICE BUILDING #8 - FOURTEENTH FLOOR PLAN - NEW FIRE ALARM (FOR REFERENCE ONLY)**

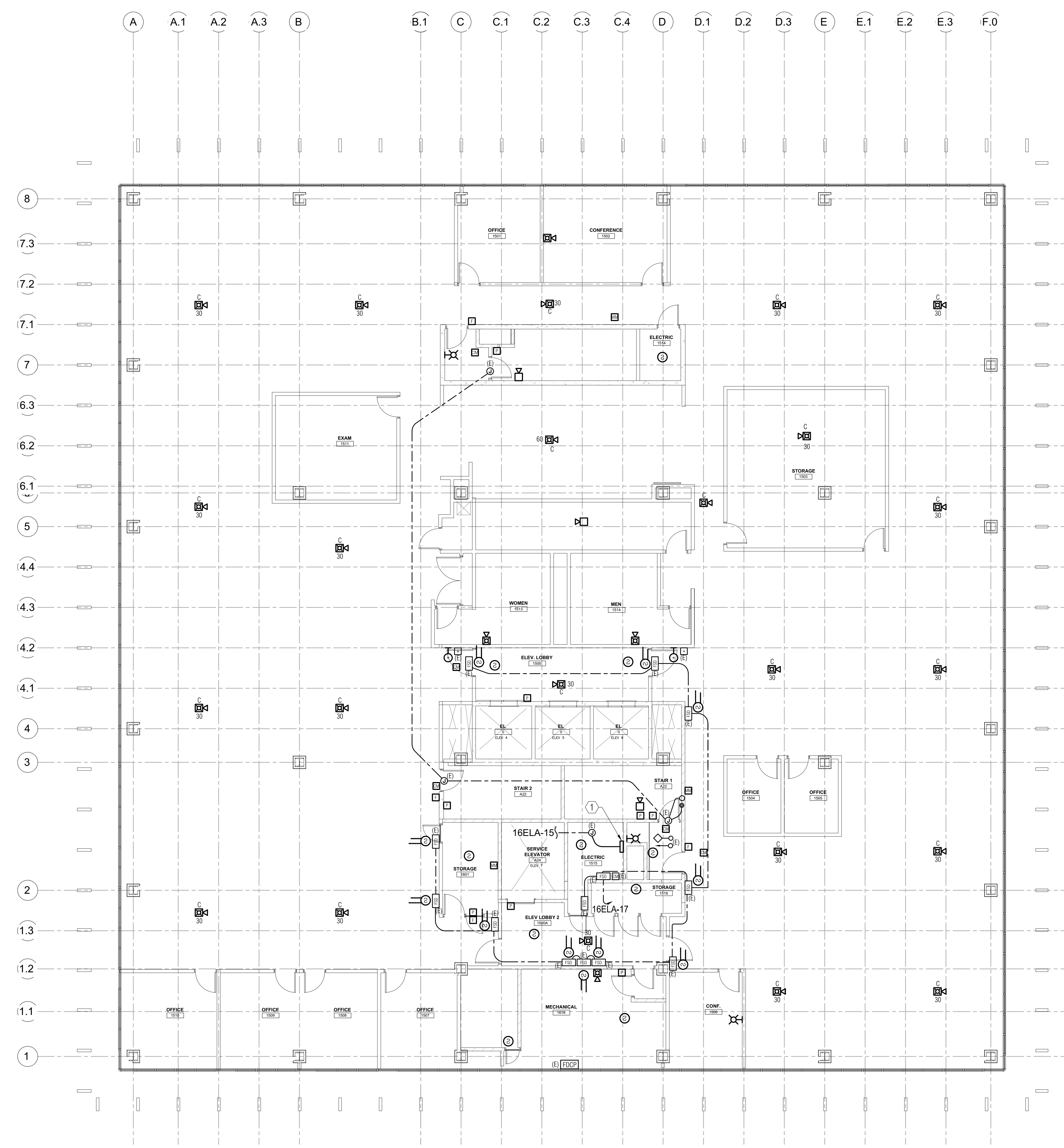
SCALE: 1/8" = 1'-0"



ECOM ENGINEERING
 1455 RESPONSE ROAD, SUITE 140
 SACRAMENTO, CA: 95815
 916.641.5600
 916.641.1640 FAX
 WWW.ECOMENG.COM
 JOB NO: 17-1155.11 PM, AM
 DESIGNER: AM
 DRAWN BY: ECOM

F
E
D
C
B
A

1 2 3 4 5 6



1 OFFICE BUILDING #8 - FIFTEENTH FLOOR PLAN - NEW FIRE ALARM (FOR REFERENCE ONLY)

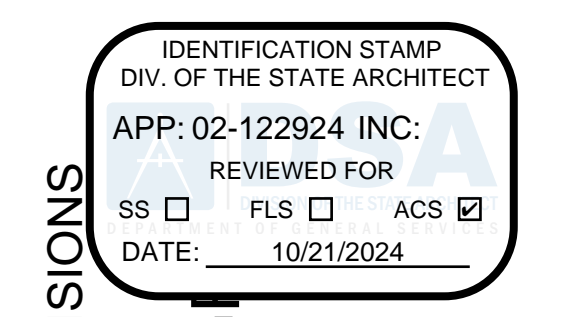
SCALE: 1/8" = 1'-0"

NUMBERED NOTES

① NEW FIRE ALARM TERMINAL CABINET, 120V. INTERCEPT AND EXTEND EXISTING BRANCH CIRCUIT AS INDICATED.

Dewberry Architects Inc.
301 N Lake Ave, Suite 320
Pasadena, CA 91101-5112
916.239.7244 Phone
916.239.7245 Fax

AGENCY APPROVAL




DEPARTMENT OF GENERAL SERVICES - FACILITIES MANAGEMENT DIVISIONS

OFFICE BUILDING 8 & 9 (039 & 045) FIRE LIFE SAFETY UPGRADE

707 3rd Street, 3rd Floor, West Sacramento, CA 95605
CONSTRUCTION DOCUMENTS

SEAL



SCALE

AS INDICATED

REVISIONS

NO.	DESCRIPTION	DATE
01	BACKCHECK 01	4/15/2024

DRAWN BY _____ DRW
APPROVED BY _____ APR
CHECKED BY _____ CHK
DATE _____ 08 December, 2023

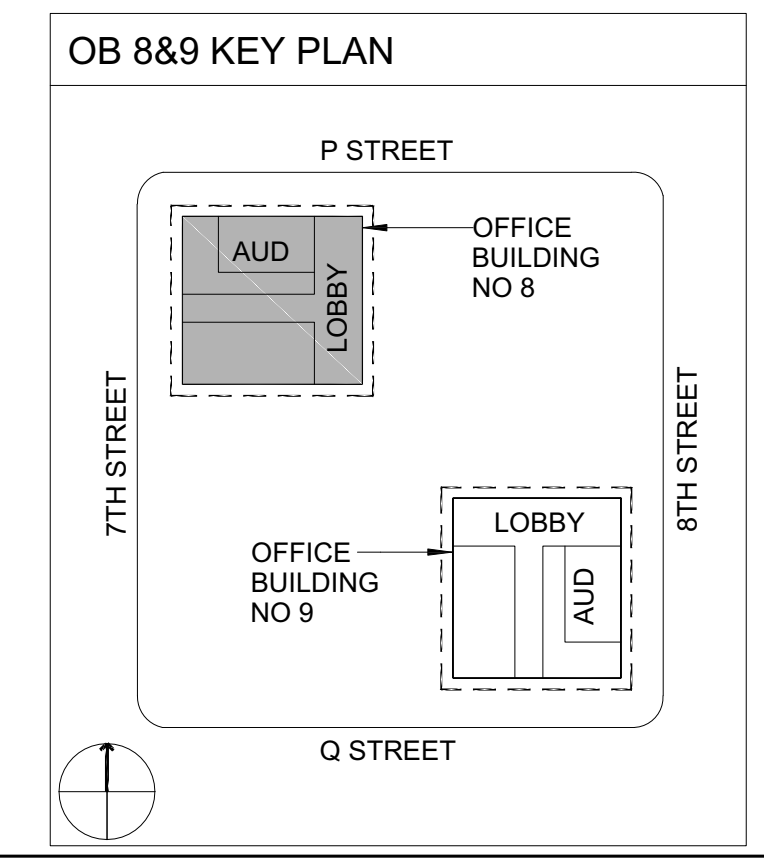
TITLE

FIFTEENTH FLOOR PLAN - NEW FIRE ALARM

PROJECT NO. 00000000

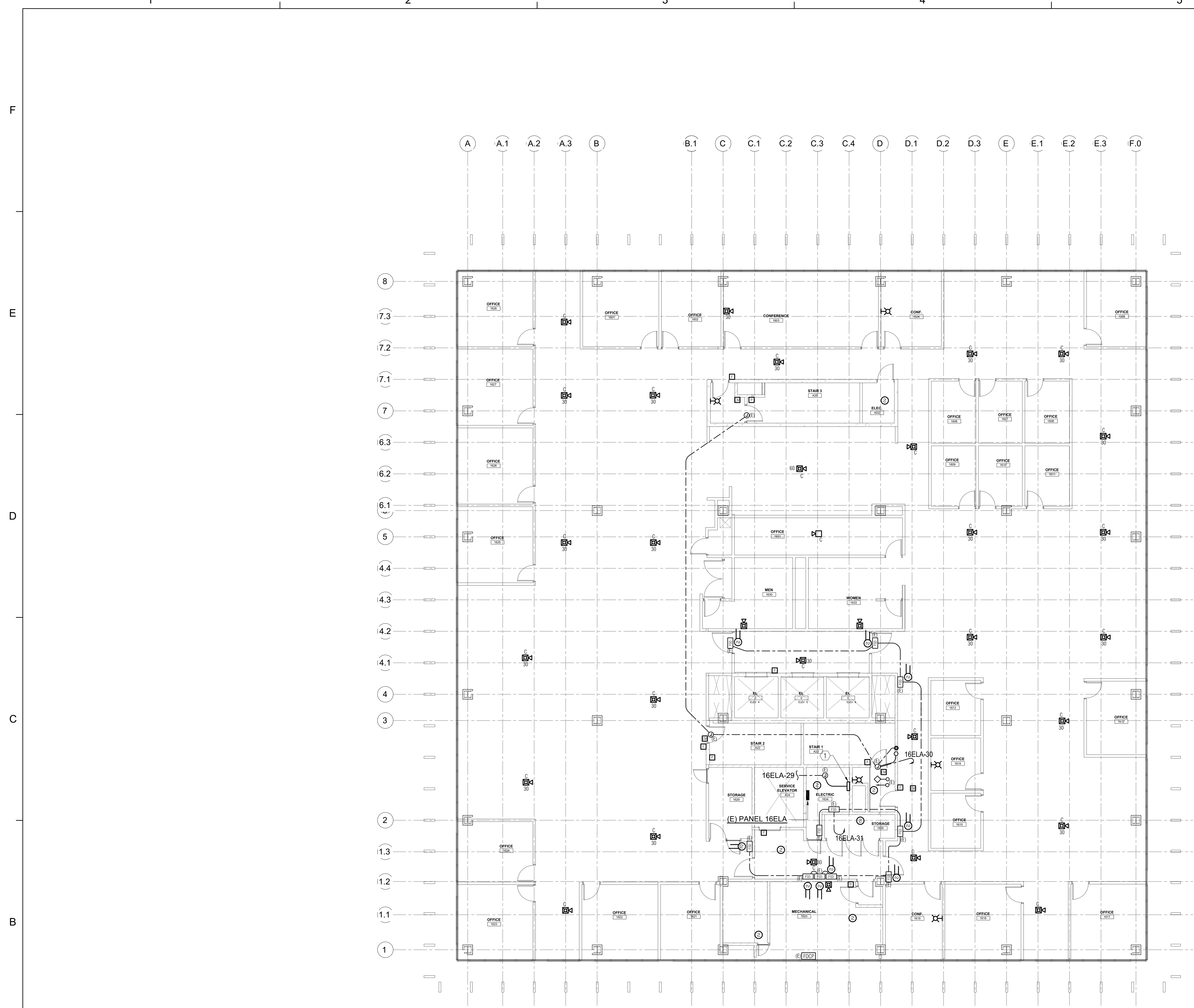
E2.8.15

SHEET NO. _____
ISSUE DATE: OCTOBER 25, 2024



ECOM ENGINEERING
1455 RESPONSE ROAD, SUITE 140
SACRAMENTO, CA: 95815
916.641.5600
916.641.1640 FAX
WWW.ECOMENG.COM

JOB NO. 17-L155.11 PM, AM
DESIGNERS: AM
DRAWN BY: ECOM

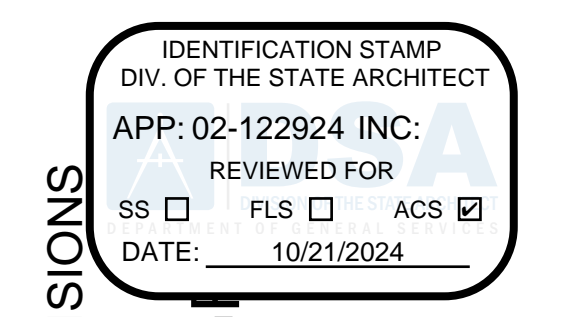


1 OFFICE BUILDING #8 - SIXTEENTH FLOOR PLAN - NEW FIRE ALARM (FOR REFERENCE ONLY)
 SCALE: 1/8" = 1'-0"


NUMBERED NOTES

① NEW FIRE ALARM TERMINAL CABINET, 120V. INTERCEPT AND EXTEND EXISTING BRANCH CIRCUIT AS INDICATED.

Dewberry Architects Inc.
 301 N Lake Ave, Suite 320
 Pasadena, CA 91101-5112
 916.239.7244 Phone
 916.239.7245 Fax



DEPARTMENT OF GENERAL SERVICES - FACILITIES MANAGEMENT DIVISIONS
OFFICE BUILDING 8 & 9 (039 & 045) FIRE LIFE SAFETY UPGRADE
 707 3rd Street, 3rd Floor, West Sacramento, CA 95605
 CONSTRUCTION DOCUMENTS



SCALE: AS INDICATED

REVISIONS		
NO.	DESCRIPTION	DATE
01	BACKCHECK 01	4/15/2024

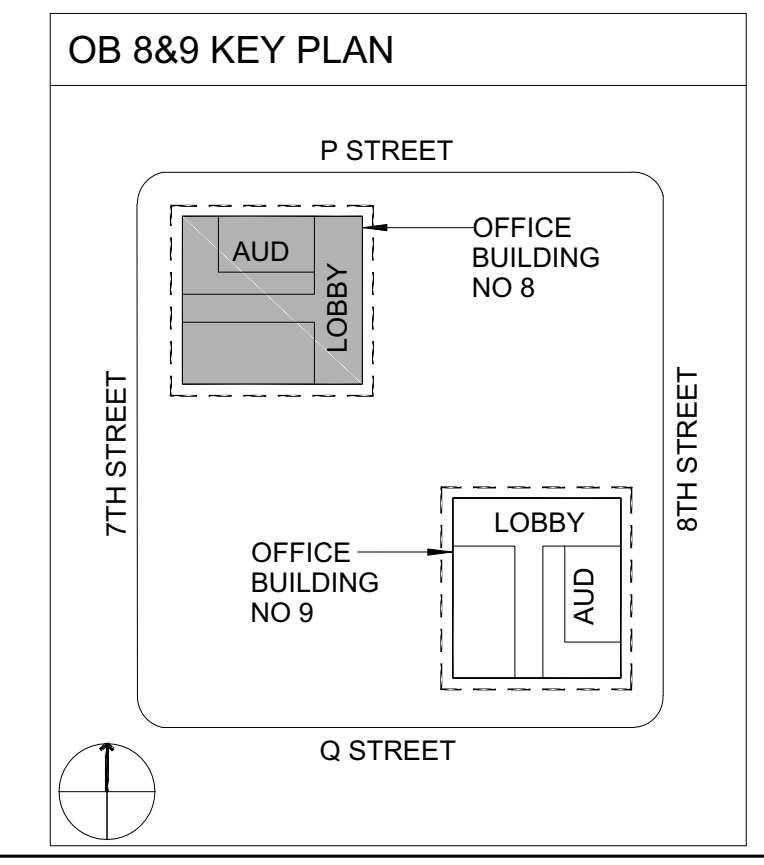
DRAWN BY _____ DRW
 APPROVED BY _____ APR
 CHECKED BY _____ CHK
 DATE _____ 08 December, 2023

SIXTEENTH FLOOR PLAN - NEW FIRE ALARM


PROJECT NO. 00000000

E2.8.16

SHEET NO. _____
 ISSUE DATE: OCTOBER 25, 2024



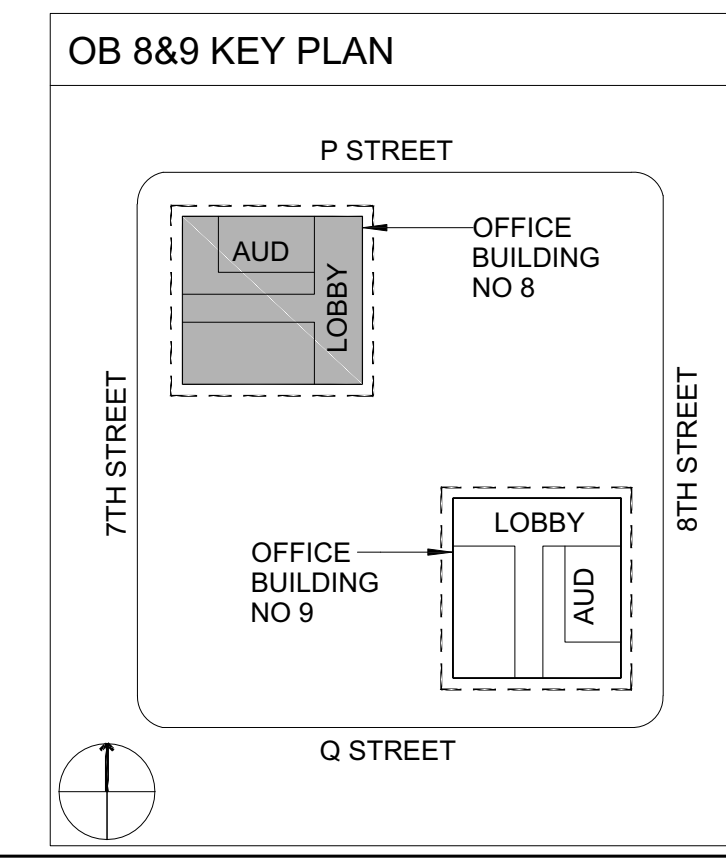
ECOM ENGINEERING
 1455 RESPONSE ROAD, SUITE 140
 SACRAMENTO, CA: 95815
 916.641.5600
 916.641.1640 FAX
 WWW.ECOMENG.COM
 JOB NO: 17-L155.11 PM, AM
 DESIGNER: AM
 DRAWN BY: ECOM



NUMBERED NOTES

- ① NEW FIRE ALARM TERMINAL CABINET, 120V. INTERCEPT AND EXTEND EXISTING BRANCH CIRCUIT AS INDICATED.

① **OFFICE BUILDING #8 - SEVENTEENTH FLOOR PLAN - NEW FIRE ALARM (FOR REFERENCE ONLY)** 01
 SCALE: 1/8" = 1'-0"



ECOM ENGINEERING
 1455 RESPONSE ROAD, SUITE 140
 SACRAMENTO, CA: 95815
 916.641.5600
 916.641.1640 FAX
 WWW.ECOMENG.COM

JOB NO: 17-L155.11 PM, AM
 DESIGNER: AM
 DRAWN BY: ECOM

Dewberry Architects Inc.
 301 N Lake Ave Suite 320
 Pasadena, CA 91101-5112
 916.239.7244 Phone
 916.239.7245 Fax

AGENCY APPROVAL

OFFICE OF THE STATE FIRE MARSHAL
 APPROVED FIRE AND PANIC ONLY

07/01/24
 23-6535
 SINCE 1885

Approval of this plan does not authorize or approve any omission or deviation from applicable regulations. Final approval is subject to field inspection. One set of approved plans shall be available on the project site at all times.

IDENTIFICATION STAMP
 DIV. OF THE STATE ARCHITECT
 APP: 02-122924 INC.
 REVIEWED FOR
 SS FLS ACS
 DATE: 10/21/2024

DEPARTMENT OF GENERAL SERVICES - FACILITIES MANAGEMENT DIVISIONS
OFFICE BUILDING 8 & 9 (039 & 045) FIRE LIFE SAFETY UPGRADE
 707 3rd Street, West Sacramento, CA 95605
 CONSTRUCTION DOCUMENTS

SEAL

SCALE AS INDICATED

REVISIONS

NO.	DESCRIPTION	DATE
01	BACKCHECK 01	4/15/2024

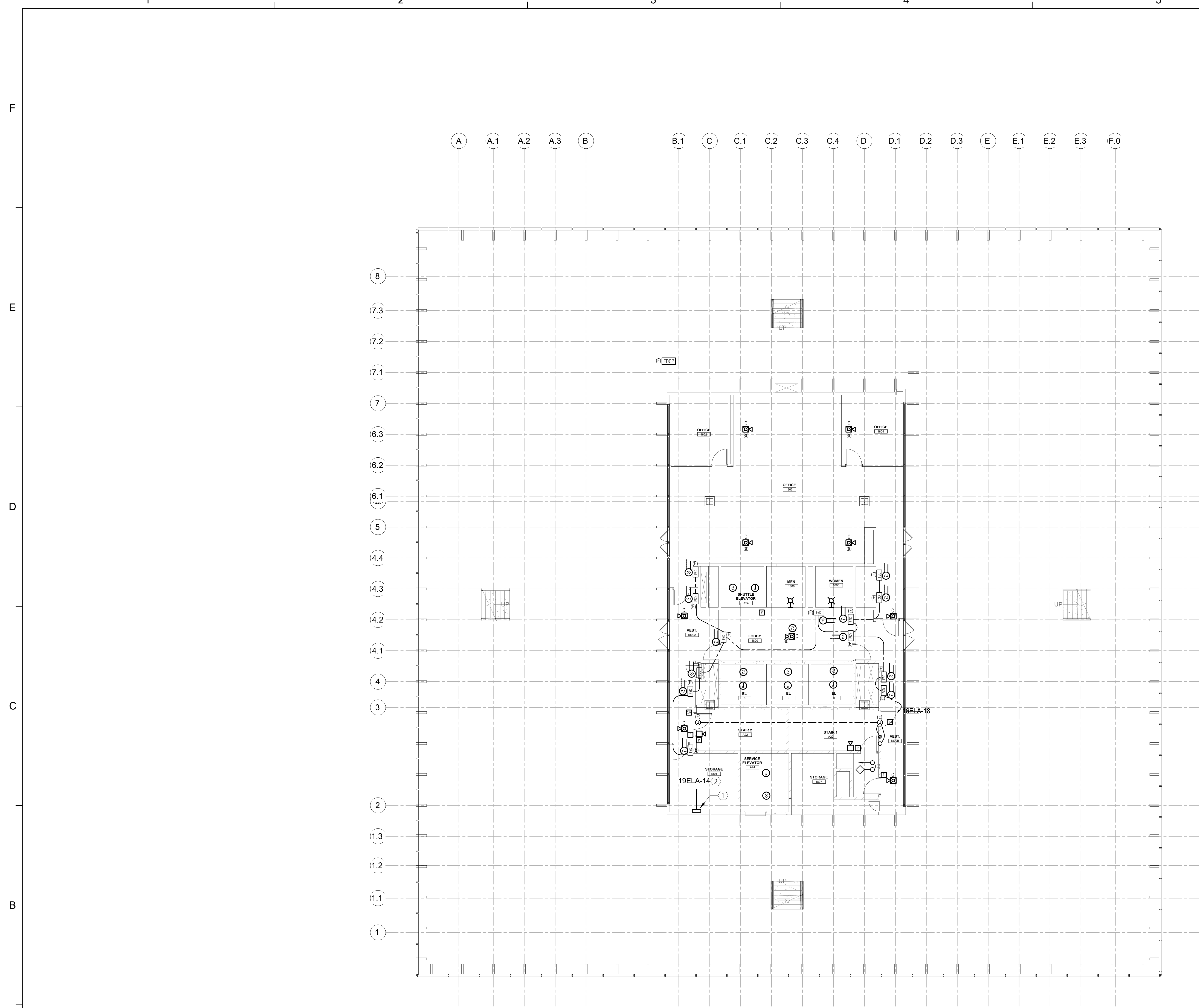
DRAWN BY _____ DRW
 APPROVED BY _____ APR
 CHECKED BY _____ CHK
 DATE _____ 08 December, 2023

TITLE
SEVENTEENTH FLOOR PLAN - NEW FIRE ALARM

PROJECT NO. 00000000

E2.8.17

SHEET NO. _____
 ISSUE DATE: OCTOBER 25, 2024



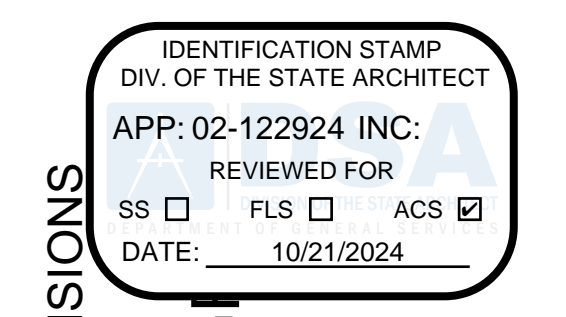
1 OFFICE BUILDING #8 - EIGHTEENTH FLOOR PLAN - NEW FIRE ALARM (FOR REFERENCE ONLY) 01

SCALE: 1/8" = 1'-0"


NUMBERED NOTES

- ① NEW FIRE ALARM TERMINAL CABINET, 120V.
- ② PROVIDE NEW 20A/1P CIRCUIT BREAKER IN EXISTING SPACE. MATCH EXISTING TYPE AND AIC RATINGS.

Dewberry Architects Inc.
301 N Lake Ave Suite 320
Pasadena, CA 91101-5112
916.239.7244 Phone
916.239.7245 Fax



DEPARTMENT OF GENERAL SERVICES - FACILITIES MANAGEMENT DIVISIONS
 OFFICE BUILDING 8 & 9 (039 & 045) FIRE LIFE SAFETY UPGRADE
 707 3rd Street, 3rd Floor, West Sacramento, CA 95605
 CONSTRUCTION DOCUMENTS



SCALE
AS INDICATED

REVISIONS

NO.	DESCRIPTION	DATE
01	BACKCHECK 01	4/15/2024

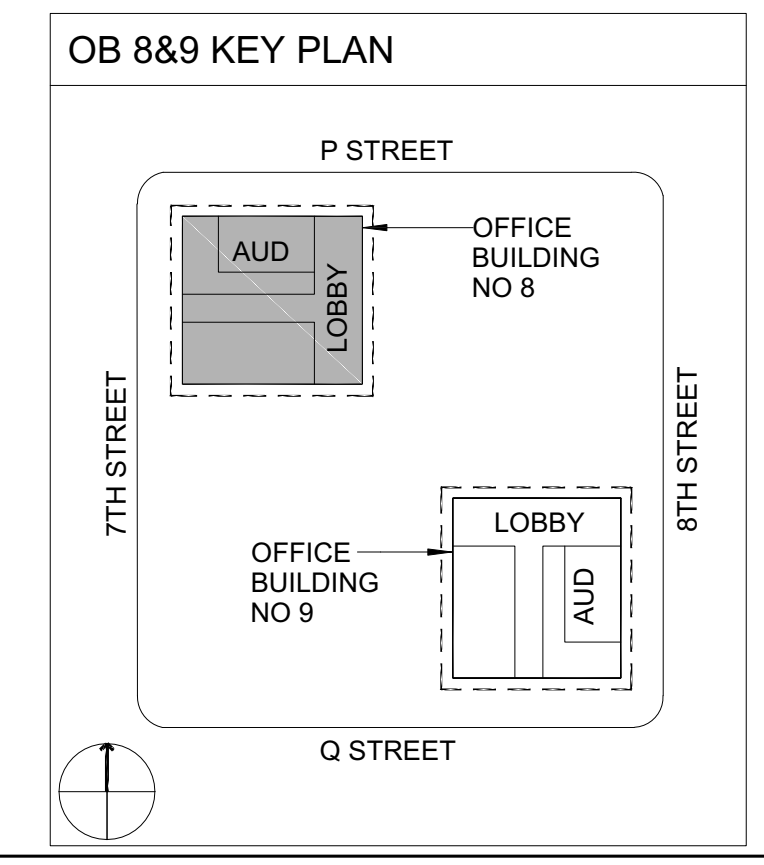
DRAWN BY _____ DRW
 APPROVED BY _____ APR
 CHECKED BY _____ CHK
 DATE _____ 08 December, 2023

TITLE
EIGHTEENTH FLOOR PLAN - NEW FIRE ALARM

PROJECT NO. 00000000

E2.8.18

SHEET NO. _____
 ISSUE DATE: OCTOBER 25, 2024

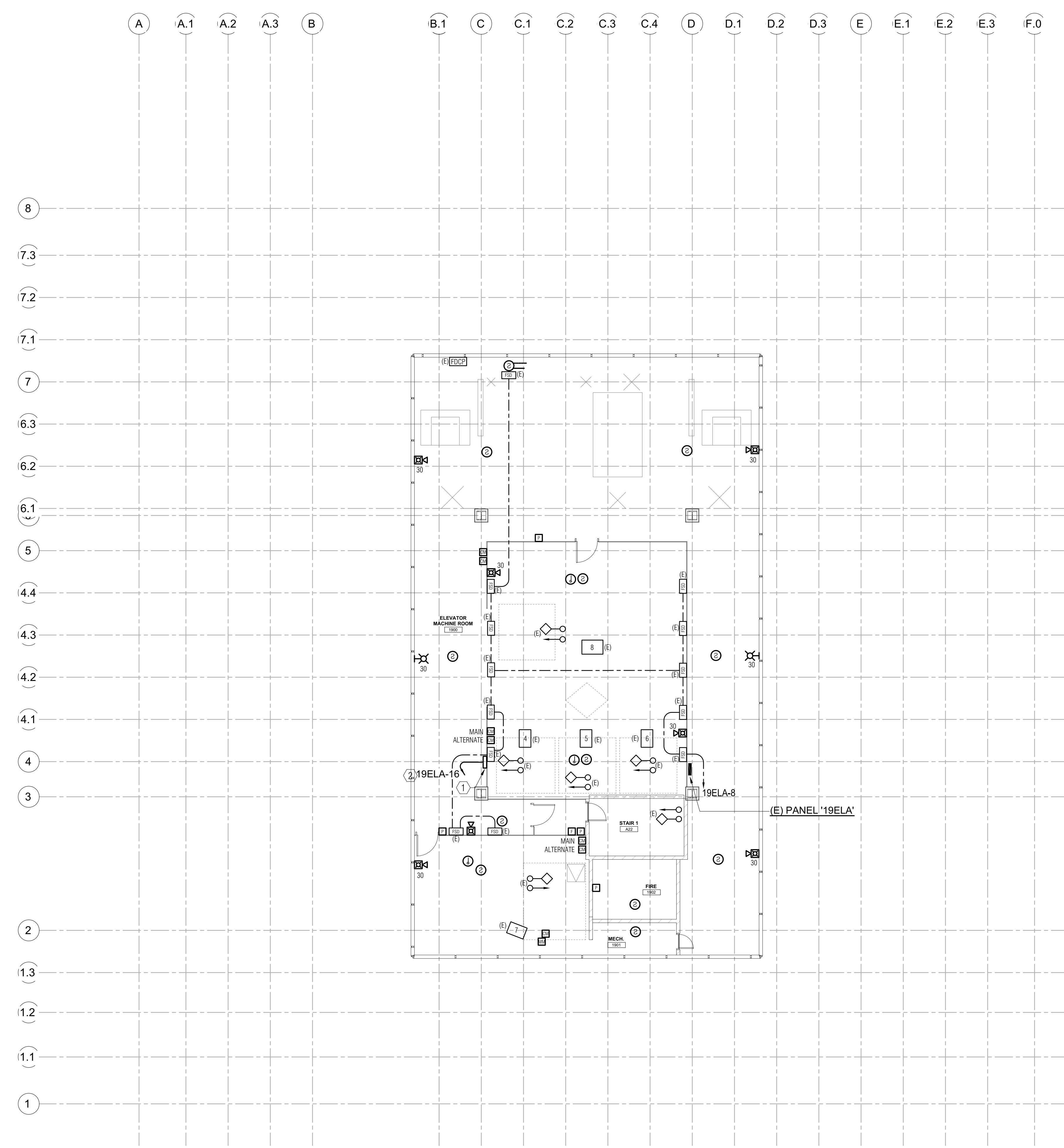


ECOM
 ENGINEERING
 1455 RESPONSE ROAD, SUITE 140
 SACRAMENTO, CA: 95815
 916.641.5600
 916.641.1640 FAX
 WWW.ECOMENG.COM

JOB NO. 17-1155.11 PM, AM
 DESIGNER: AM
 DRAWN BY: ECOM

1 2 3 4 5 6

F
E
D
C
B
A



NUMBERED NOTES

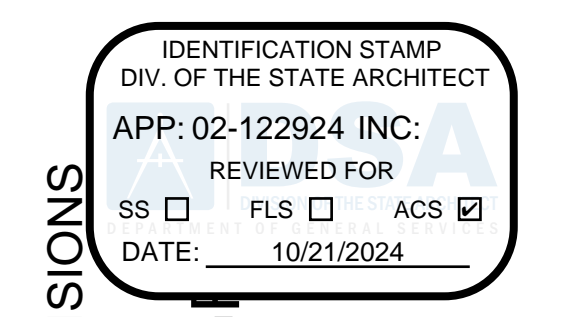
- ① NEW FIRE ALARM TERMINAL CABINET, 120V.
- ② PROVIDE NEW 20A/1P CIRCUIT BREAKER IN EXISTING SPACE. MATCH EXISTING TYPE AND AIC RATINGS.

① OFFICE BUILDING #8 - NINETEENTH FLOOR PLAN - NEW FIRE ALARM (FOR REFERENCE ONLY)

SCALE: 1/8" = 1'-0"

Dewberry Architects Inc.
 301 N Lake Ave Suite 320
 Pasadena, CA 91101-5112
 916.239.7244 Phone
 916.239.7245 Fax


AGENCY APPROVAL



DEPARTMENT OF GENERAL SERVICES - FACILITIES MANAGEMENT DIVISIONS
 OFFICE BUILDING 8 & 9 (039 & 045) FIRE LIFE SAFETY UPGRADE

707 3rd Street, 3rd Floor, West Sacramento, CA 95605
 CONSTRUCTION DOCUMENTS

SEAL



SCALE

AS INDICATED

REVISIONS

NO.	DESCRIPTION	DATE
01	BACKCHECK 01	4/15/2024

DRAWN BY _____ DRW
 APPROVED BY _____ APR
 CHECKED BY _____ CHK
 DATE _____ 08 December, 2023

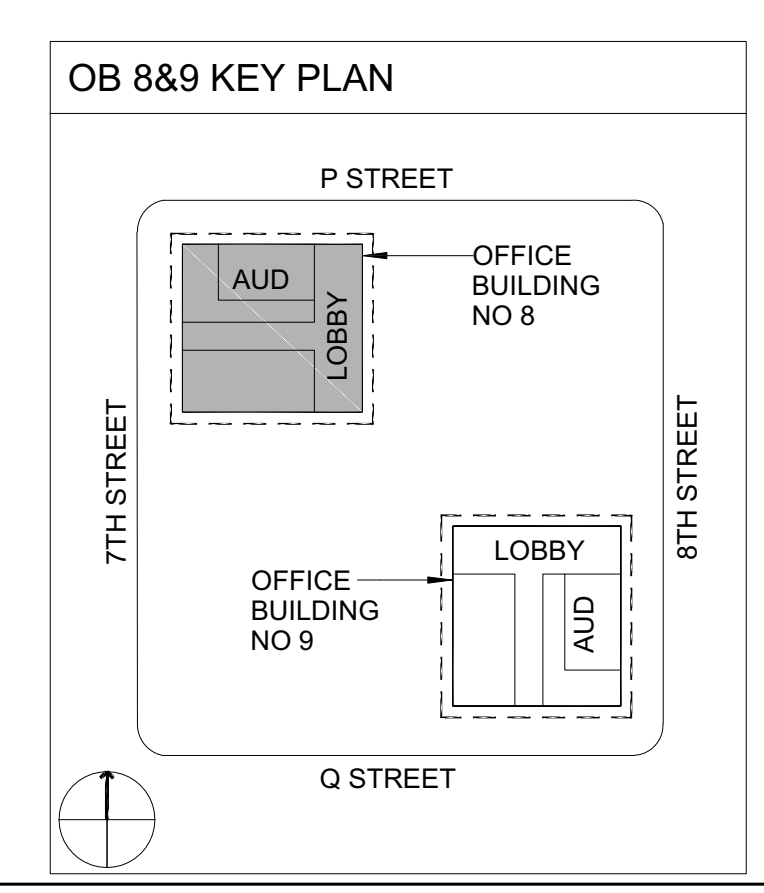
TITLE

NINETEENTH FLOOR PLAN - NEW FIRE ALARM

PROJECT NO. 00000000

E2.8.19

SHEET NO. ISSUE DATE: OCTOBER 25, 2024



ECOM ENGINEERING
 1455 RESPONSE ROAD, SUITE 140
 SACRAMENTO, CA: 95815
 916.641.5600
 916.641.1640 FAX
 WWW.ECOMENG.COM

JOB NO: 17-L155.11 PW: AM
 DESIGNER: AM
 DRAWN BY: ECOM

Dewberry Architects Inc.
 301 N Lake Ave Suite 320
 Pasadena, CA 91101-5112
 916.239.7244 Phone
 916.239.7245 Fax

AGENCY APPROVAL

OFFICE OF THE STATE FIRE MARSHAL
 APPROVED FIRE AND PANIC ONLY



Approval of this plan does not authorize or approve any omission or deviation from applicable regulations. Final approval is subject to field inspection. One set of approved plans shall be available on the project site at all times.


IDENTIFICATION STAMP
 DIV. OF THE STATE ARCHITECT
 APP: 02-122924 INC.
 REVIEWED FOR
 SS FLS ACS
 DATE: 10/21/2024

DEPARTMENT OF GENERAL SERVICES - FACILITIES MANAGEMENT DIVISIONS

OFFICE BUILDING 8 & 9 (039 & 045) FIRE LIFE SAFETY UPGRADE

707 3rd Street, 3rd Floor, West Sacramento, CA 95605
 CONSTRUCTION DOCUMENTS

SEAL



SCALE

AS INDICATED

REVISIONS

NO.	DESCRIPTION	DATE
01	BACKCHECK 01	4/15/2024

DRAWN BY _____ DRW
 APPROVED BY _____ APR
 CHECKED BY _____ CHK
 DATE _____ 08 December, 2023

TITLE

ROOF PLAN - NEW FIRE ALARM

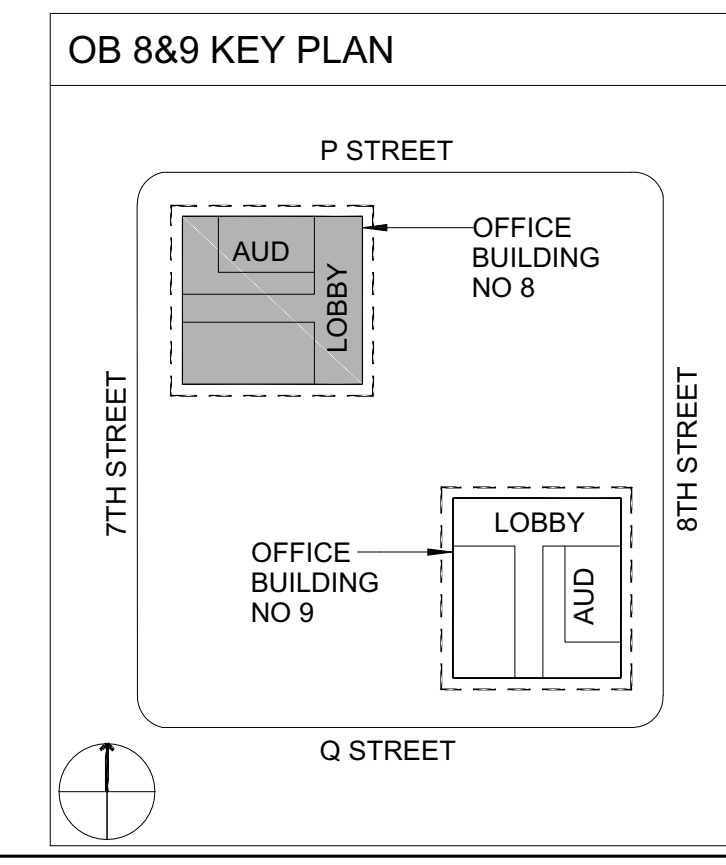
PROJECT NO. 00000000

E2.8.20

SHEET NO. _____
 ISSUE DATE: OCTOBER 25, 2024

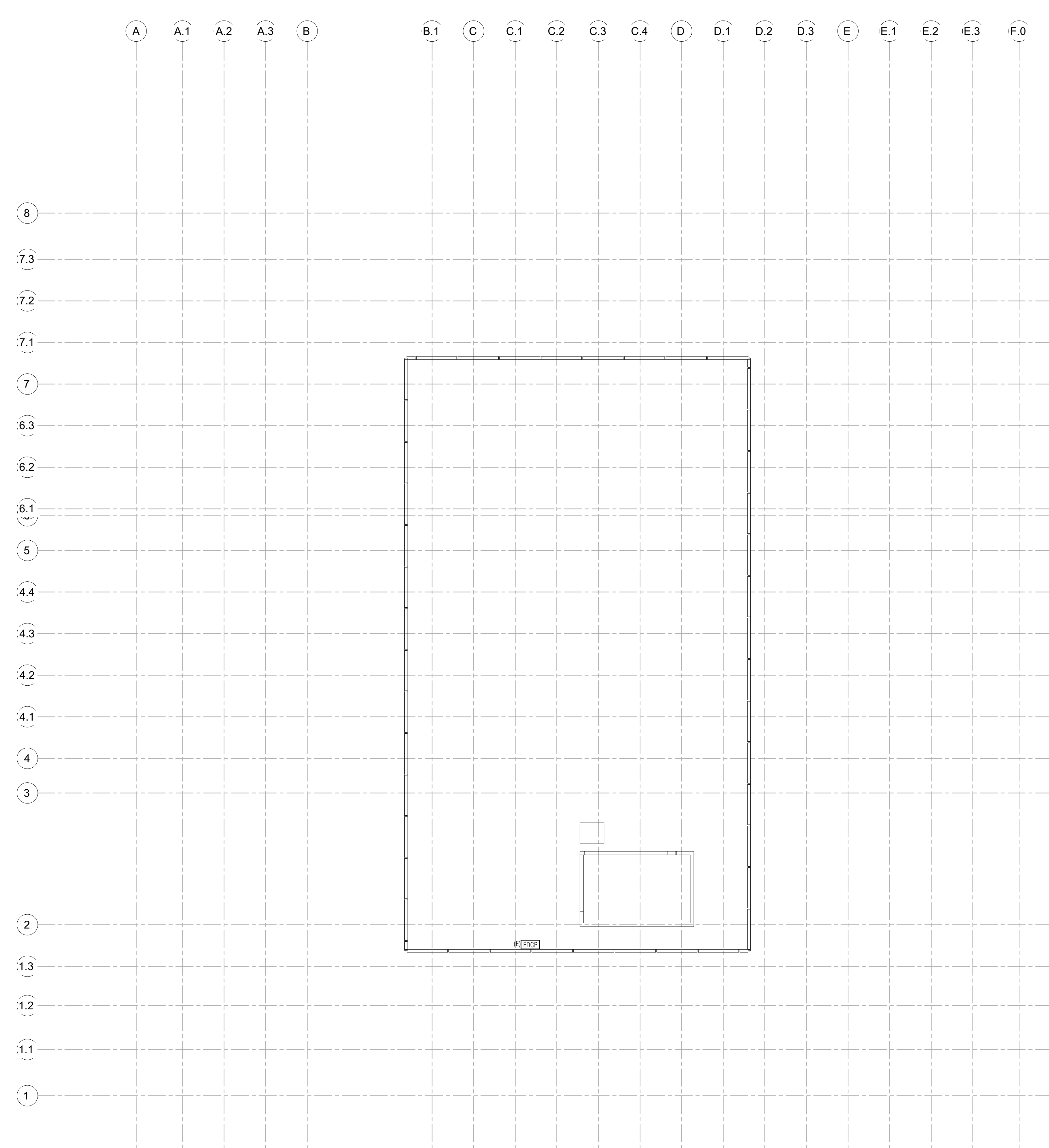
1 OFFICE BUILDING #8 - ROOF PLAN - NEW FIRE ALARM (FOR REFERENCE ONLY)

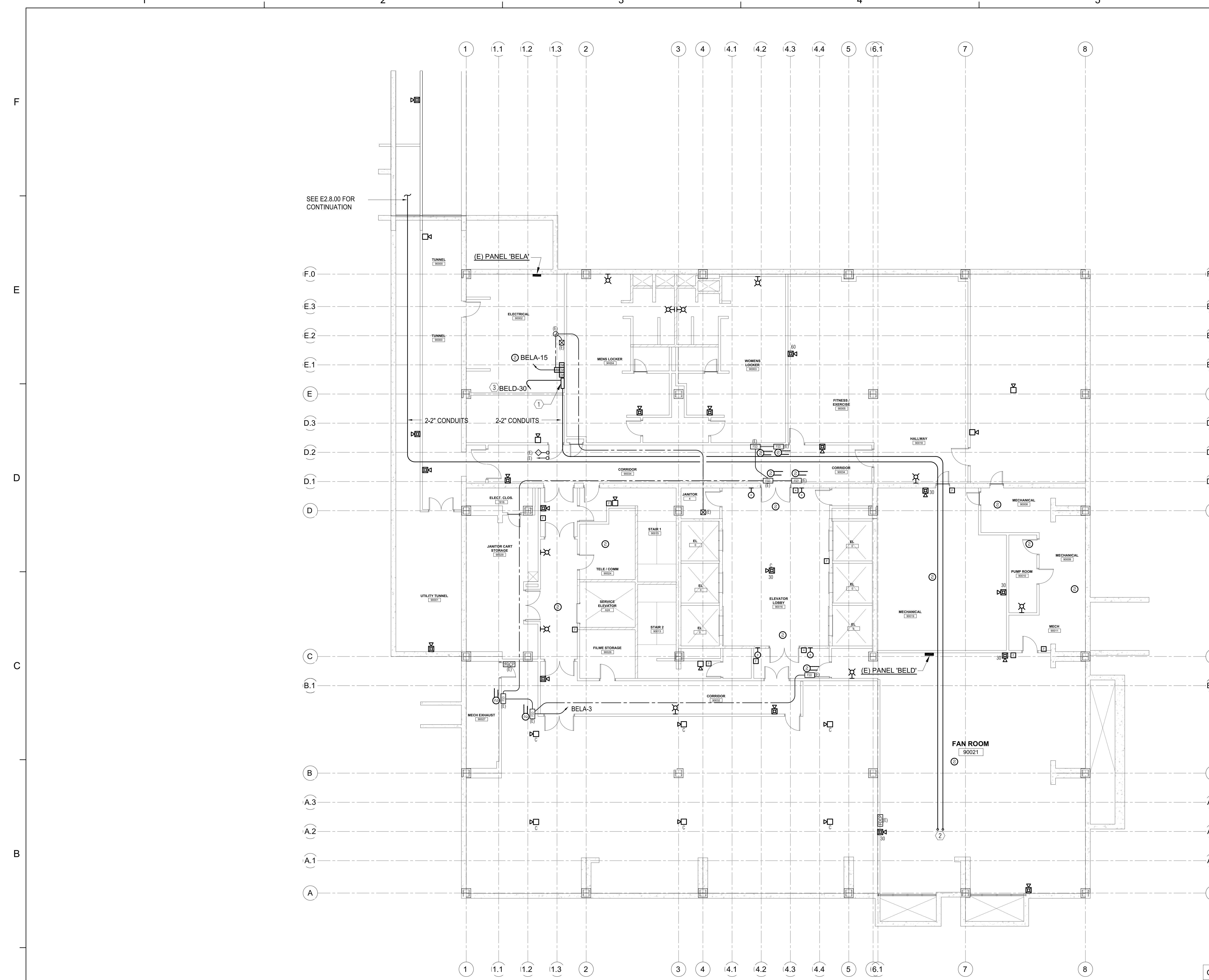
SCALE: 1/8" = 1'-0"



ECOM
 ENGINEERING
 1455 RESPONSE ROAD, SUITE 140
 SACRAMENTO, CA: 95815
 916.641.5600
 916.641.1640 FAX
 WWW.ECOMENG.COM

JOB NO: 17-L155.11 PW, AM
 DESIGNER: AM
 DRAWN BY: ECOM

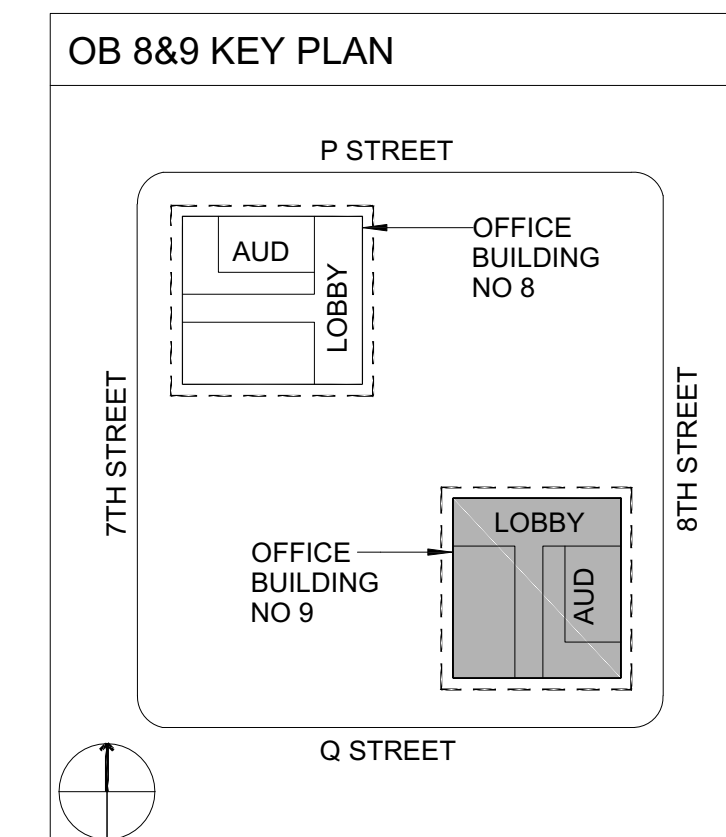




NUMBERED NOTES

- ① NEW FIRE ALARM PANEL, 120V.
- ② UP TO FIRST FLOOR FIRE CONTROL ROOM 90107.
- ③ PROVIDE NEW 20A/1P CIRCUIT BREAKER IN EXISTING SPACE. MATCH EXITING TYPE AND AIC RATINGS.

1 OFFICE BUILDING #9 - BASEMENT FLOOR PLAN - NEW FIRE ALARM (FOR REFERENCE ONLY)
 SCALE: 1/8" = 1'-0"

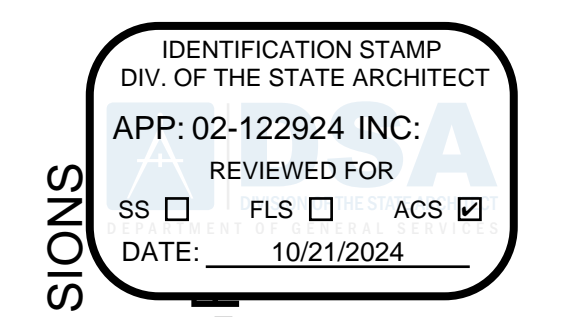


ECOM ENGINEERING
 1455 RESPONSE ROAD, SUITE 140
 SACRAMENTO, CA 95815
 916.641.5600
 916.641.1640 FAX
 WWW.ECOMENG.COM


JOB NO. 17-L155.11 PM, AM
 DESIGNER: AM
 DRAWN BY: ECOM

Dewberry Architects Inc.
 301 N Lake Ave. Suite 320
 Pasadena, CA 91101-5112
 916.239.7244 Phone
 916.239.7245 Fax

AGENCY APPROVAL



DEPARTMENT OF GENERAL SERVICES - FACILITIES MANAGEMENT DIVISIONS
OFFICE BUILDING 8 & 9 (039 & 045) FIRE LIFE SAFETY UPGRADE
 707 3rd Street, 3rd Floor, West Sacramento, CA 95605
 CONSTRUCTION DOCUMENTS



SCALE: AS INDICATED

NO.	DESCRIPTION	DATE
01	BACKCHECK 01	4/15/2024

DRAWN BY: _____ DRW
 APPROVED BY: _____ APR
 CHECKED BY: _____ CHK
 DATE: 08 December, 2023

TITLE
BASEMENT FLOOR PLAN - NEW FIRE ALARM

PROJECT NO. 00000000


E2.9.00
 SHEET NO.
 ISSUE DATE: OCTOBER 25, 2024

Dewberry Architects Inc.
 301 N Lake Ave Suite 320
 Pasadena, CA 91101-5112
 916.239.7244 Phone
 916.239.7245 Fax



IDENTIFICATION STAMP
 DIV. OF THE STATE ARCHITECT
 APP: 02-122924 INC.
 REVIEWED FOR
 SS FLS ACS
 DATE: 10/21/2024

DEPARTMENT OF GENERAL SERVICES - FACILITIES MANAGEMENT DIVISIONS
 OFFICE BUILDING 8 & 9 (039 & 045) FIRE LIFE SAFETY UPGRADE
 707 3rd Street, 3rd Floor, West Sacramento, CA 95605
 CONSTRUCTION DOCUMENTS



SCALE: AS INDICATED

REVISIONS

NO.	DESCRIPTION	DATE
01	BACKCHECK 01	4/15/2024

DRAWN BY: _____ DRW
 APPROVED BY: _____ APR
 CHECKED BY: _____ CHK
 DATE: 08 December, 2023

TITLE

FIRST FLOOR PLAN - NEW FIRE ALARM

PROJECT NO. 00000000

E2.9.01

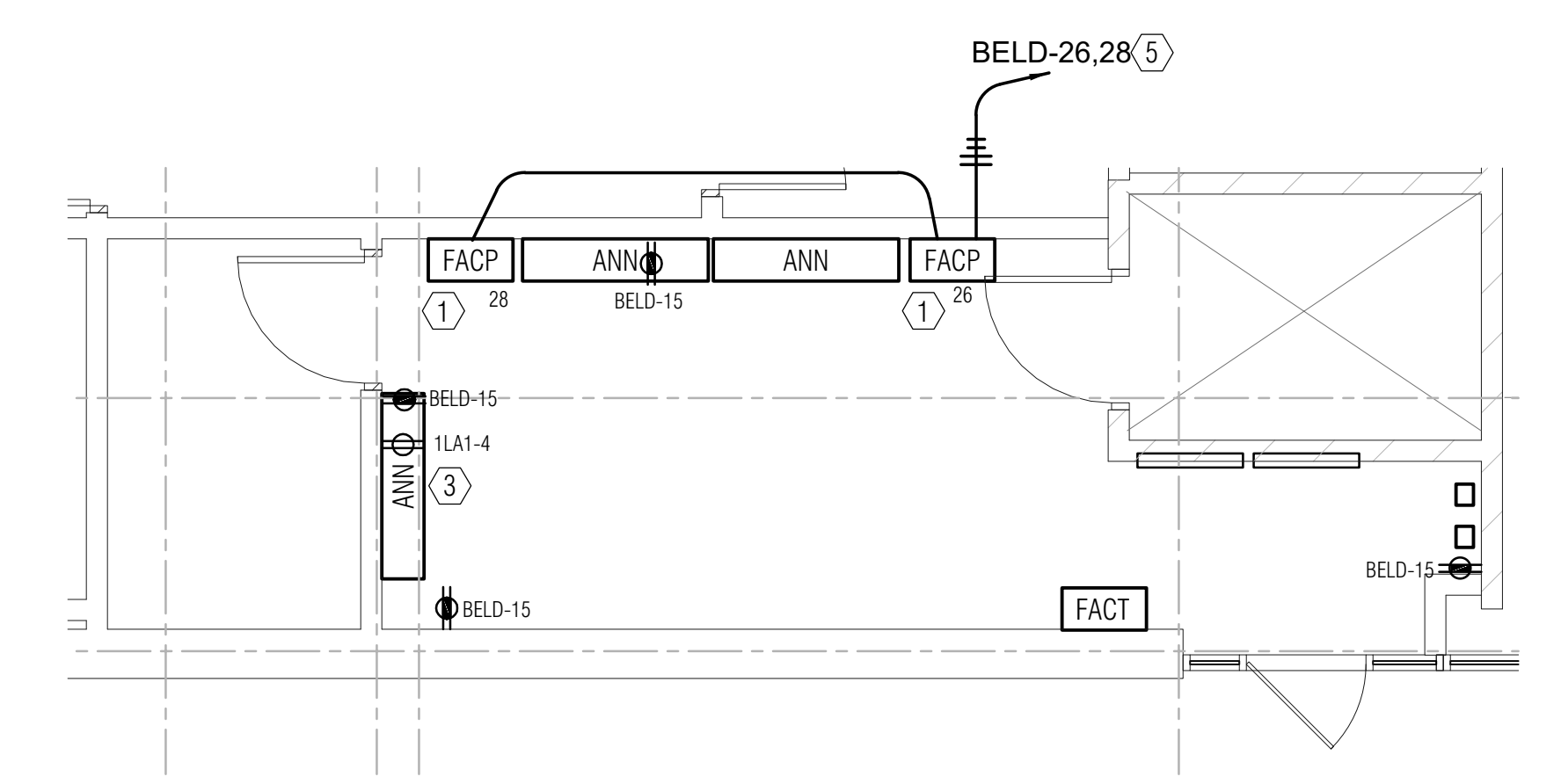
SHEET NO. _____

ISSUE DATE: OCTOBER 25, 2024

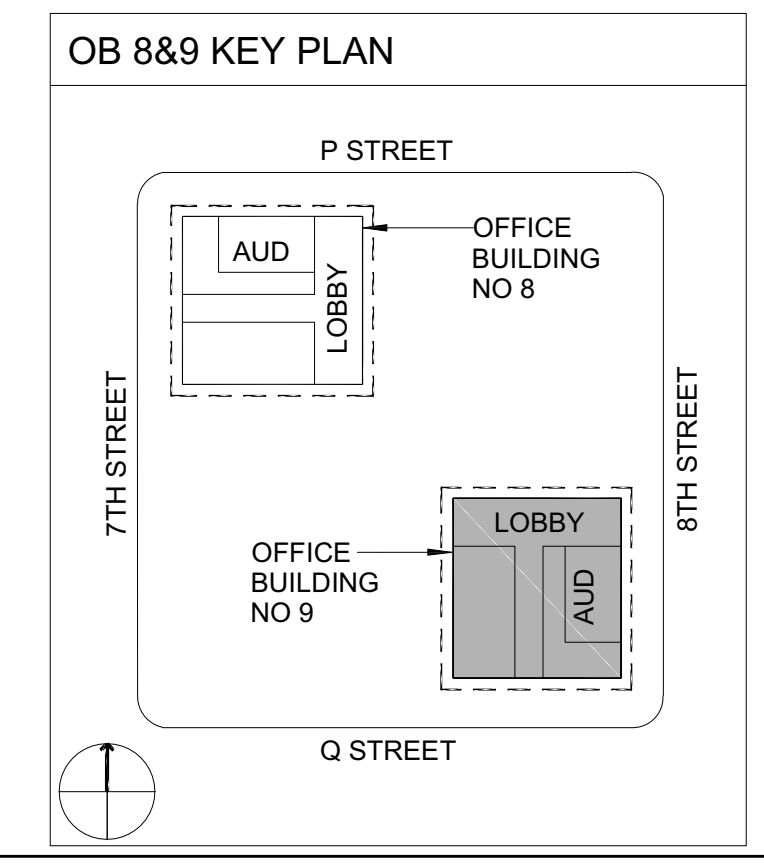
V2

NUMBERED NOTES

- 1 NEW FIRE ALARM PANEL, 120V.
- 2 UTILIZE EXISTING 20A/1P SPARE CIRCUIT BREAKER.
- 3 EXISTING RELOCATED FIRE ALARM ANNUCIATOR PANEL. EXTEND THE EXISTING WIRING AS REQUIRED.
- 4 APPROXIMATE PANEL LOCATION LOCATED IN FLOOR BELOW.
- 5 PROVIDE NEW (2) 20A/1P CIRCUIT BREAKERS IN EXISTING SPACE. MATCH THE EXISTING TYPE AND SHORT CIRCUIT RATING.

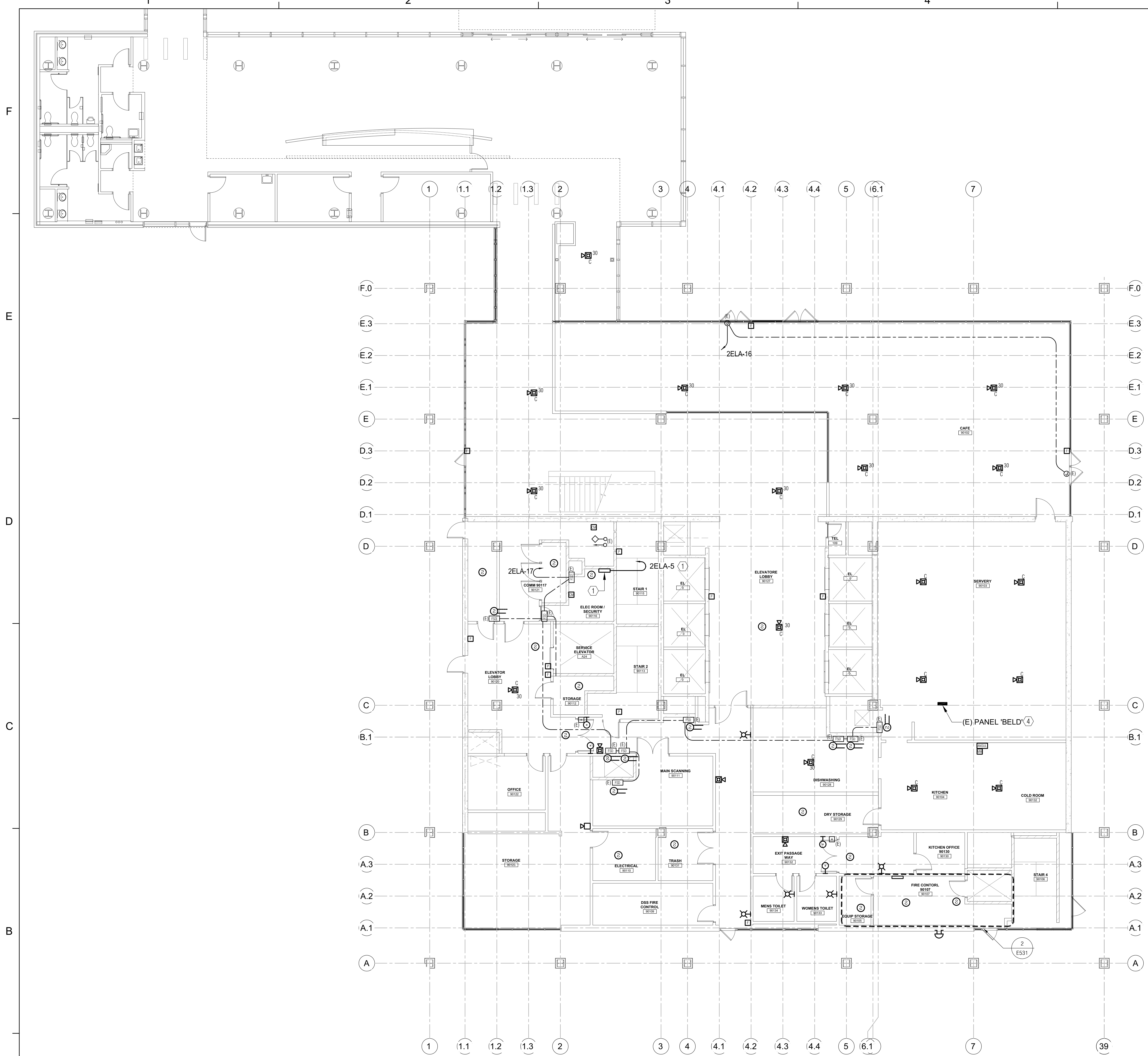


2 ENLARGED FIRE CONTROL ROOM - NEW FIRE ALARM
 SCALE: 1/4" = 1'-0"

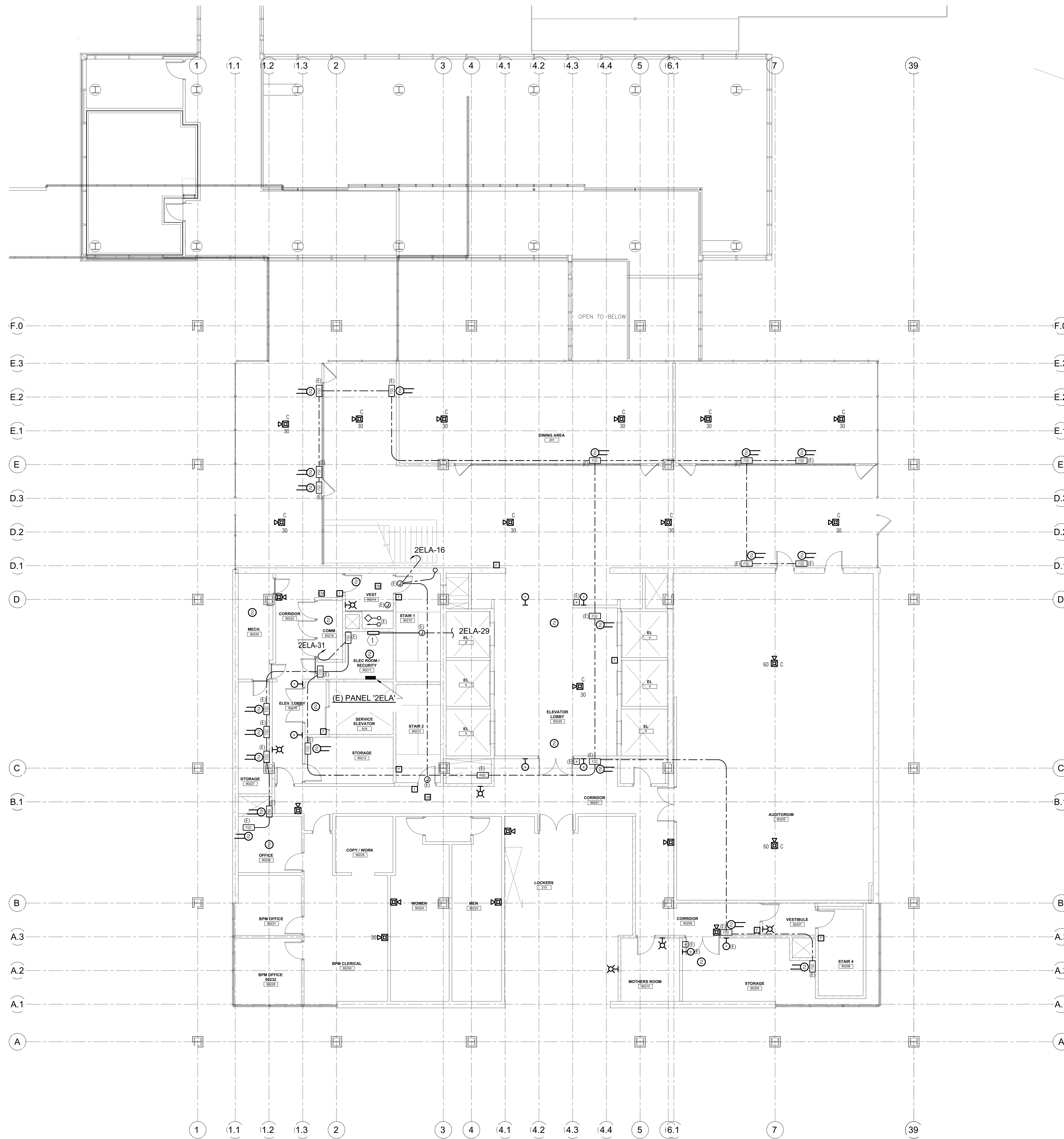


ECOM
 ENGINEERING
 1455 RESPONSE ROAD, SUITE 140
 SACRAMENTO, CA: 95815
 916.641.5600
 916.641.1640 FAX
 WWW.ECOMENG.COM

JOB NO: 17-L155.11 PM, AM
 DESIGNER: AM
 DRAWN BY: ECOM



1 OFFICE BUILDING #9 - FIRST FLOOR PLAN - NEW FIRE ALARM (FOR REFERENCE ONLY)
 SCALE: 1/8" = 1'-0"



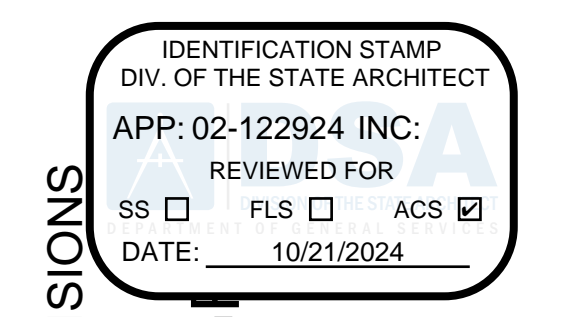
1 OFFICE BUILDING #9 - SECOND FLOOR PLAN - NEW FIRE ALARM (FOR REFERENCE ONLY) 1

SCALE: 1/8" = 1'-0"


NUMBERED NOTES

1 NEW FIRE ALARM TERMINAL CABINET, 120V. INTERCEPT AND EXTEND EXISTING BRANCH CIRCUIT AS INDICATED.

Dewberry Architects Inc.
 301 N Lake Ave Suite 320
 Pasadena, CA 91101-5112
 916.239.7244 Phone
 916.239.7245 Fax



DEPARTMENT OF GENERAL SERVICES - FACILITIES MANAGEMENT DIVISIONS
 OFFICE BUILDING 8 & 9 (039 & 045) FIRE LIFE SAFETY UPGRADE
 707 3rd Street, West Sacramento, CA 95605
 CONSTRUCTION DOCUMENTS



SCALE AS INDICATED

REVISIONS

NO.	DESCRIPTION	DATE
01	BACKCHECK 01	4/15/2024

DRAWN BY _____ DRW
 APPROVED BY _____ APR
 CHECKED BY _____ CHK
 DATE _____ 08 December, 2023

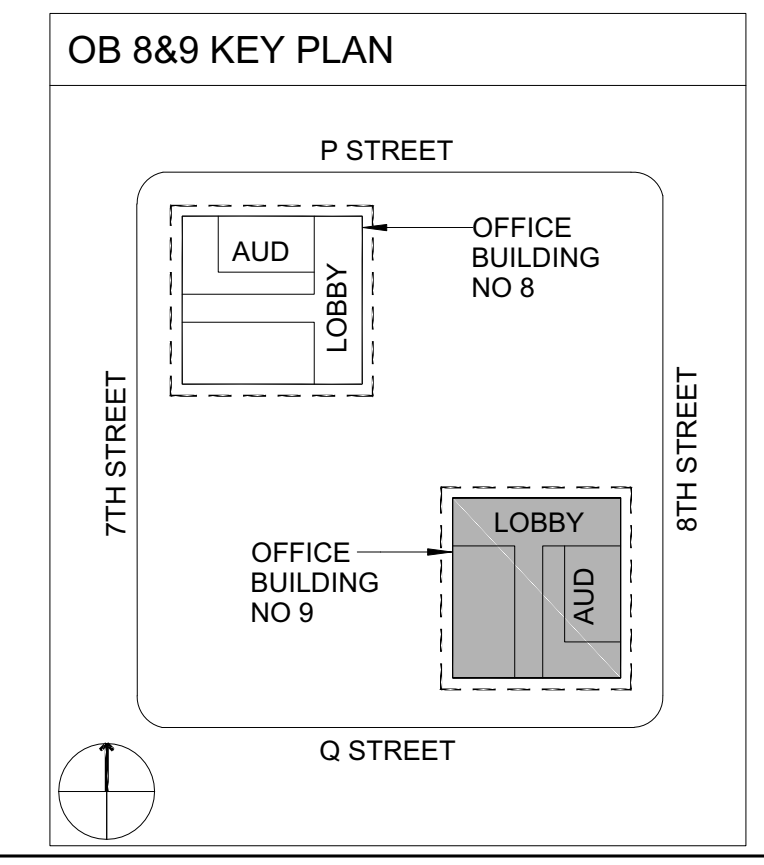
TITLE

SECOND FLOOR PLAN - NEW FIRE ALARM

PROJECT NO. 00000000

E2.9.02

SHEET NO. _____
 ISSUE DATE: OCTOBER 25, 2024
 V2



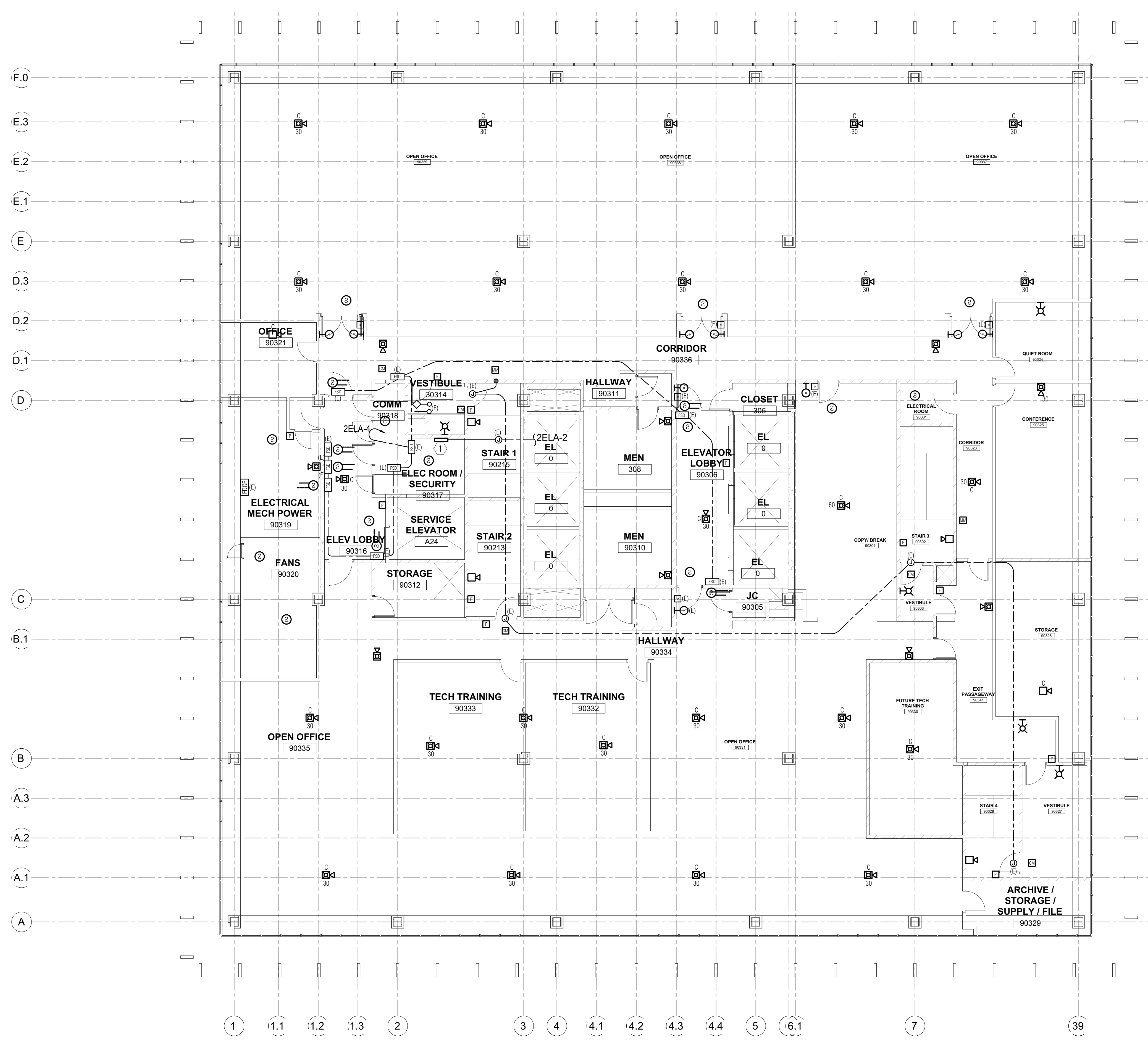
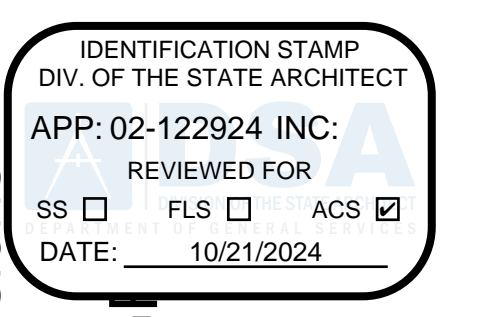
ECOM
 ENGINEERING

1455 RESPONSE ROAD, SUITE 140
 SACRAMENTO, CA: 95815
 916.641.5600
 916.641.1640 FAX
 WWW.ECOMENG.COM

JOB NO. 17-L155.11 PM AM
 DESIGNER: AM
 DRAWN BY: ECOM


NUMBERED NOTES
 ① NEW FIRE ALARM TERMINAL CABINET, 120V. INTERCEPT AND EXTEND EXISTING BRANCH CIRCUIT AS INDICATED.

Dewberry Architects Inc.
 301 N Lake Ave Suite 320
 Pasadena, CA 91101-5112
 916.239.7244 Phone
 916.239.7245 Fax



① **OFFICE BUILDING #9 - THIRD FLOOR PLAN - NEW FIRE ALARM (FOR REFERENCE ONLY)**
 SCALE: 1/8" = 1'-0"

DEPARTMENT OF GENERAL SERVICES - FACILITIES MANAGEMENT DIVISIONS
 OFFICE BUILDING 8 & 9 (039 & 045) FIRE LIFE SAFETY UPGRADE
 707 3rd Street, 3rd Floor, West Sacramento, CA 95605
 CONSTRUCTION DOCUMENTS



SCALE: AS INDICATED

REVISIONS

NO.	DESCRIPTION	DATE
01	BACKCHECK 01	4/15/2024

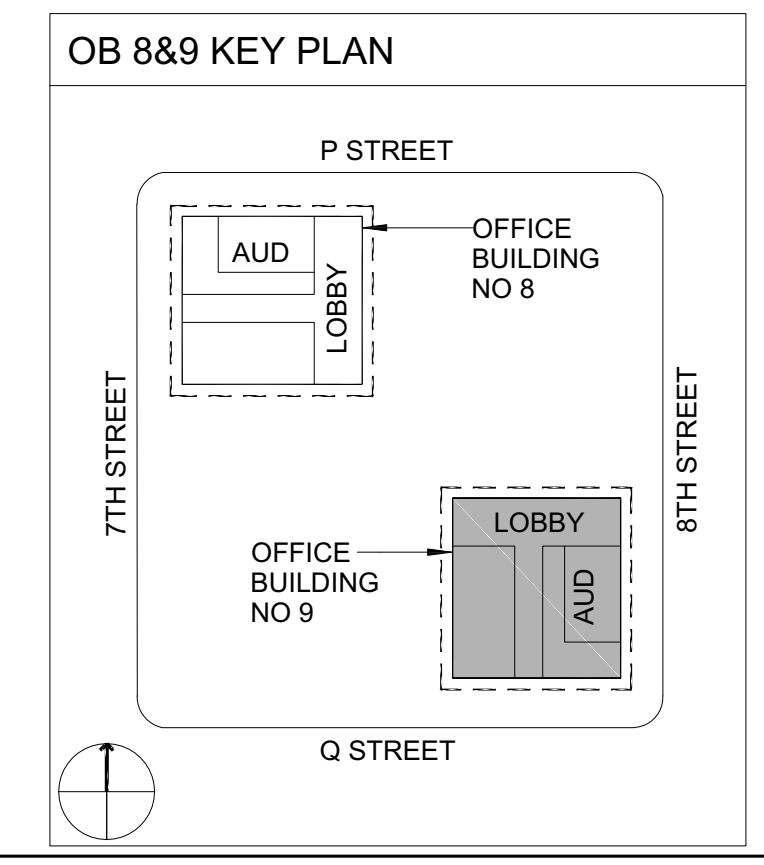
DRAWN BY: _____ DRW
 APPROVED BY: _____ APR
 CHECKED BY: _____ CHK
 DATE: 08 December, 2023

TITLE
THIRD FLOOR PLAN - NEW FIRE ALARM

PROJECT NO. 00000000

E2.9.03

SHEET NO. _____
 ISSUE DATE: OCTOBER 25, 2024



ECOM ENGINEERING
 1455 RESPONSE ROAD, SUITE 140
 SACRAMENTO, CA: 95815
 916.641.5600
 916.641.1640 FAX
 WWW.ECOMENG.COM

JOB NO: 17-L155.11 PW: AM
 DESIGNER: AM
 DRAWN BY: ECOM

NUMBERED NOTES

- NEW FIRE ALARM TERMINAL CABINET, 120V. INTERCEPT AND EXTEND EXISTING BRANCH CIRCUIT AS INDICATED.

Dewberry Architects Inc.
301 N Lake Ave Suite 320
Pasadena, CA 91101-5112
916.239.7244 Phone
916.239.7245 Fax

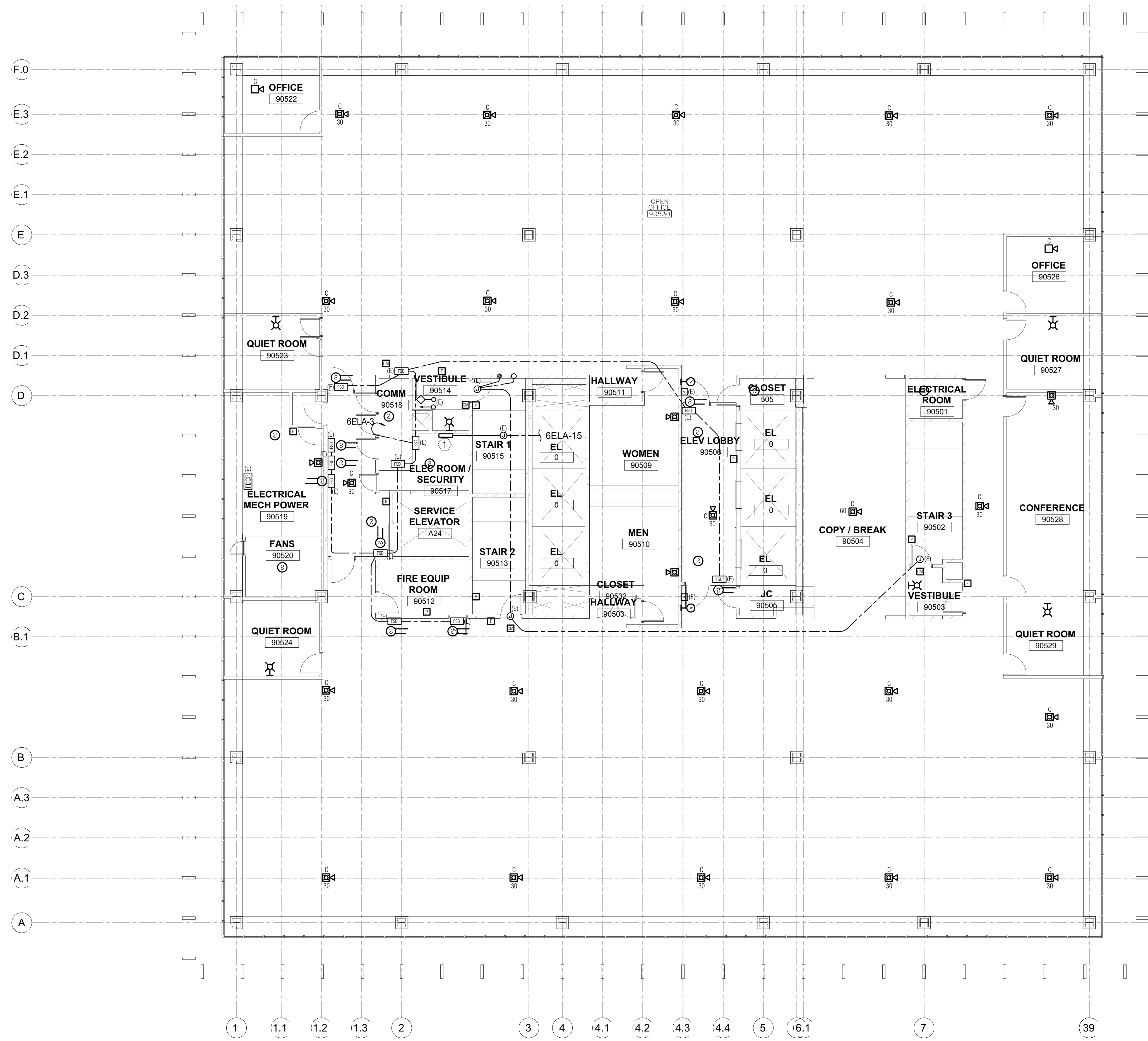
AGENCY APPROVAL

OFFICE OF THE STATE FIRE MARSHAL
APPROVED FIRE AND PANIC ONLY



Approval of this plan does not authorize or approve any omission or deviation from applicable regulations. Final approval is subject to field inspection. One set of approved plans shall be available on the project site at all times.

IDENTIFICATION STAMP
DIV. OF THE STATE ARCHITECT
APP: 02-122924 INC.
REVIEWED FOR:
SS FLS ACS
DATE: 10/21/2024



1 OFFICE BUILDING #9 - FIFTH FLOOR PLAN - NEW FIRE ALARM (FOR REFERENCE ONLY) 01


SCALE: 1/8" = 1'-0"

DEPARTMENT OF GENERAL SERVICES - FACILITIES MANAGEMENT DIVISIONS

OFFICE BUILDING 8 & 9 (039 & 045) FIRE LIFE SAFETY UPGRADE

707 3rd Street, 3rd Floor, West Sacramento, CA 95605
CONSTRUCTION DOCUMENTS

SEAL



SCALE

AS INDICATED

REVISIONS

NO.	DESCRIPTION	DATE
01	BACKCHECK 01	4/15/2024

DRAWN BY

DRW

APPROVED BY

APR

CHECKED BY

CHK

DATE

08 December, 2023

TITLE

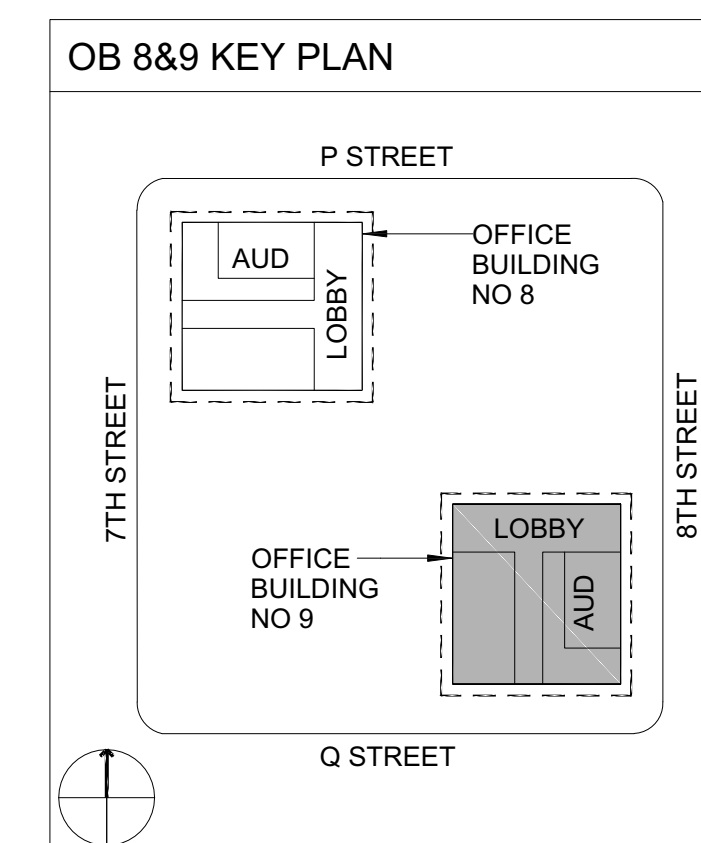
**FIFTH FLOOR
PLAN - NEW FIRE
ALARM**

PROJECT NO. 00000000

E2.9.05

SHEET NO.

ISSUE DATE: OCTOBER 25, 2024



**ECOM
ENGINEERING**
1455 RESPONSE ROAD, SUITE 140
SACRAMENTO, CA 95815
916.641.5600
916.641.1640 FAX
WWW.ECOMENG.COM

JOB NO. 17-L155.11 PM, AM
DESIGNER: AM
DRAWN BY: ECOM

NUMBERED NOTES
 ① NEW FIRE ALARM TERMINAL CABINET, 120V.
 EXTEND/INTERCEPT EXISTING BRANCH CIRCUIT AS
 INDICATED.

Dewberry Architects Inc.
 301 N Lake Ave. Suite 320
 Pasadena, CA 91101-5112
 916.239.7244 Phone
 916.239.7245 Fax

AGENCY APPROVAL

OFFICE OF THE STATE FIRE MARSHAL
 APPROVED FIRE AND PANIC ONLY



Approval of this plan does not authorize or
 approve any omission or deviation from
 applicable regulations. Final approval is subject
 to field inspection. One set of approved plans
 shall be available on the project site at all times.

IDENTIFICATION STAMP
 DIV. OF THE STATE ARCHITECT
 APP: 02-122924 INC.
 REVIEWED FOR
 SS FLS ACS
 DATE: 10/21/2024


DEPARTMENT OF GENERAL SERVICES - FACILITIES MANAGEMENT DIVISIONS

OFFICE BUILDING 8 & 9 (039 & 045) FIRE LIFE SAFETY UPGRADE

707 3rd Street, West Sacramento, CA 95605

CONSTRUCTION DOCUMENTS

SEAL



SCALE

AS INDICATED

REVISIONS

NO.	DESCRIPTION	DATE
01	BACKCHECK 01	4/15/2024

DRAWN BY: _____ DRW
 APPROVED BY: _____ APR
 CHECKED BY: _____ CHK
 DATE: _____ 08 December, 2023

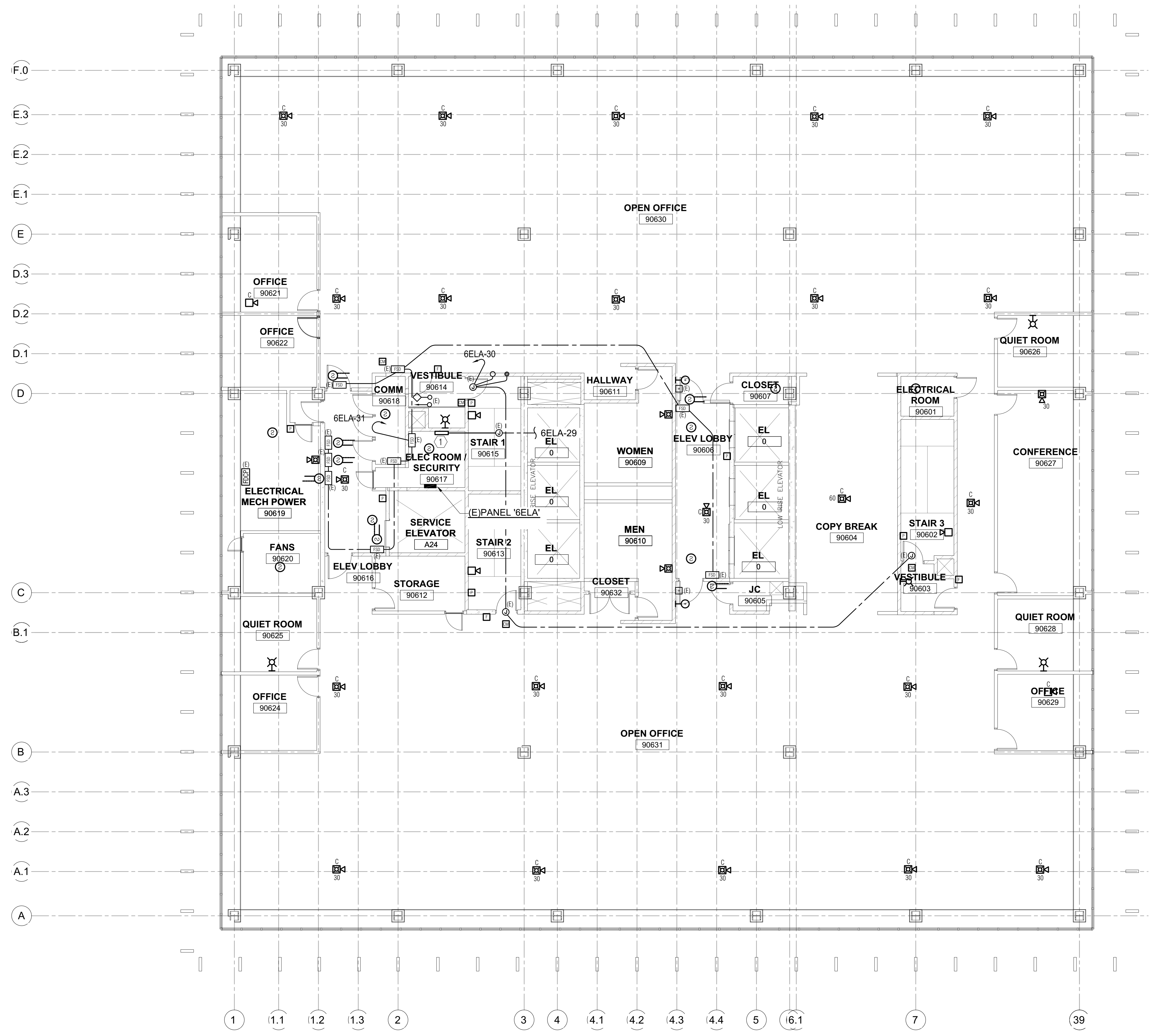
TITLE

SIXTH FLOOR
 PLAN - NEW FIRE
 ALARM

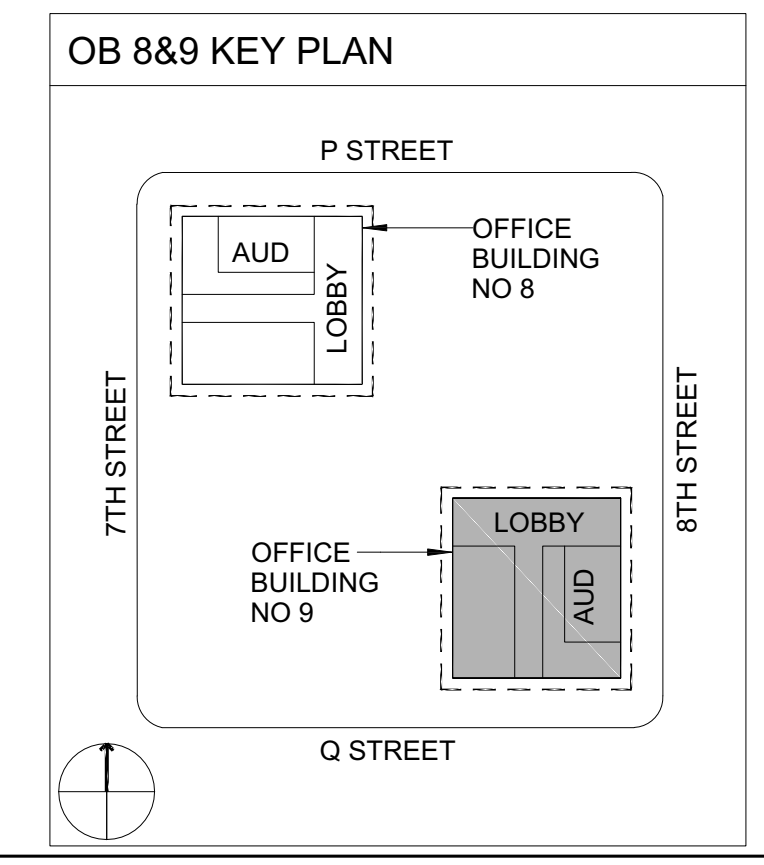
PROJECT NO. 00000000

E2.9.06

SHEET NO. _____
 ISSUE DATE: OCTOBER 25, 2024



① **OFFICE BUILDING #9 - SIXTH FLOOR PLAN - NEW FIRE ALARM (FOR REFERENCE ONLY)**
 SCALE: 1/8" = 1'-0"




ECOM
 ENGINEERING
 1455 RESPONSE ROAD, SUITE 140
 SACRAMENTO, CA: 95815
 916.641.5600
 916.641.1640 FAX
 WWW.ECOMENG.COM

JOB NO. 17-L155.11 PW, AM
 DESIGNER: AM
 DRAWN BY: ECOM

- NUMBERED NOTES**
- ① NEW FIRE ALARM TERMINAL CABINET, 120V. INTERCEPT AND EXTEND EXISTING BRANCH CIRCUIT AS INDICATED.

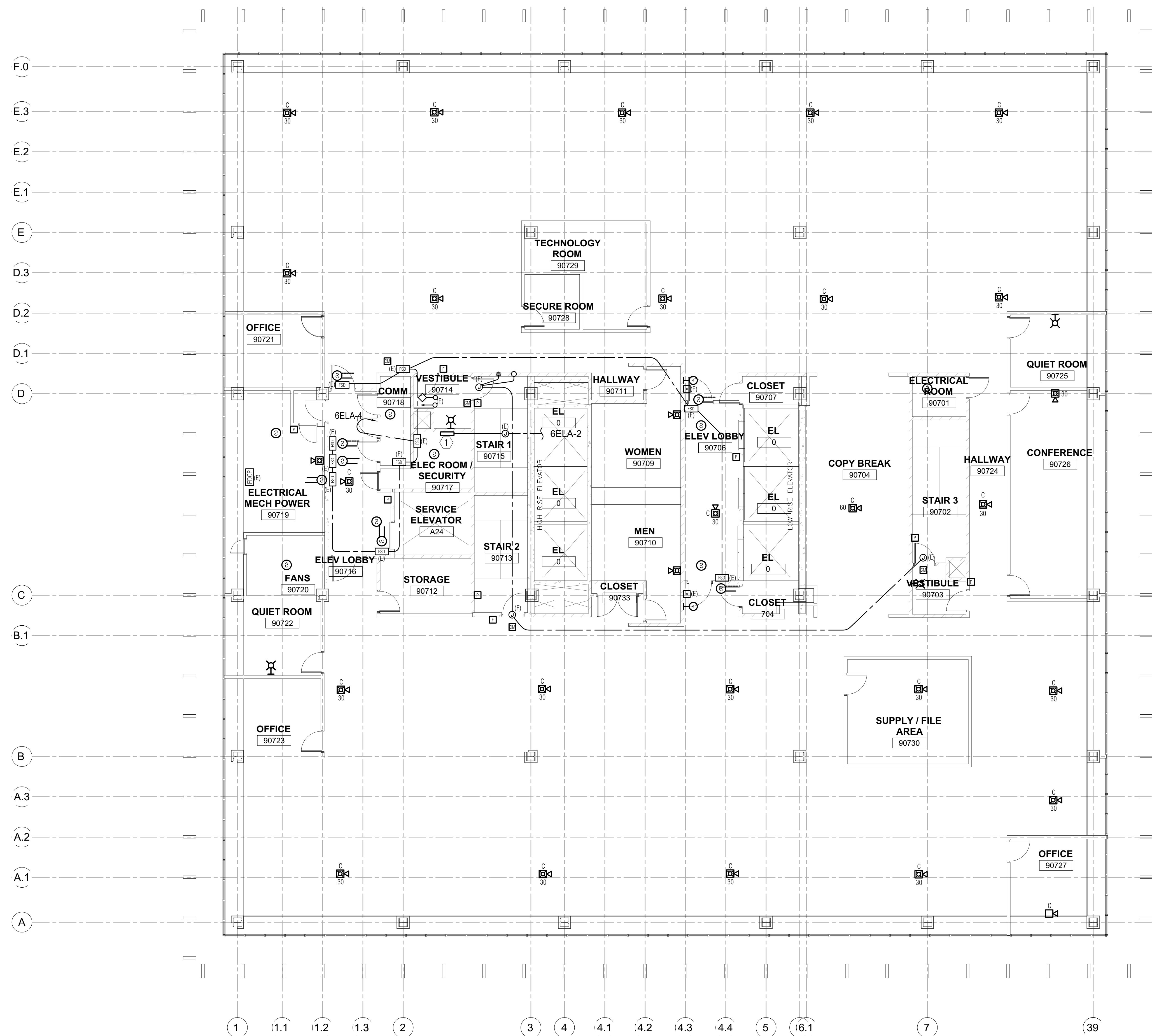
Dewberry Architects Inc.
 301 N Lake Ave Suite 320
 Pasadena, CA 91101-5112
 916.239.7244 Phone
 916.239.7245 Fax



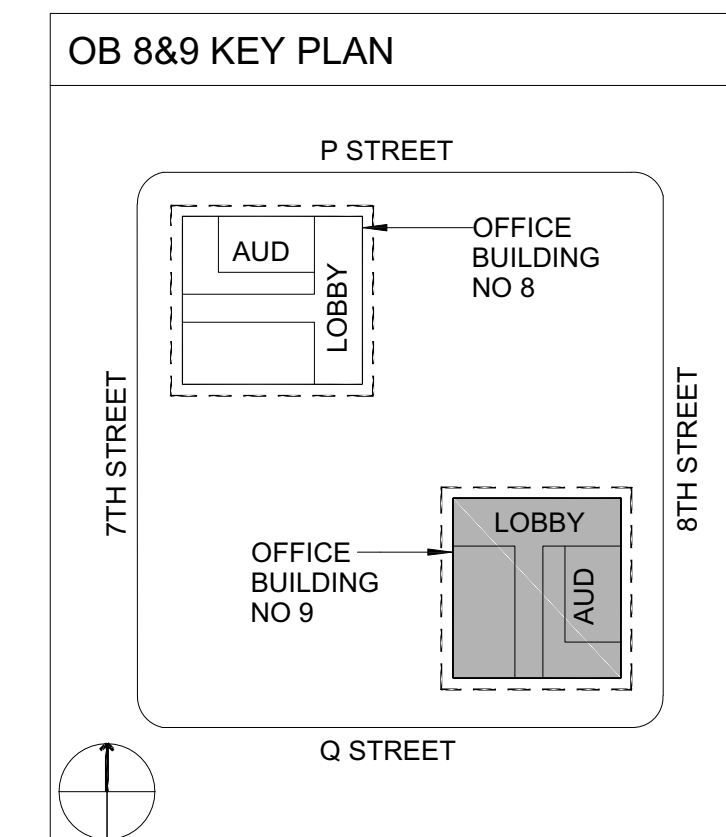
DEPARTMENT OF GENERAL SERVICES - FACILITIES MANAGEMENT DIVISIONS

OFFICE BUILDING 8 & 9 (039 & 045) FIRE LIFE SAFETY UPGRADE

707 3rd Street, West Sacramento, CA 95605
 CONSTRUCTION DOCUMENTS




① **OFFICE BUILDING #9 - SEVENTH FLOOR PLAN - NEW FIRE ALARM (FOR REFERENCE ONLY)**
 SCALE: 1/8" = 1'-0"



ECOM ENGINEERING
 1455 RESPONSE ROAD, SUITE 140
 SACRAMENTO, CA: 95815
 916.641.5600
 916.641.1640 FAX
 WWW.ECOMENG.COM

JOB NO: 17-L155.11 PM, AM
 DESIGNER: AM
 DRAWN BY: ECOM



SCALE AS INDICATED

REVISIONS

NO.	DESCRIPTION	DATE
01	BACKCHECK 01	4/15/2024

DRAWN BY _____ DRW
 APPROVED BY _____ APR
 CHECKED BY _____ CHK
 DATE _____ 08 December, 2023

TITLE
SEVENTH FLOOR PLAN - NEW FIRE ALARM

PROJECT NO. 00000000

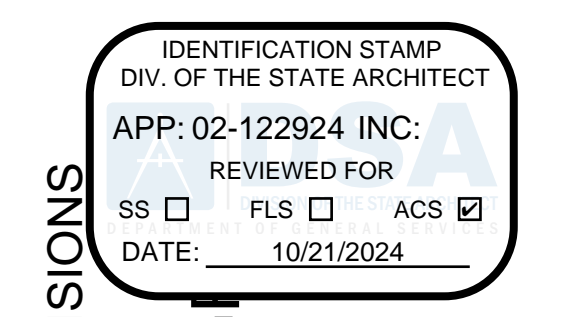
E2.9.07

SHEET NO. _____
 ISSUE DATE: OCTOBER 25, 2024

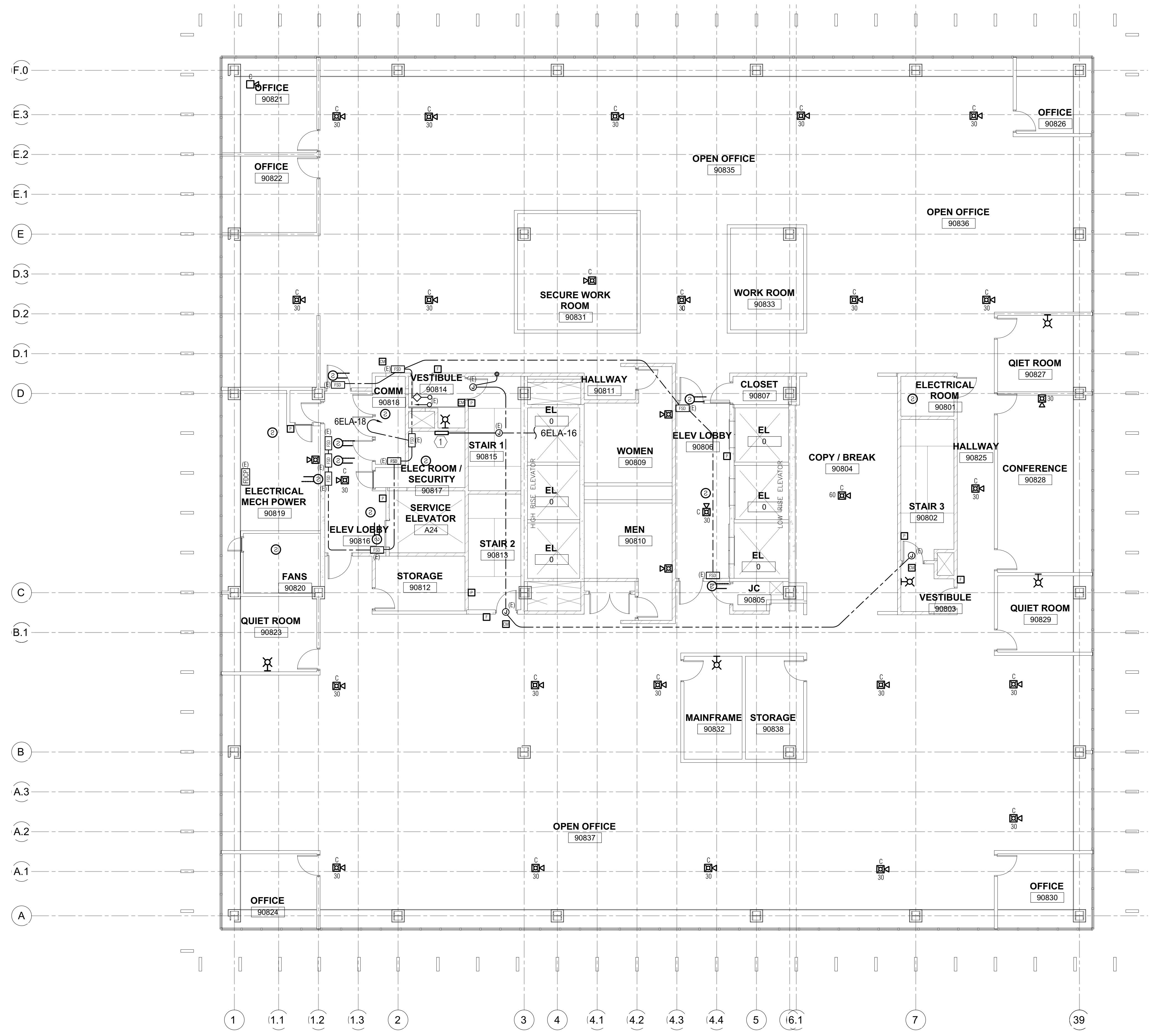
NUMBERED NOTES

- ① NEW FIRE ALARM TERMINAL CABINET, 120V. EXTEND/INTERCEPT EXISTING BRANCH CIRCUIT AS INDICATED.

Dewberry Architects Inc.
301 N Lake Ave, Suite 320
Pasadena, CA 91101-5112
916.239.7244 Phone
916.239.7245 Fax

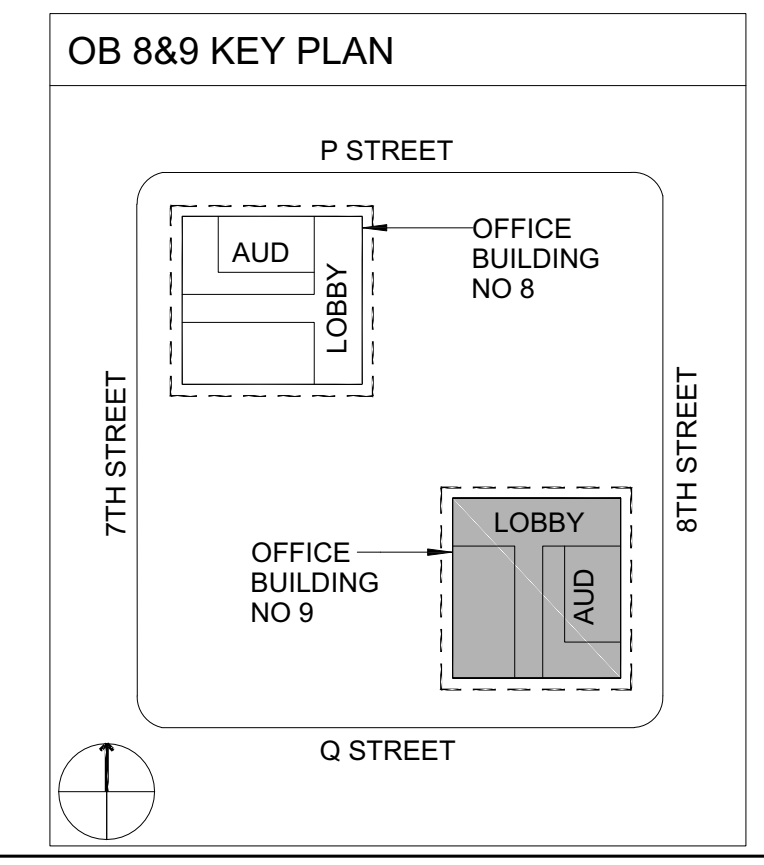


DEPARTMENT OF GENERAL SERVICES - FACILITIES MANAGEMENT DIVISIONS
OFFICE BUILDING 8 & 9 (039 & 045) FIRE LIFE SAFETY UPGRADE
707 3rd Street, 3rd Floor, West Sacramento, CA 95605
CONSTRUCTION DOCUMENTS




① OFFICE BUILDING #9 - EIGHTH FLOOR PLAN - NEW FIRE ALARM (FOR REFERENCE ONLY)

SCALE: 1/8" = 1'-0"



ECOM
ENGINEERING
1455 RESPONSE ROAD, SUITE 140
SACRAMENTO, CA: 95815
916.641.5600
916.641.1640 FAX
WWW.ECOMENG.COM

JOB NO: 17-L155.11 PW: AM
DESIGNERS: AM
DRAWN BY: ECOM



SCALE
AS INDICATED

REVISIONS

NO.	DESCRIPTION	DATE
01	BACKCHECK 01	4/15/2024

DRAWN BY _____ DRW
APPROVED BY _____ APR
CHECKED BY _____ CHK
DATE _____ 08 December, 2023

EIGHTH FLOOR PLAN - NEW FIRE ALARM

PROJECT NO. 00000000

E2.9.08
SHEET NO. _____
ISSUE DATE: OCTOBER 25, 2024

NUMBERED NOTES

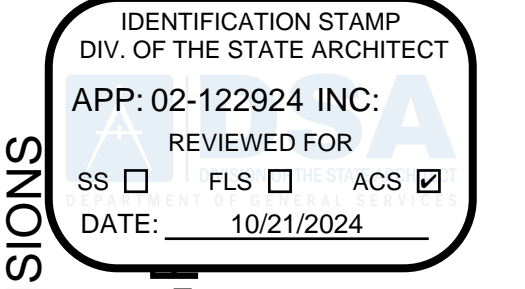
- ① NEW FIRE ALARM TERMINAL CABINET, 120V. INTERCEPT AND EXTEND EXISTING BRANCH CIRCUIT AS INDICATED.

Dewberry Architects Inc.
301 N Lake Ave Suite 320
Pasadena, CA 91101-5112
916.239.7244 Phone
916.239.7245 Fax

AGENCY APPROVAL



Approval of this plan does not authorize or approve any omission or deviation from applicable regulations. Final approval is subject to field inspection. One set of approved plans shall be available on the project site at all times.

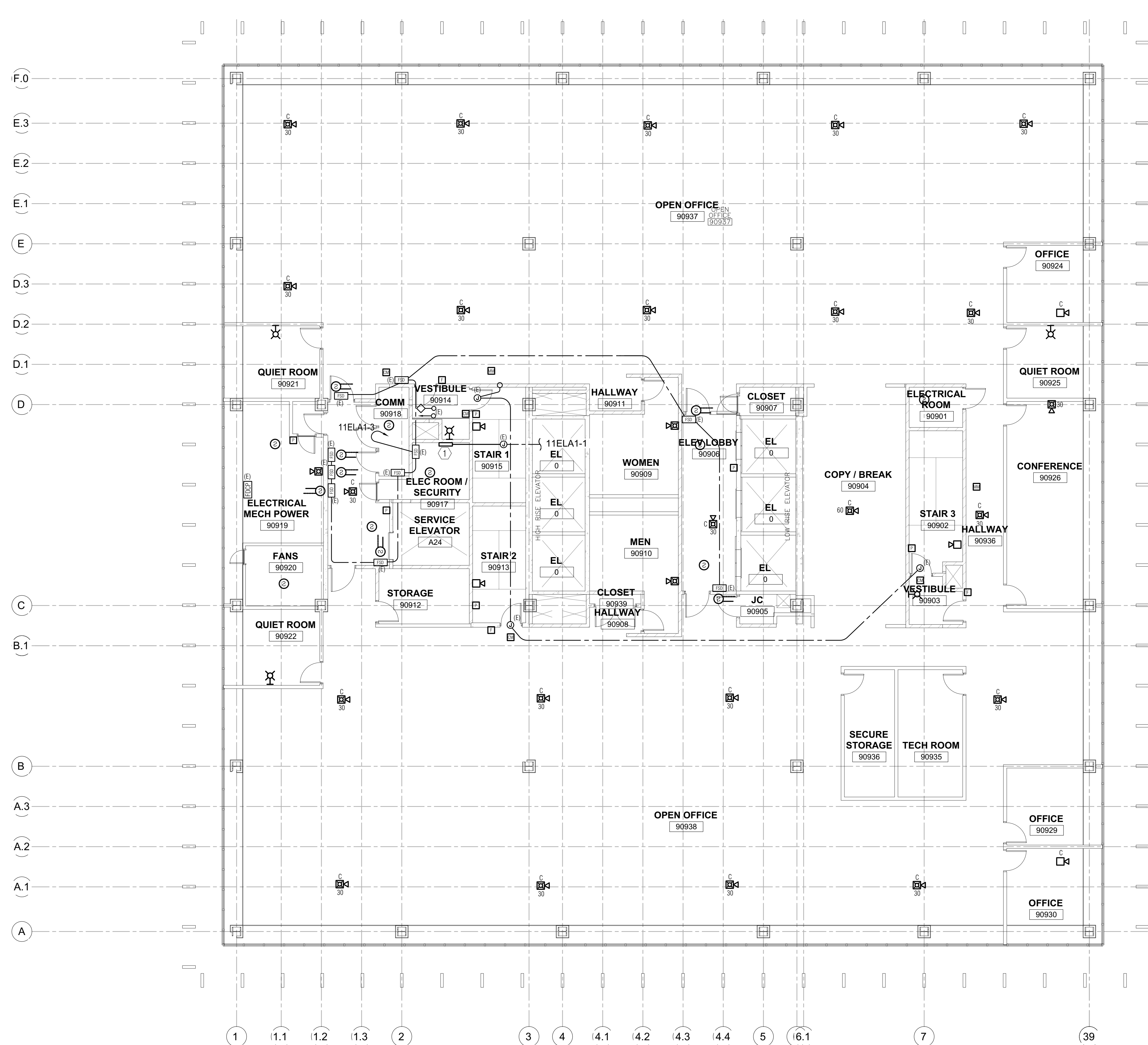


DEPARTMENT OF GENERAL SERVICES - FACILITIES MANAGEMENT DIVISIONS

OFFICE BUILDING 8 & 9 (039 & 045) FIRE LIFE SAFETY UPGRADE

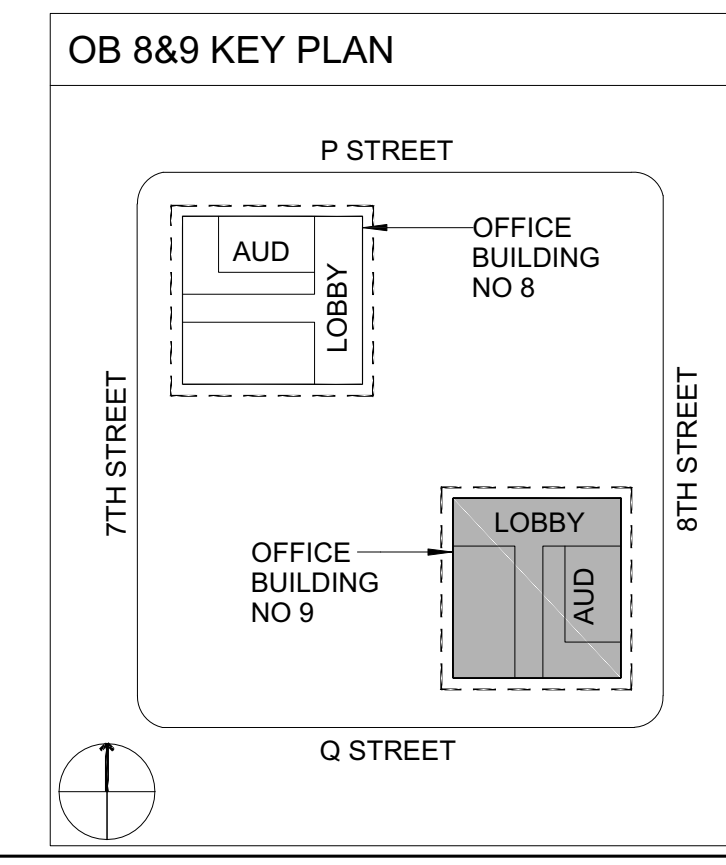
707 3rd Street, 3rd Floor, West Sacramento, CA 95605

CONSTRUCTION DOCUMENTS



① **OFFICE BUILDING #9 - NINTH FLOOR PLAN - NEW FIRE ALARM (FOR REFERENCE ONLY)** 01


SCALE: 1/8" = 1'-0"



ECOM ENGINEERING
1455 RESPONSE ROAD, SUITE 140
SACRAMENTO, CA: 95815
916.641.5600
916.641.1640 FAX
WWW.ECOMENG.COM

JOB NO: 17-L155.11 PM, AM
DESIGNERS: AM
DRAWN BY: ECOM

SEAL



SCALE

AS INDICATED

REVISIONS

NO.	DESCRIPTION	DATE
01	BACKCHECK 01	4/15/2024

DRAWN BY _____ DRW
APPROVED BY _____ APR
CHECKED BY _____ CHK
DATE _____ 08 December, 2023

TITLE

NINTH FLOOR PLAN - NEW FIRE ALARM

PROJECT NO. 00000000

E2.9.09

SHEET NO. _____
ISSUE DATE: OCTOBER 25, 2024

NUMBERED NOTES

- ① NEW FIRE ALARM TERMINAL CABINET, 120V. EXTEND/INTERCEPT EXISTING BRANCH CIRCUIT AS INDICATED.

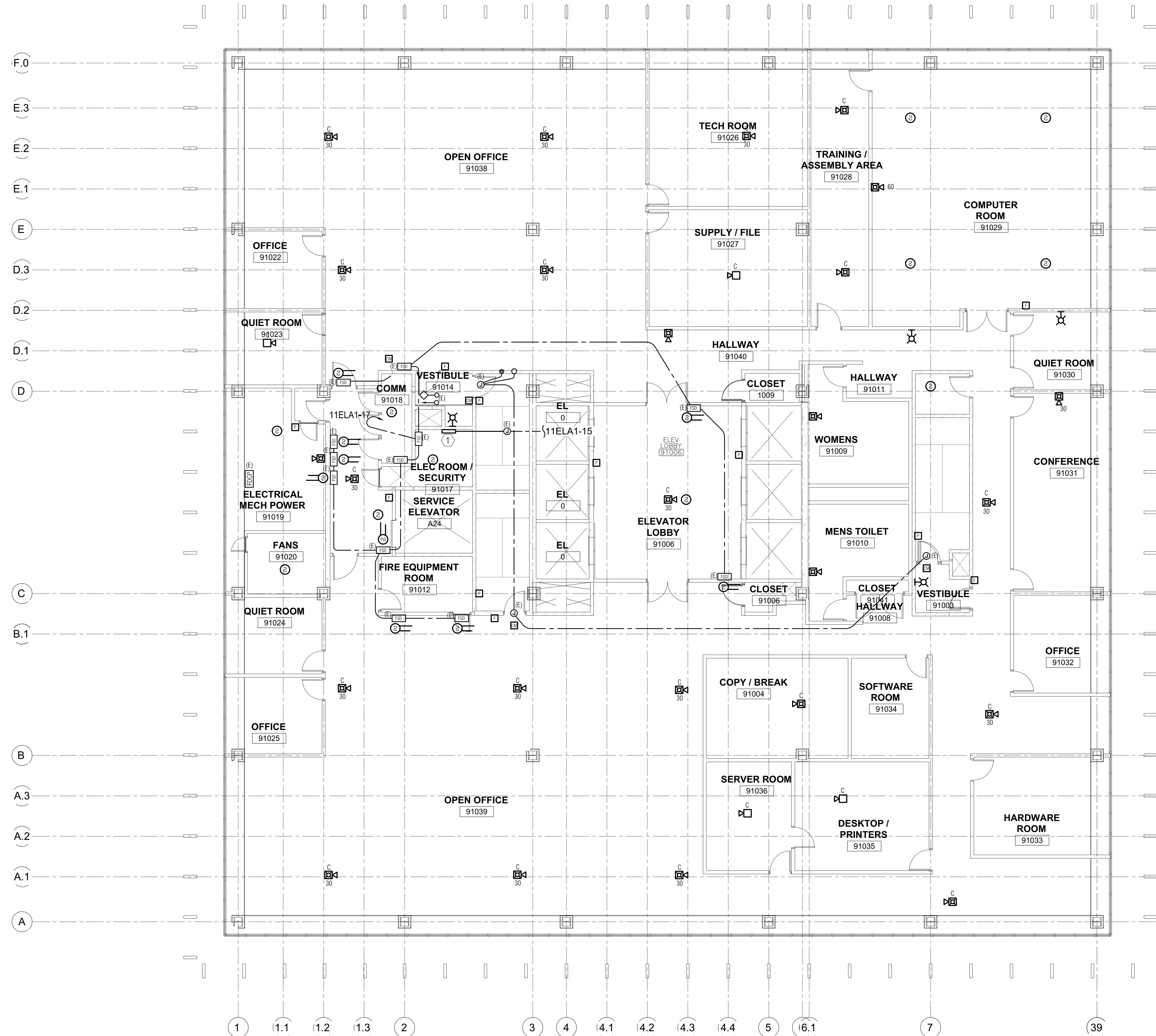
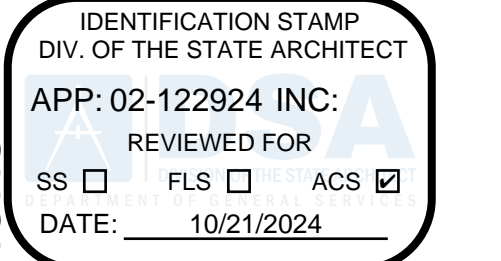
Dewberry Architects Inc.
301 N Lake Ave Suite 320
Pasadena, CA 91101-5112
916.239.7244 Phone
916.239.7245 Fax

AGENCY APPROVAL

OFFICE OF THE STATE FIRE MARSHAL
APPROVED FIRE AND PANIC ONLY

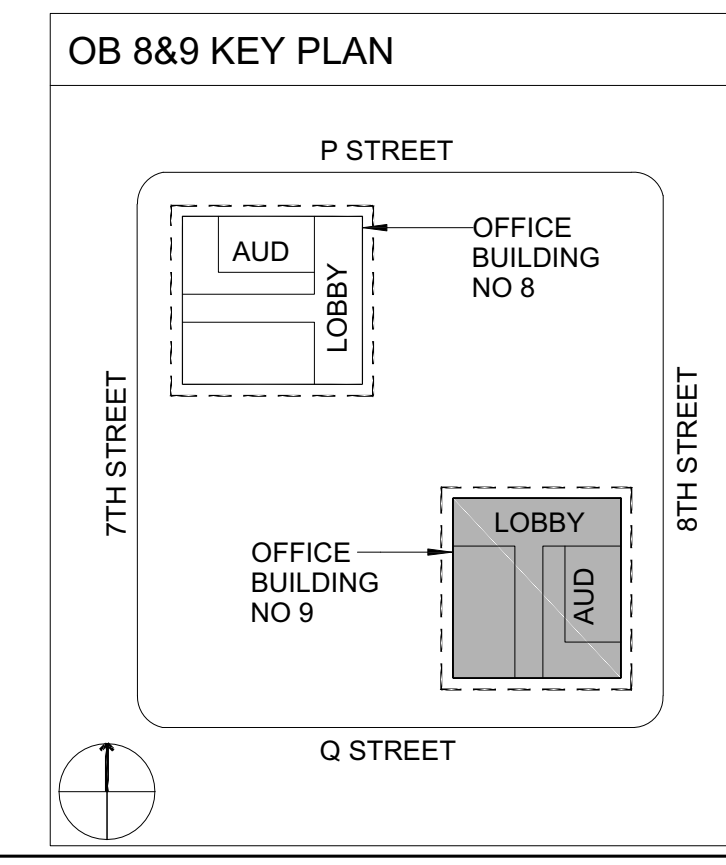


Approval of this plan does not authorize or approve any omission or deviation from applicable regulations. Final approval is subject to field inspection. One set of approved plans shall be available on the project site at all times.



① OFFICE BUILDING #9 - TENTH FLOOR PLAN - NEW FIRE ALARM (FOR REFERENCE ONLY)


SCALE: 1/8" = 1'-0"



ECOM
ENGINEERING
1455 RESPONSE ROAD, SUITE 140
SACRAMENTO, CA: 95815
916.641.5600
916.641.1640 FAX
WWW.ECOMENG.COM

JOB NO: 17-L155.11 PM, AM
DESIGNERS: AM
DRAWN BY: ECOM

DEPARTMENT OF GENERAL SERVICES - FACILITIES MANAGEMENT DIVISIONS
 OFFICE BUILDING 8 & 9 (039 & 045) FIRE LIFE SAFETY UPGRADE
 707 3rd Street, West Sacramento, CA 95605
 CONSTRUCTION DOCUMENTS



SCALE: AS INDICATED

REVISIONS

NO.	DESCRIPTION	DATE
01	BACKCHECK 01	4/15/2024

DRAWN BY: _____ DRW
 APPROVED BY: _____ APR
 CHECKED BY: _____ CHK
 DATE: _____ 08 December, 2023

TITLE: TENTH FLOOR PLAN - NEW FIRE ALARM

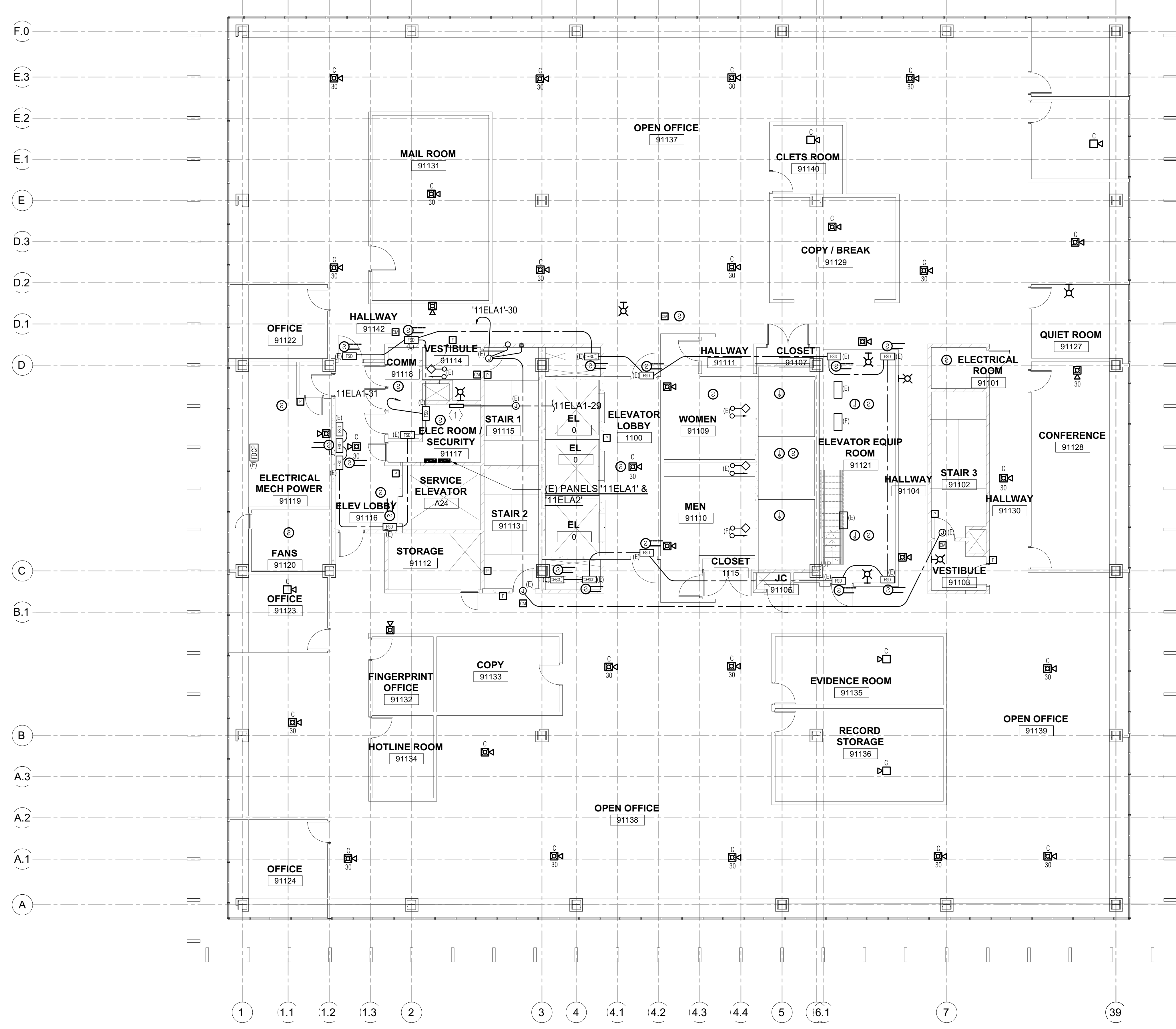
PROJECT NO. 00000000

E2.9.10

SHEET NO. ISSUE DATE: OCTOBER 25, 2024

F
E
D
C
B
A

1 2 3 4 5 6




1 OFFICE BUILDING #9 - ELEVENTH FLOOR PLAN - NEW FIRE ALARM (FOR REFERENCE ONLY)
SCALE: 1/8" = 1'-0"

NUMBERED NOTES

① NEW FIRE ALARM TERMINAL CABINET, 120V. INTERCEPT AND EXTEND EXISTING BRANCH CIRCUIT AS INDICATED.


Dewberry Architects Inc.
301 N Lake Ave, Suite 320
Pasadena, CA 91101-5112
916.239.7244 Phone
916.239.7245 Fax



DEPARTMENT OF GENERAL SERVICES - FACILITIES MANAGEMENT DIVISIONS

OFFICE BUILDING 8 & 9 (039 & 045) FIRE LIFE SAFETY UPGRADE

707 3rd Street, West Sacramento, CA 95605
CONSTRUCTION DOCUMENTS



SCALE
AS INDICATED

REVISIONS

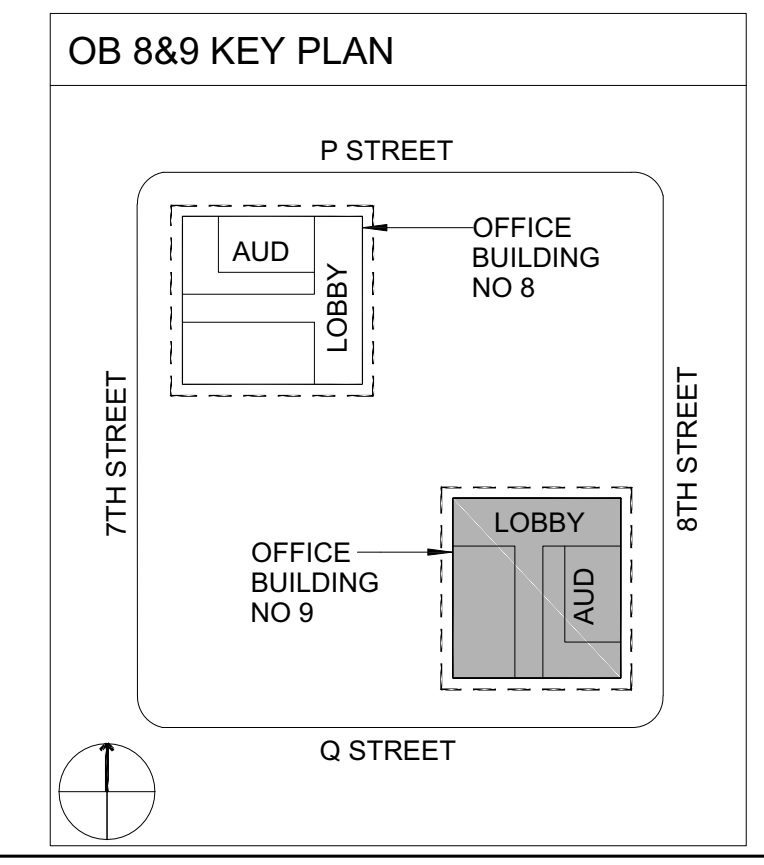
NO.	DESCRIPTION	DATE
01	BACKCHECK 01	4/15/2024

DRAWN BY _____ DRW
APPROVED BY _____ APR
CHECKED BY _____ CHK
DATE 08 December, 2023

TITLE
ELEVENTH FLOOR PLAN - NEW FIRE ALARM

PROJECT NO. 00000000

E2.9.11
SHEET NO. _____
ISSUE DATE: OCTOBER 25, 2024



ECOM ENGINEERING
1455 RESPONSE ROAD, SUITE 140
SACRAMENTO, CA 95815
916.641.5600
916.641.1640 FAX
WWW.ECOMENG.COM

JOB NO. 17-L155.11 PW, AM
DESIGNER: AM
DRAWN BY: ECOM

NUMBERED NOTES

- ① NEW FIRE ALARM TERMINAL CABINET, 120V. INTERCEPT AND EXTEND EXISTING BRANCH CIRCUIT AS INDICATED.

Dewberry Architects Inc.
 301 N Lake Ave Suite 320
 Pasadena, CA 91101-5112
 916.239.7244 Phone
 916.239.7245 Fax

AGENCY APPROVAL

OFFICE OF THE STATE FIRE MARSHAL
 APPROVED FIRE AND PANIC ONLY



Approval of this plan does not authorize or approve any omission or deviation from applicable regulations. Final approval is subject to field inspection. One set of approved plans shall be available on the project site at all times.

IDENTIFICATION STAMP
 DIV. OF THE STATE ARCHITECT
 APP: 02-122924 INC.
 REVIEWED FOR
 SS FLS ACS
 DATE: 10/21/2024


DEPARTMENT OF GENERAL SERVICES - FACILITIES MANAGEMENT DIVISIONS

OFFICE BUILDING 8 & 9 (039 & 045) FIRE LIFE SAFETY UPGRADE

707 3rd Street, 3rd Floor, West Sacramento, CA 95605

CONSTRUCTION DOCUMENTS

SEAL



SCALE

AS INDICATED

REVISIONS

NO.	DESCRIPTION	DATE
01	BACKCHECK 01	4/15/2024

DRAWN BY _____ DRW
 APPROVED BY _____ APR
 CHECKED BY _____ CHK
 DATE _____ 08 December, 2023

TITLE

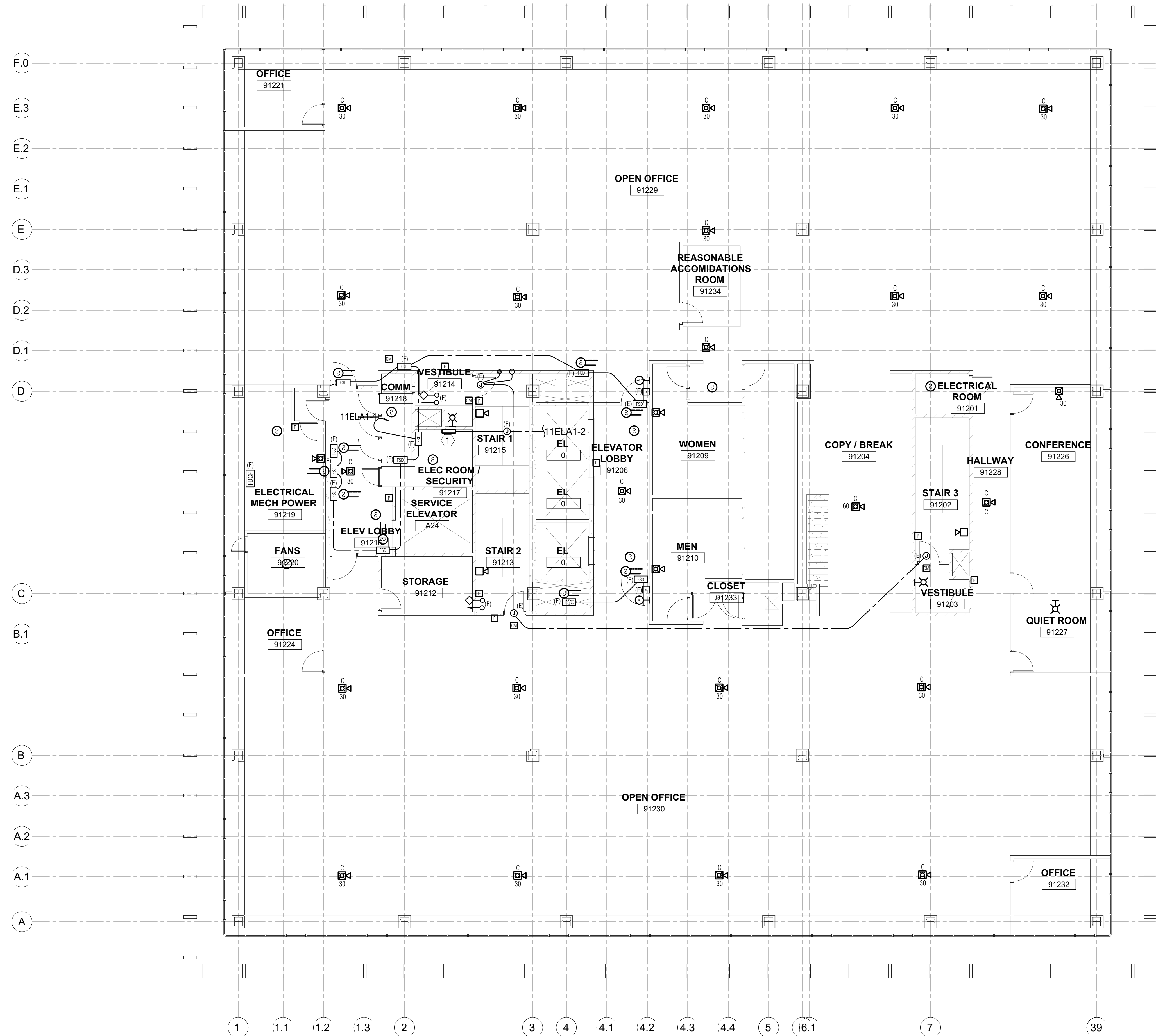
TWELFTH FLOOR PLAN - NEW FIRE ALARM

PROJECT NO. 00000000

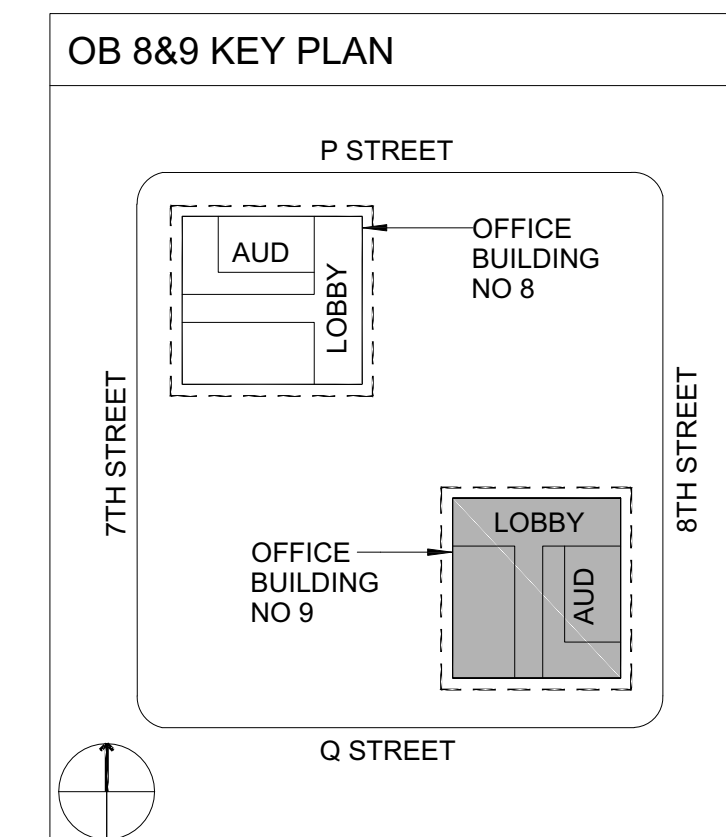
E2.9.12

SHEET NO. _____


ISSUE DATE: OCTOBER 25, 2024



1 OFFICE BUILDING #9 - TWELFTH FLOOR PLAN - NEW FIRE ALARM (FOR REFERENCE ONLY)
 SCALE: 1/8" = 1'-0"



ECOM ENGINEERING
 1455 RESPONSE ROAD, SUITE 140
 SACRAMENTO, CA 95815
 916.641.5600
 916.641.1640 FAX
 WWW.ECOMENG.COM
 JOB NO: 17-L155.11 PW: AM
 DESIGNER: AM
 DRAWN BY: ECOM



1
SCALE: 1/8" = 1'-0"

NUMBERED NOTES

- ① NEW FIRE ALARM TERMINAL CABINET, 120V. INTERCEPT AND EXTEND EXISTING BRANCH CIRCUIT AS INDICATED.


Dewberry Architects Inc.
301 N Lake Ave. Suite 320
Pasadena, CA 91101-5112
916.239.7244 Phone
916.239.7245 Fax

AGENCY APPROVAL



IDENTIFICATION STAMP
DIV. OF THE STATE ARCHITECT
APP: 02-122924 INC.
REVIEWED FOR
SS FLS ACS
DATE: 10/21/2024

DEPARTMENT OF GENERAL SERVICES - FACILITIES MANAGEMENT DIVISIONS
OFFICE BUILDING 8 & 9 (039 & 045) FIRE LIFE SAFETY UPGRADE
707 3rd Street, 3rd Floor, West Sacramento, CA 95605
CONSTRUCTION DOCUMENTS



SCALE AS INDICATED

REVISIONS

NO.	DESCRIPTION	DATE
01	BACKCHECK 01	4/15/2024

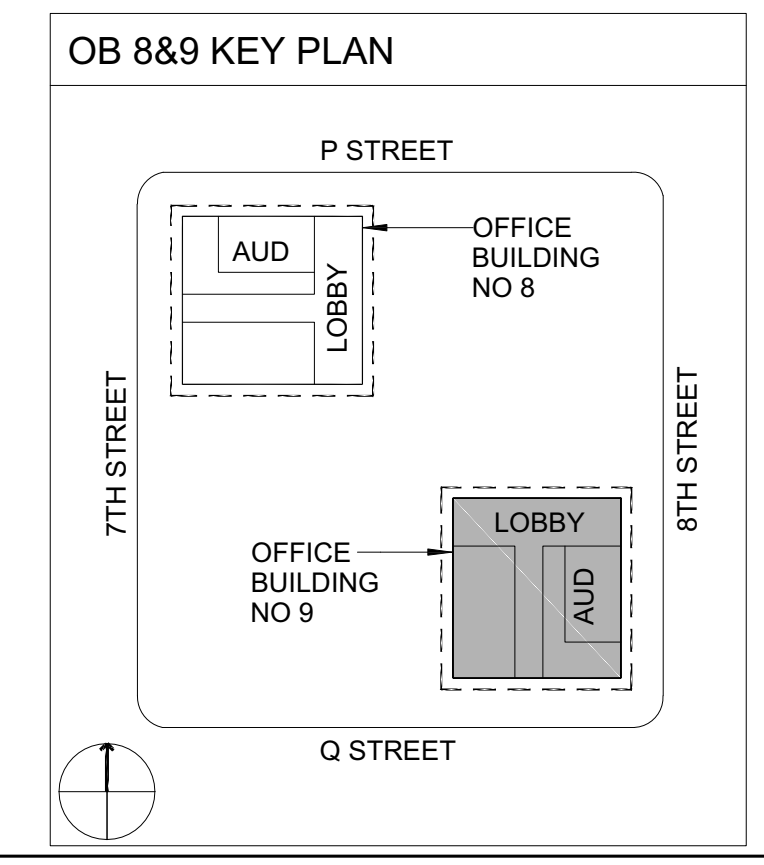
DRAWN BY _____ DRW
APPROVED BY _____ APR
CHECKED BY _____ CHK
DATE _____ 08 December, 2023

THIRTEENTH FLOOR PLAN - NEW FIRE ALARM


PROJECT NO. 00000000

E2.9.13

SHEET NO. ISSUE DATE: OCTOBER 25, 2024



ECOM
ENGINEERING
1455 RESPONSE ROAD, SUITE 140
SACRAMENTO, CA 95815
916.641.5600
916.641.1640 FAX
WWW.ECOMENG.COM
JOB NO. 17-L155.11 PM AM
DESIGNERS AM
DRAWN BY ECOM



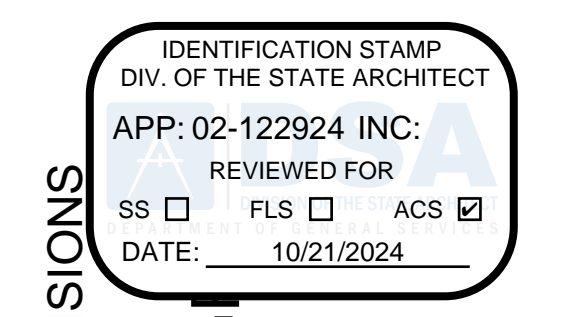
1 OFFICE BUILDING #9 - FOURTEENTH FLOOR PLAN - NEW FIRE ALARM (FOR REFERENCE ONLY)
 SCALE: 1/8" = 1'-0"

NUMBERED NOTES


- 1 NEW FIRE ALARM TERMINAL CABINET, 120V. INTERCEPT AND EXTEND EXISTING BRANCH CIRCUIT AS INDICATED.

Dewberry Architects Inc.
 301 N Lake Ave Suite 320
 Pasadena, CA 91101-5112
 916.239.7244 Phone
 916.239.7245 Fax

AGENCY APPROVAL



DEPARTMENT OF GENERAL SERVICES - FACILITIES MANAGEMENT DIVISIONS
OFFICE BUILDING 8 & 9 (039 & 045) FIRE LIFE SAFETY UPGRADE
 707 3rd Street, 3rd Floor, West Sacramento, CA 95605
 CONSTRUCTION DOCUMENTS



SCALE: AS INDICATED

REVISIONS		
NO.	DESCRIPTION	DATE
01	BACKCHECK 01	4/15/2024

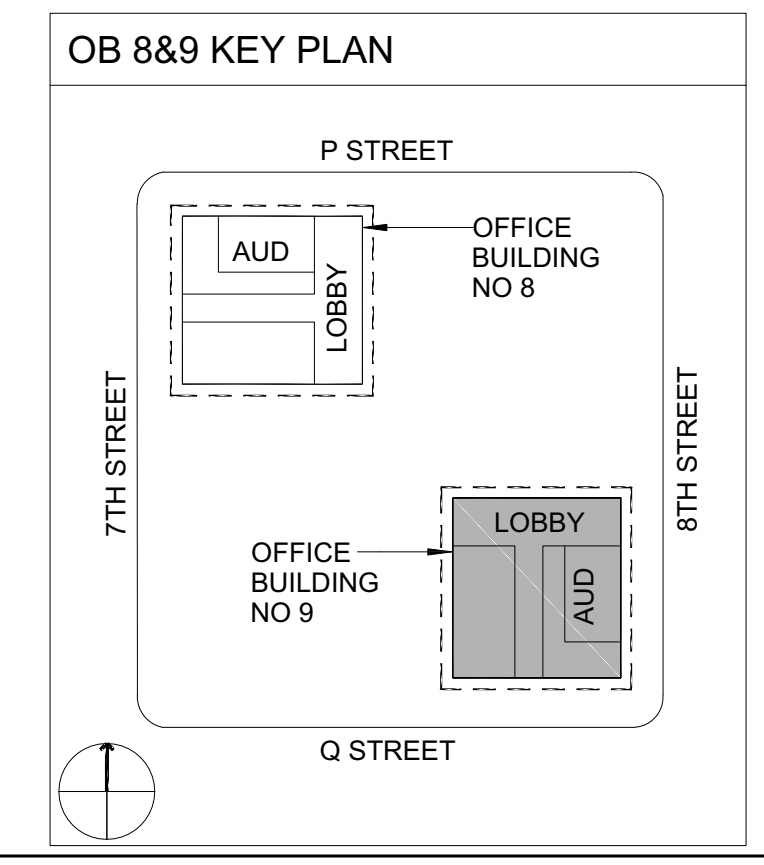
DRAWN BY: _____ DRW
 APPROVED BY: _____ APR
 CHECKED BY: _____ CHK
 DATE: _____ 08 December, 2023

TITLE: **FOURTEENTH FLOOR PLAN - NEW FIRE ALARM**

PROJECT NO. 00000000

SHEET NO. **E2.9.14**

ISSUE DATE: OCTOBER 25, 2024 V2



ECOM ENGINEERING
 1455 RESPONSE ROAD, SUITE 140
 SACRAMENTO, CA 95815
 916.641.5600
 916.641.1640 FAX
 WWW.ECOMENG.COM
 JOB NO. 17-L155.11 PM, AM
 DESIGNER: AM
 DRAWN BY: ECOM

NUMBERED NOTES

- ① NEW FIRE ALARM TERMINAL CABINET, 120V. INTERCEPT AND EXTEND EXISTING BRANCH CIRCUIT AS INDICATED.

Dewberry Architects Inc.
 301 N Lake Ave, Suite 320
 Pasadena, CA 91101-5112
 916.239.7244 Phone
 916.239.7245 Fax

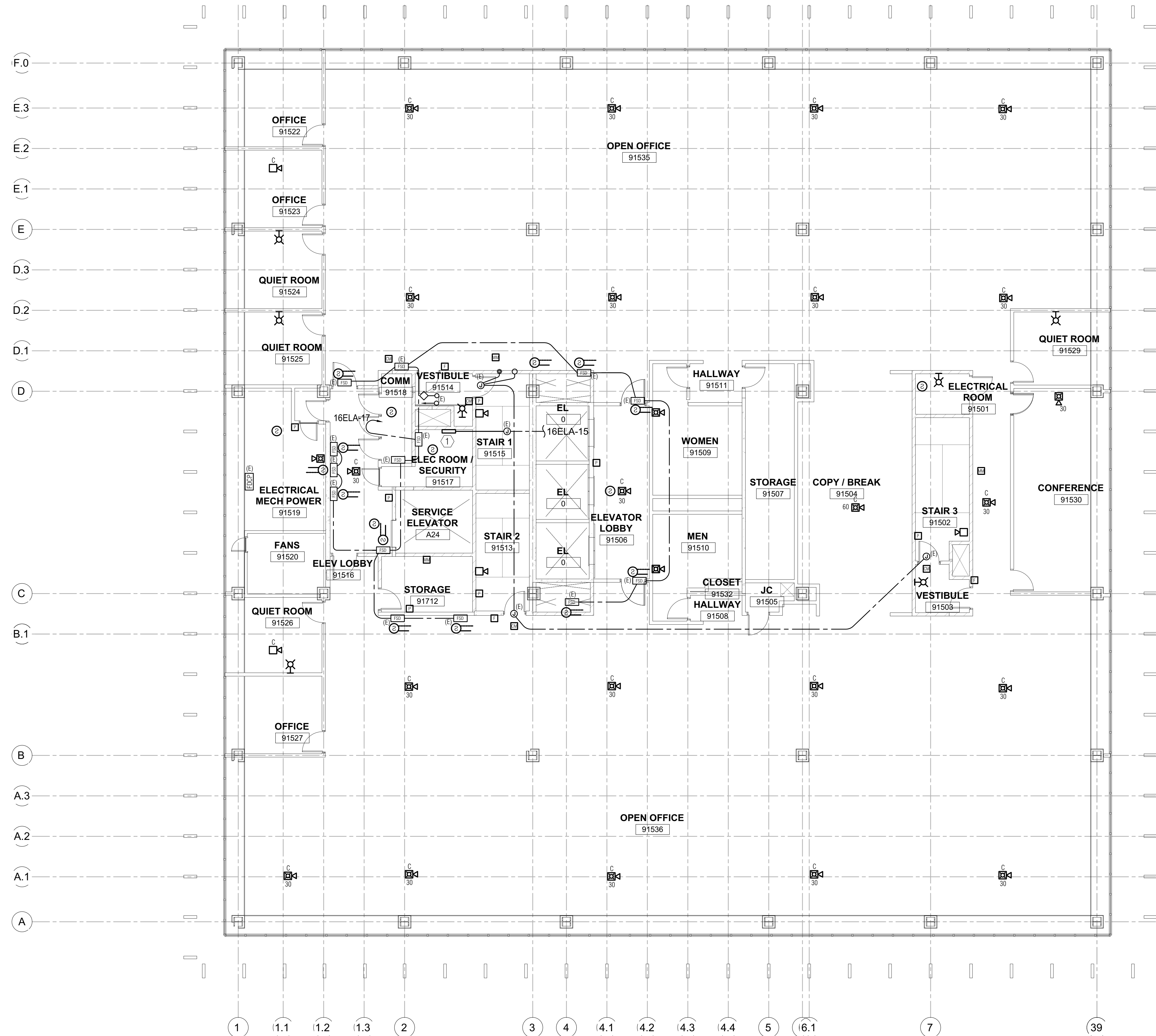
AGENCY APPROVAL

OFFICE OF THE STATE FIRE MARSHAL
APPROVED FIRE AND PANIC ONLY



Approval of this plan does not authorize or approve any omission or deviation from applicable regulations. Final approval is subject to field inspection. One set of approved plans shall be available on the project site at all times.

IDENTIFICATION STAMP
 DIV. OF THE STATE ARCHITECT
 APP: 02-122924 INC.
 REVIEWED FOR
 SS FLS ACS
 DATE: 10/21/2024



① OFFICE BUILDING #9 - FIFTEENTH FLOOR PLAN - NEW FIRE ALARM (FOR REFERENCE ONLY)

SCALE: 1/8" = 1'-0"


DEPARTMENT OF GENERAL SERVICES - FACILITIES MANAGEMENT DIVISIONS

OFFICE BUILDING 8 & 9 (039 & 045) FIRE LIFE SAFETY UPGRADE

707 3rd Street, 3rd Floor, West Sacramento, CA 95605

CONSTRUCTION DOCUMENTS

SEAL



SCALE

AS INDICATED

REVISIONS

NO.	DESCRIPTION	DATE
01	BACKCHECK 01	4/15/2024

DRAWN BY _____ DRW
 APPROVED BY _____ APR
 CHECKED BY _____ CHK
 DATE _____ 08 December, 2023

TITLE

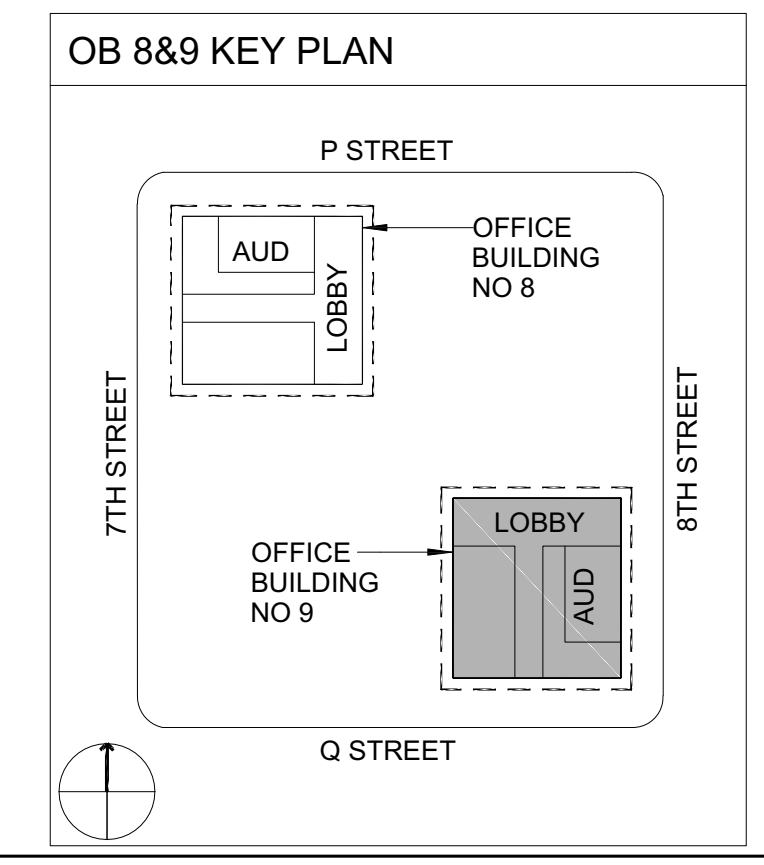
FIFTEENTH FLOOR PLAN - NEW FIRE ALARM

PROJECT NO. 00000000

E2.9.15

SHEET NO.

ISSUE DATE: OCTOBER 25, 2024



ECOM ENGINEERING
 1455 RESPONSE ROAD, SUITE 140
 SACRAMENTO, CA: 95815
 916.641.5600
 916.641.1640 FAX
 WWW.ECOMENG.COM

JOB NO: 17-L155.11 PM, AM
 DESIGNER: AM
 DRAWN BY: ECOM

NUMBERED NOTES

- ① NEW FIRE ALARM TERMINAL CABINET, 120V. INTERCEPT AND EXTEND EXISTING BRANCH CIRCUIT AS INDICATED.

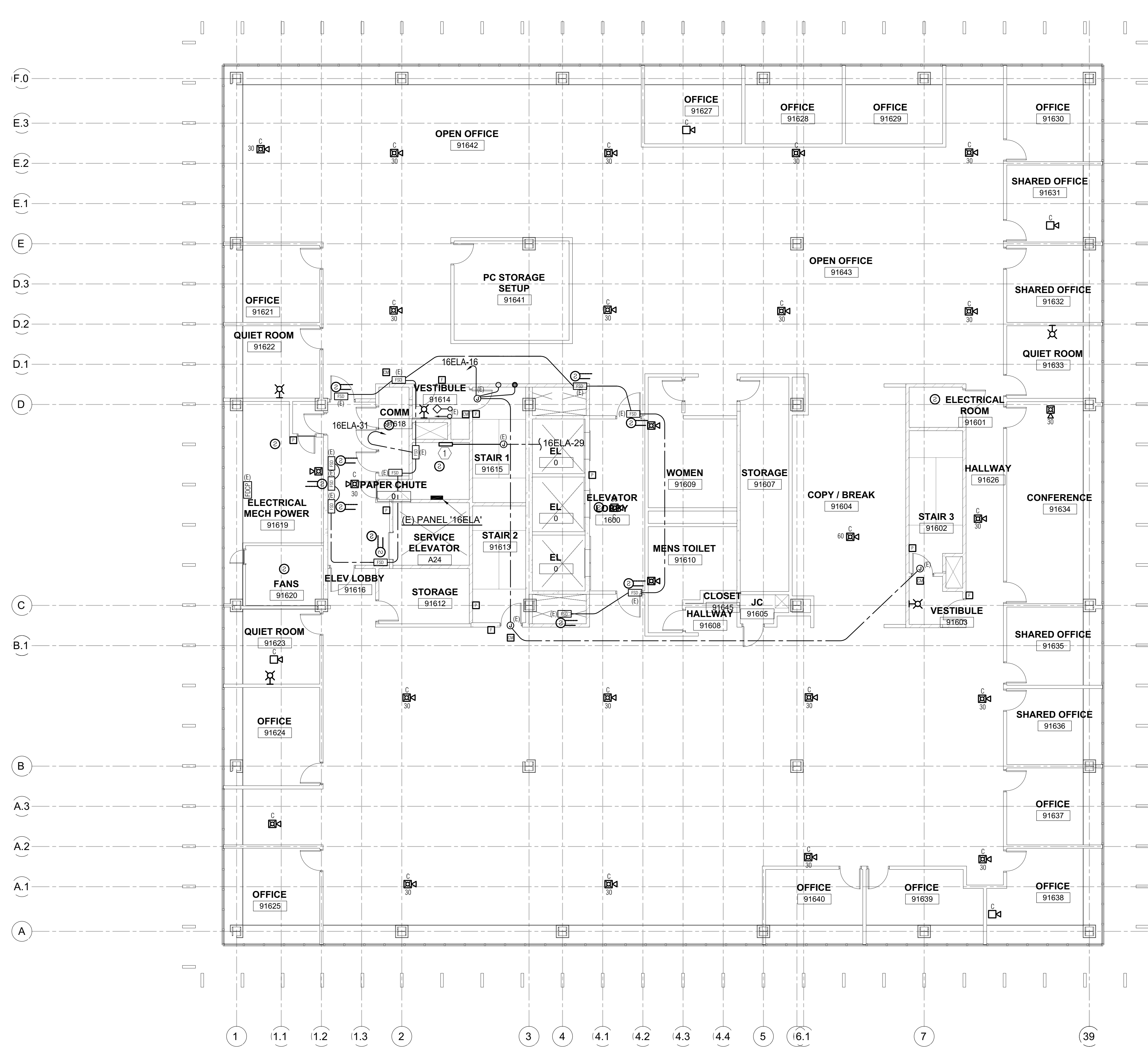
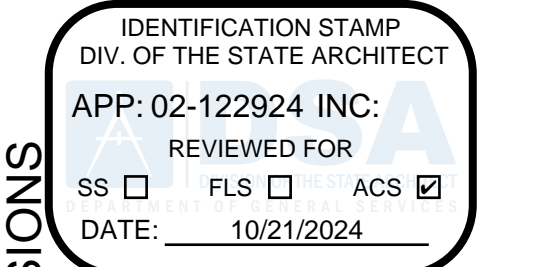
Dewberry Architects Inc.
301 N Lake Ave Suite 320
Pasadena, CA 91101-5112
916.239.7244 Phone
916.239.7245 Fax

AGENCY APPROVAL

OFFICE OF THE STATE FIRE MARSHAL
APPROVED FIRE AND PANIC ONLY



Approval of this plan does not authorize or approve any omission or deviation from applicable regulations. Final approval is subject to field inspection. One set of approved plans shall be available on the project site at all times.



① OFFICE BUILDING #9 - SIXTEENTH FLOOR PLAN - NEW FIRE ALARM (FOR REFERENCE ONLY)

SCALE: 1/8" = 1'-0"


DEPARTMENT OF GENERAL SERVICES - FACILITIES MANAGEMENT DIVISIONS

OFFICE BUILDING 8 & 9 (039 & 045) FIRE LIFE SAFETY UPG

707 3rd Street, 3rd Floor, West Sacramento, CA 95605

CONSTRUCTION DOCUMENTS

SEAL



SCALE

AS INDICATED

REVISIONS

NO.	DESCRIPTION	DATE
01	BACKCHECK 01	4/15/2024

DRAWN BY _____ DRW
 APPROVED BY _____ APR
 CHECKED BY _____ CHK
 DATE _____ 08 December, 2023

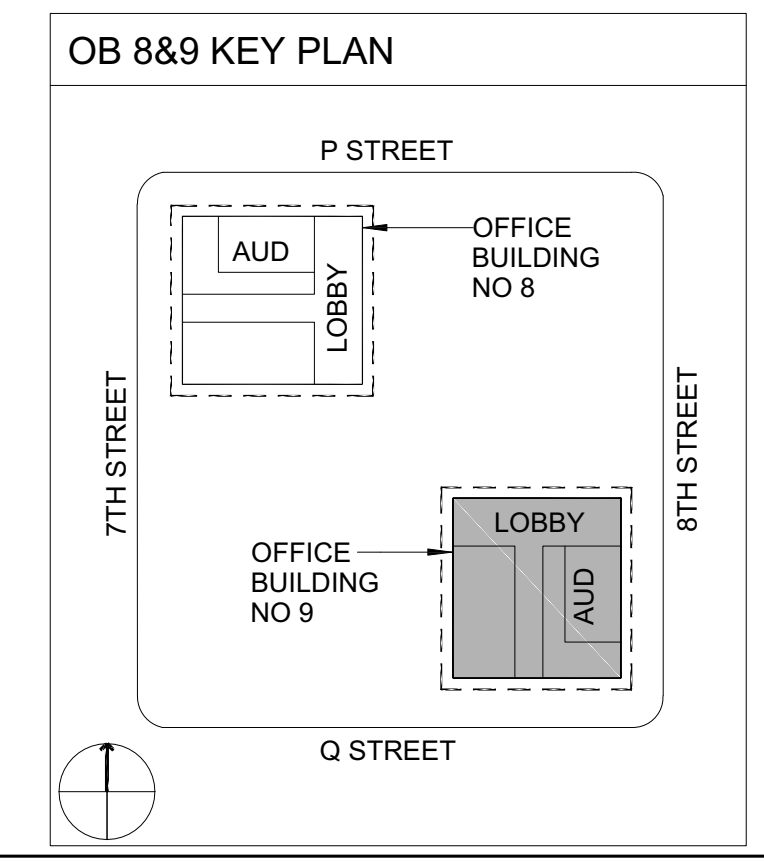
TITLE

SIXTEENTH FLOOR PLAN - NEW FIRE ALARM

PROJECT NO. 00000000

E2.9.16

SHEET NO. ISSUE DATE: OCTOBER 25, 2024



ECOM ENGINEERING
 1455 RESPONSE ROAD, SUITE 140
 SACRAMENTO, CA: 95815
 916.641.5600
 916.641.1640 FAX
 WWW.ECOMENG.COM

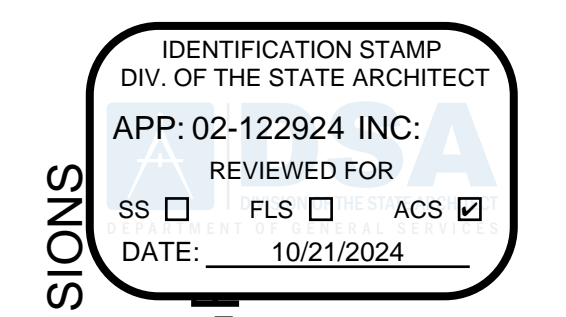
JOB NO. 17-L155.11 PM, AM
 DESIGNER: AM
 DRAWN BY: ECOM

NUMBERED NOTES

- ① NEW FIRE ALARM TERMINAL CABINET, 120V. INTERCEPT AND EXTEND EXISTING BRANCH CIRCUIT AS INDICATED.

Dewberry Architects Inc.
301 N Lake Ave, Suite 320
Pasadena, CA 91101-5112
916.239.7244 Phone
916.239.7245 Fax


AGENCY APPROVAL



DEPARTMENT OF GENERAL SERVICES - FACILITIES MANAGEMENT DIVISIONS

OFFICE BUILDING 8 & 9 (039 & 045) FIRE LIFE SAFETY UPGRADE

707 3rd Street, West Sacramento, CA 95605
CONSTRUCTION DOCUMENTS



SCALE AS INDICATED

REVISIONS		
NO.	DESCRIPTION	DATE
01	BACKCHECK 01	4/15/2024


DRAWN BY _____ DRW
APPROVED BY _____ APR
CHECKED BY _____ CHK
DATE 08 December, 2023

TITLE
SEVENTEENTH FLOOR PLAN - NEW FIRE ALARM

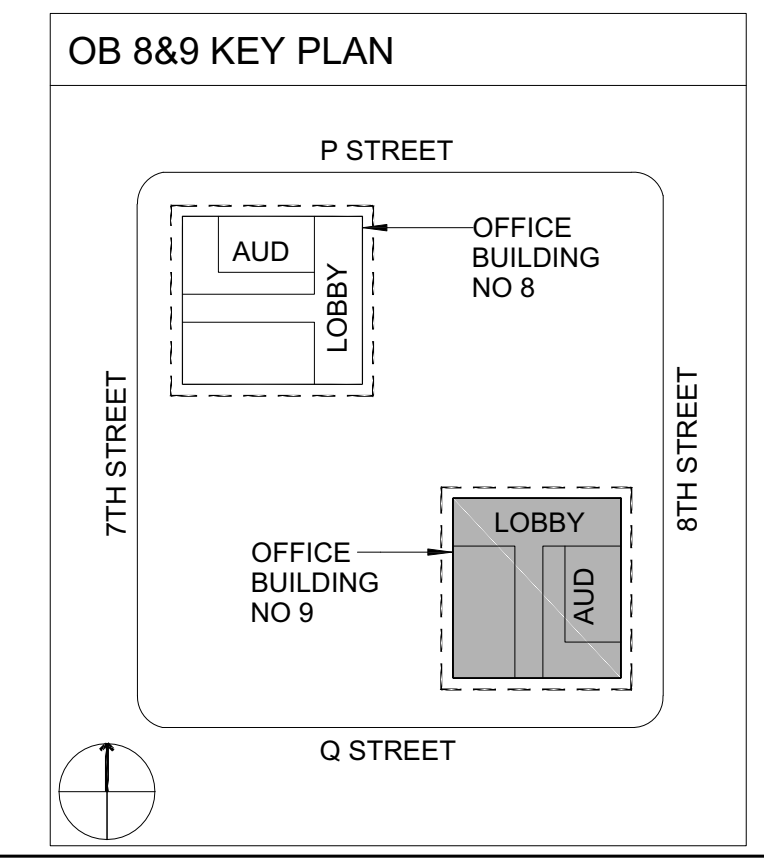
PROJECT NO. 00000000

E2.9.17

SHEET NO. _____
ISSUE DATE: OCTOBER 25, 2024



① OFFICE BUILDING #9 - SEVENTEENTH FLOOR PLAN - NEW FIRE ALARM (FOR REFERENCE ONLY) SCALE: 1/8" = 1'-0"



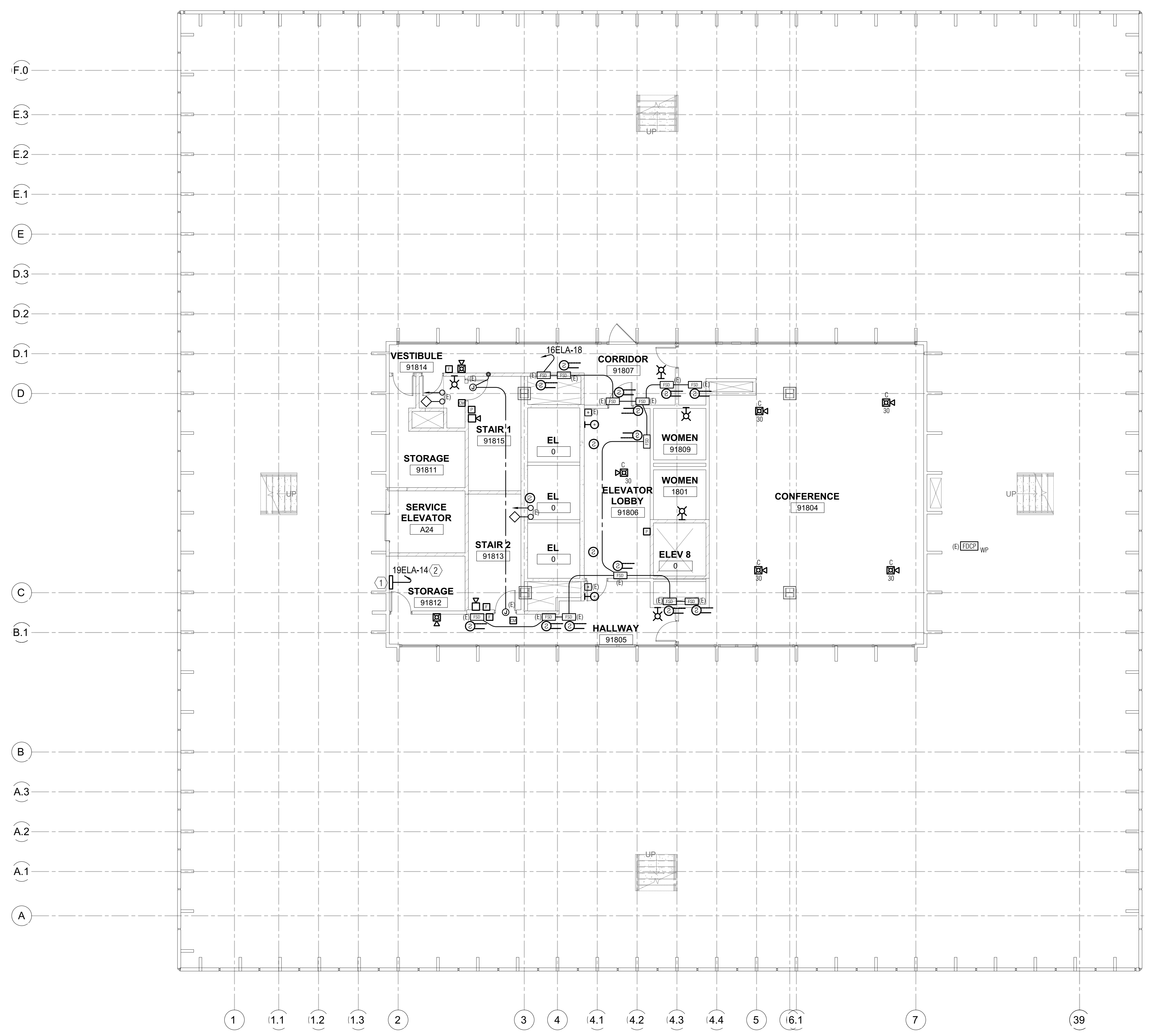
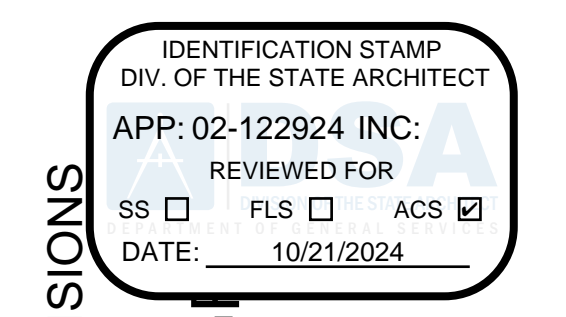
ECOM ENGINEERING
1455 RESPONSE ROAD, SUITE 140
SACRAMENTO, CA 95815
916.641.5600
916.641.1640 FAX
WWW.ECOMENG.COM
JOB NO. 17-L155.11 PM, AM
DESIGNERS AM
DRAWN BY ECOM

NUMBERED NOTES

- ① NEW FIRE ALARM TERMINAL CABINET, 120V.
- ② PROVIDE NEW 20A/1P CIRCUIT BREAKER IN EXISTING SPACE. MATCH EXISTING TYPE AND AIC RATINGS.

Dewberry Architects Inc.
301 N Lake Ave Suite 320
Pasadena, CA 91101-5112
916.239.7244 Phone
916.239.7245 Fax

AGENCY APPROVAL




1 OFFICE BUILDING #9 - EIGHTEENTH FLOOR PLAN - NEW FIRE ALARM (FOR REFERENCE ONLY)
SCALE: 1/8" = 1'-0"

DEPARTMENT OF GENERAL SERVICES - FACILITIES MANAGEMENT DIVISIONS

OFFICE BUILDING 8 & 9 (039 & 045) FIRE LIFE SAFETY UPGRADE

707 3rd Street, 3rd Floor, West Sacramento, CA 95605
CONSTRUCTION DOCUMENTS

SEAL



SCALE

AS INDICATED

REVISIONS

NO.	DESCRIPTION	DATE
01	BACKCHECK 01	4/15/2024

DRAWN BY _____ DRW
APPROVED BY _____ APR
CHECKED BY _____ CHK
DATE _____ 08 December, 2023

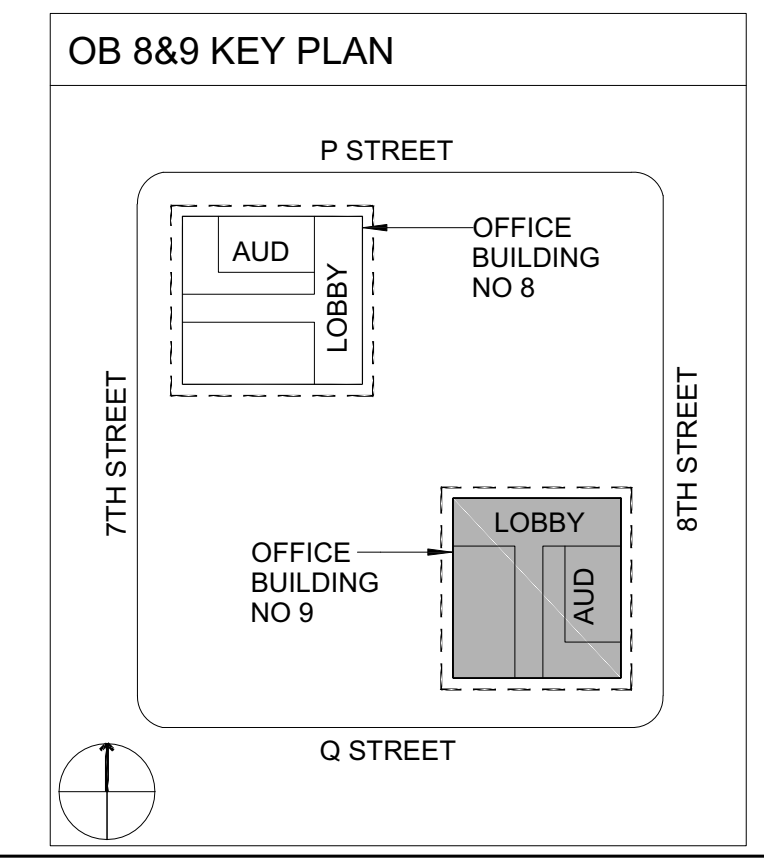
TITLE

EIGHTEENTH FLOOR PLAN - NEW FIRE ALARM

PROJECT NO. 00000000

E2.9.18

SHEET NO. _____
ISSUE DATE: OCTOBER 25, 2024



ECOM ENGINEERING
1455 RESPONSE ROAD, SUITE 140
SACRAMENTO, CA 95815
916.641.5600
916.641.1640 FAX
WWW.ECOMENG.COM

JOB NO. 17-L155.11 PM, AM
DESIGNERS: AM
DRAWN BY: ECOM

NUMBERED NOTES

- ① NEW FIRE ALARM TERMINAL CABINET, 120V. EXTEND/INTERCEPT EXISTING BRANCH CIRCUIT AS INDICATED.

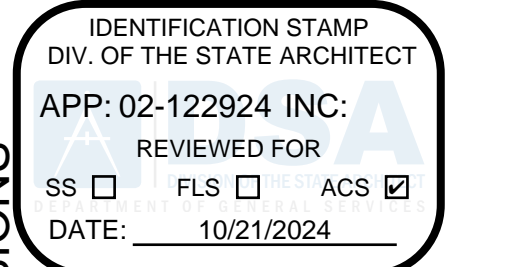
Dewberry Architects Inc.
 301 N Lake Ave, Suite 320
 Pasadena, CA 91101-5112
 916.239.7244 Phone
 916.239.7245 Fax

AGENCY APPROVAL

OFFICE OF THE STATE FIRE MARSHAL
 APPROVED FIRE AND PANIC ONLY




Approval of this plan does not authorize or approve any omission or deviation from applicable regulations. Final approval is subject to field inspection. One set of approved plans shall be available on the project site at all times.



DEPARTMENT OF GENERAL SERVICES - FACILITIES MANAGEMENT DIVISIONS
OFFICE BUILDING 8 & 9 (039 & 045) FIRE LIFE SAFETY UPGRADE
 707 3rd Street, 3rd Floor, West Sacramento, CA 95605
 CONSTRUCTION DOCUMENTS

SEAL



SCALE

AS INDICATED

REVISIONS

NO.	DESCRIPTION	DATE
01	BACKCHECK 01	4/15/2024

DRAWN BY _____ DRW
 APPROVED BY _____ APR
 CHECKED BY _____ CHK
 DATE _____ 08 December, 2023

TITLE

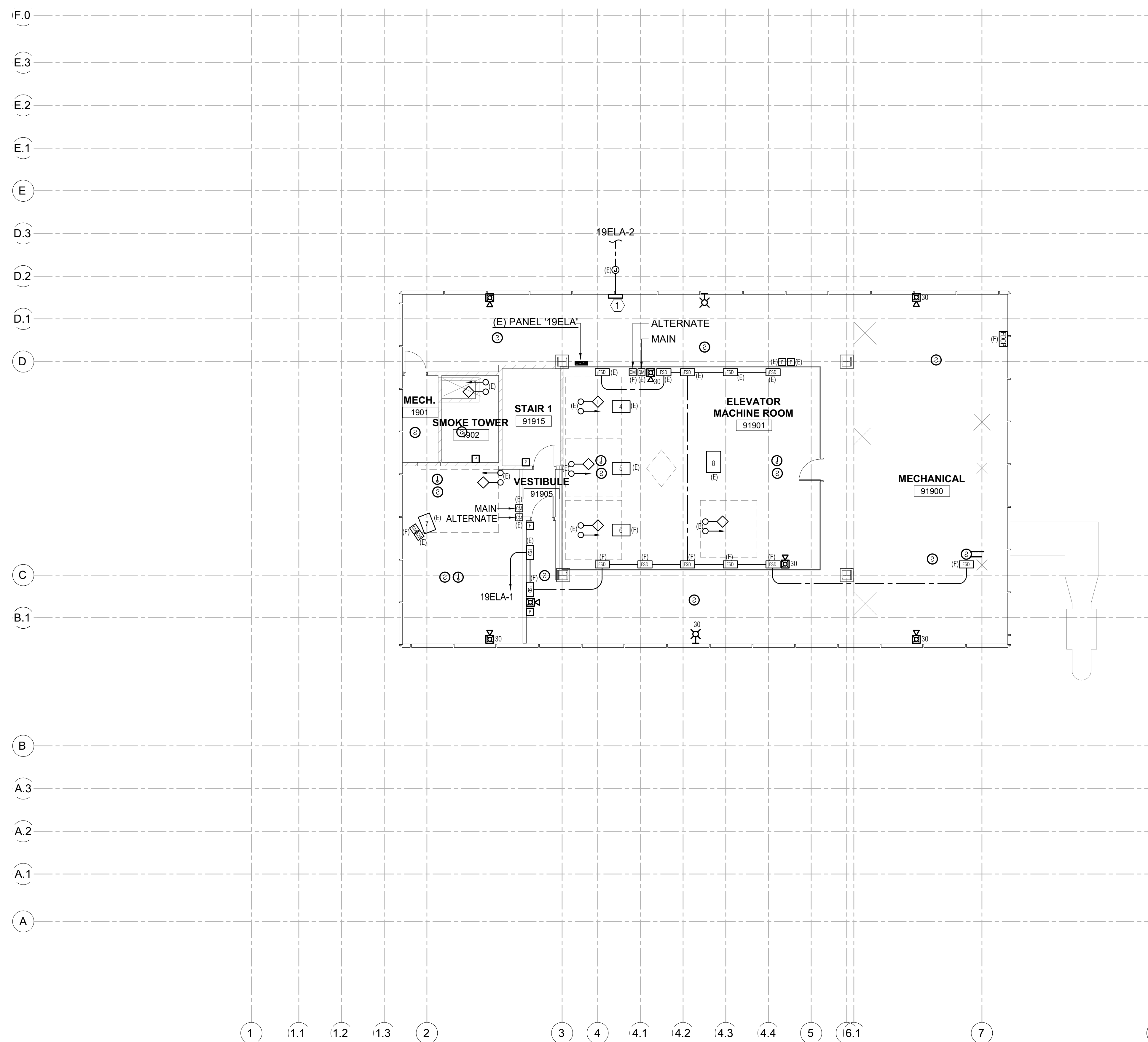
NINETEENTH FLOOR PLAN - NEW FIRE ALARM

PROJECT NO. 00000000

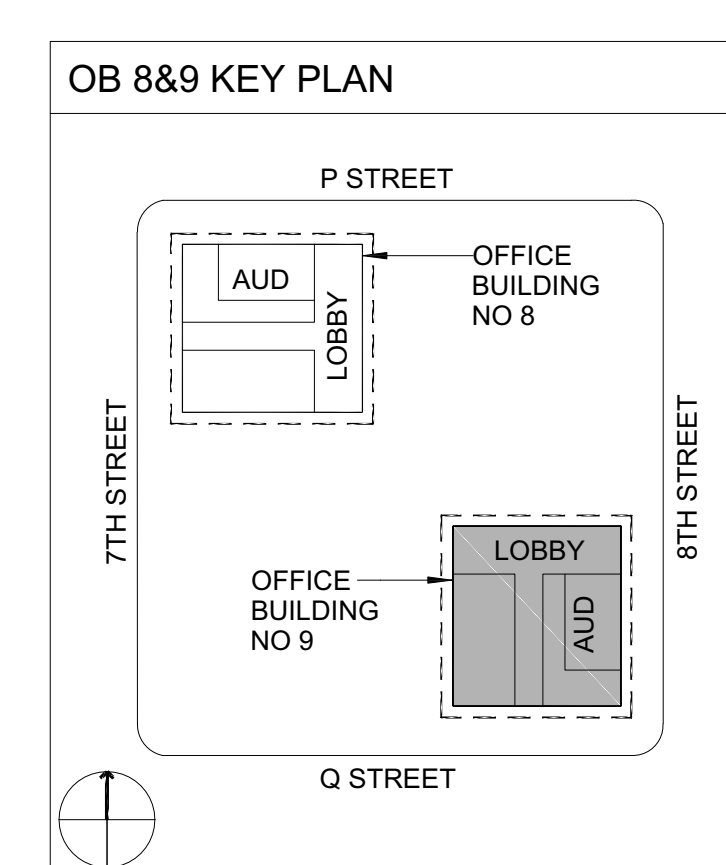
E2.9.19

SHEET NO. _____

ISSUE DATE: OCTOBER 25, 2024



① **OFFICE BUILDING #9 - NINETEENTH FLOOR PLAN - FIRE ALARM (FOR REFERENCE ONLY)**
 SCALE: 1/8" = 1'-0"

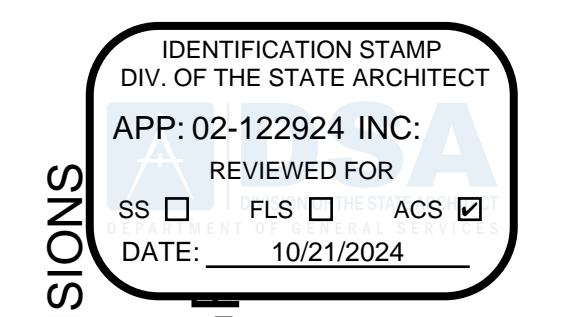


ECOM ENGINEERING
 1455 RESPONSE ROAD, SUITE 140
 SACRAMENTO, CA: 95815
 916.641.5600
 916.641.1640 FAX
 WWW.ECOMENG.COM

JOB NO. 17-L155.11 PM, AM
 DESIGNER: AM
 DRAWN BY: ECOM

Dewberry Architects Inc.
 301 N Lake Ave Suite 320
 Pasadena, CA 91101-5112
 916.239.7244 Phone
 916.239.7245 Fax

AGENCY APPROVAL




DEPARTMENT OF GENERAL SERVICES - FACILITIES MANAGEMENT DIVISIONS

OFFICE BUILDING 8 & 9 (039 & 045) FIRE LIFE SAFETY UPGRADE

707 3rd Street, 3rd Floor, West Sacramento, CA 95605
 CONSTRUCTION DOCUMENTS

SEAL



SCALE

AS INDICATED

REVISIONS

NO.	DESCRIPTION	DATE
01	BACKCHECK 01	4/15/2024

DRAWN BY

_____ DRW

APPROVED BY

_____ APR

CHECKED BY

_____ CHK

DATE

08 December, 2023

TITLE

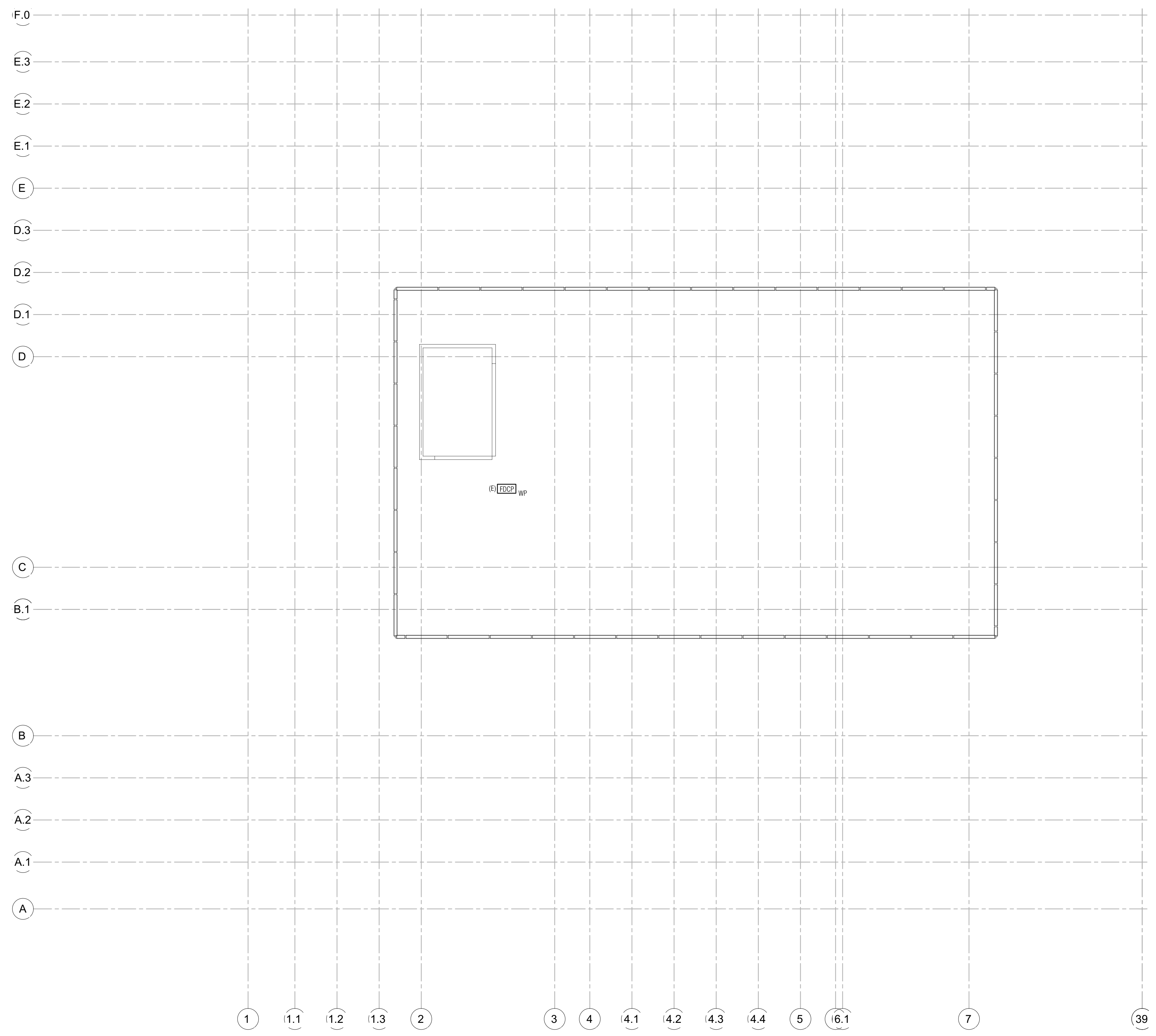
ROOF PLAN - NEW FIRE ALARM

PROJECT NO. 00000000

E2.9.20

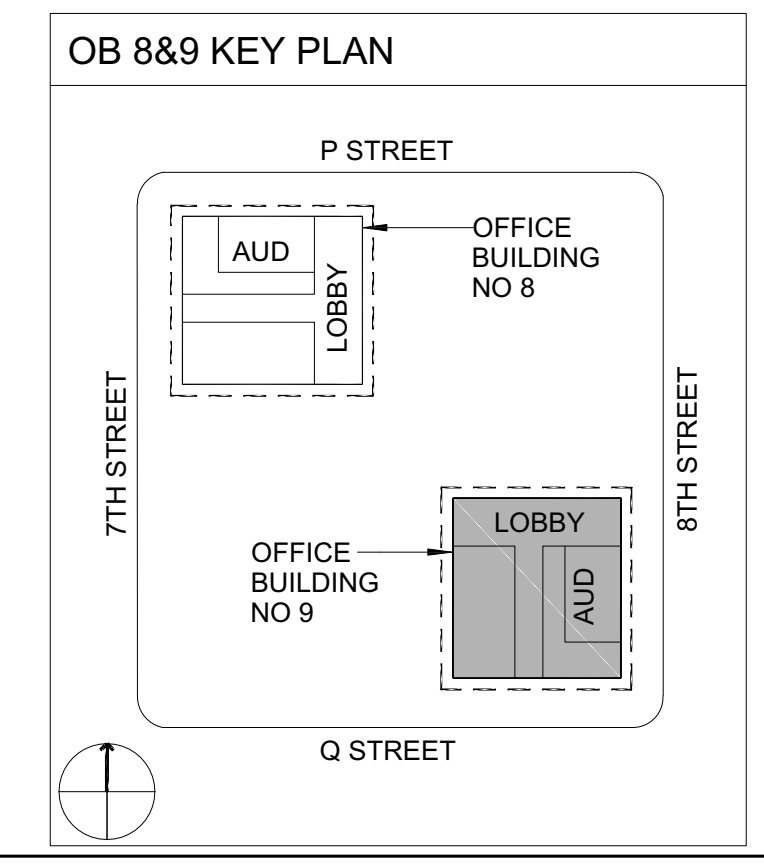
SHEET NO.

ISSUE DATE: OCTOBER 25, 2024



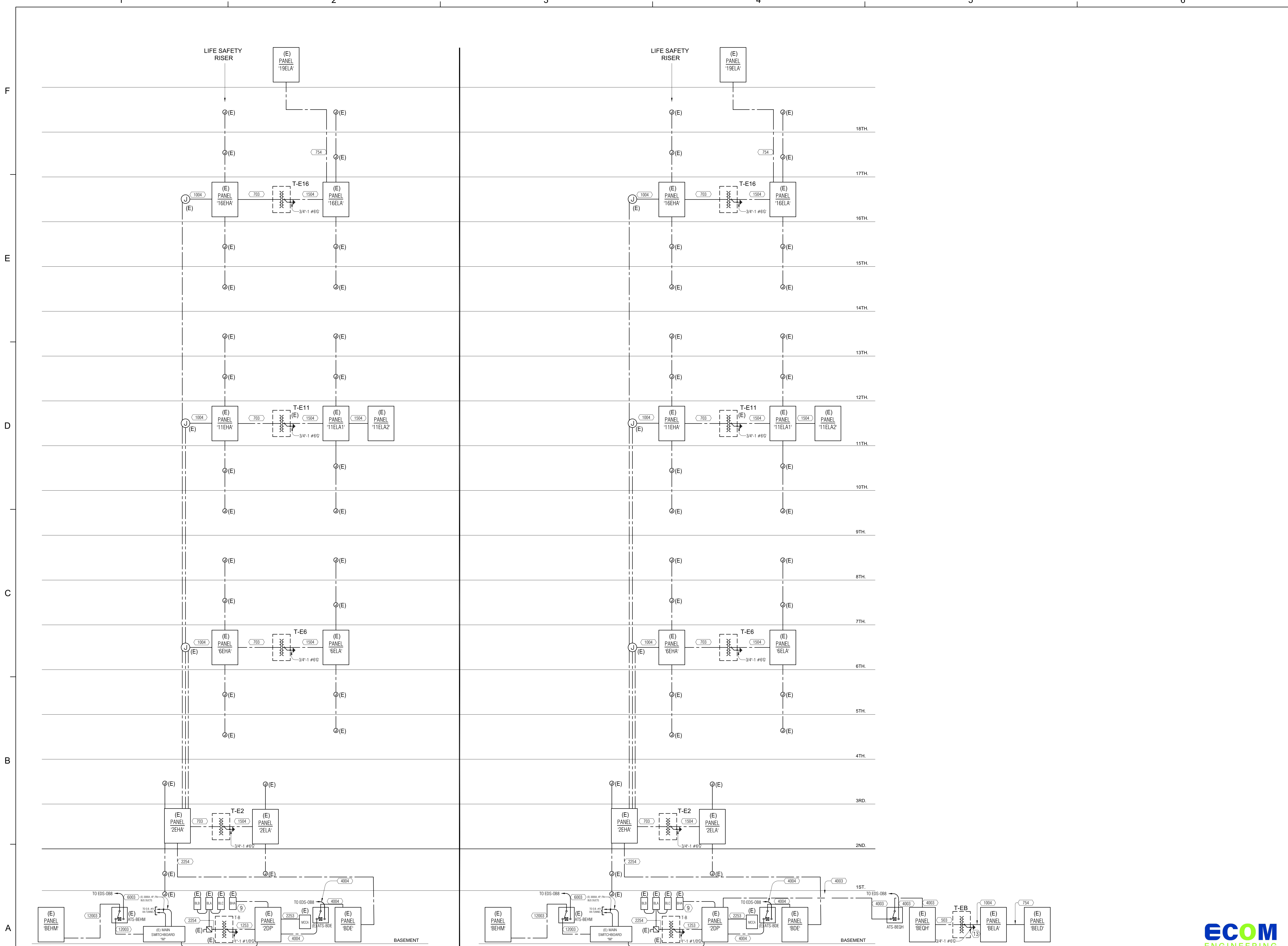
1 OFFICE BUILDING #9 - ROOF PLAN - NEW FIRE ALARM (FOR REFERENCE ONLY)

SCALE: 1/8" = 1'-0"



ECOM
 ENGINEERING
 1455 RESPONSE ROAD, SUITE 140
 SACRAMENTO, CA: 95815
 916.641.5600
 916.641.1640 FAX
 WWW.ECOMENG.COM

JOB NO: 17-L155.11 PM, AM
 DESIGNER: AM
 DRAWN BY: ECOM



1 OB8 PARTIAL ONE LINE DIAGRAM
N.T.S.

2 OB9 PARTIAL ONE LINE DIAGRAM
N.T.S.

Dewberry Architects Inc.
301 N Lake Ave Suite 320
Pasadena, CA 91101-6112
916.239.7244 Phone
916.239.7245 Fax

AGENCY APPROVAL

OFFICE OF THE STATE FIRE MARSHAL
APPROVED FIRE AND PANIC ONLY



Approval of this plan does not authorize or approve any omission or deviation from applicable regulations. Final approval is subject to field inspection. One set of approved plans shall be available on the project site at all times.

IDENTIFICATION STAMP
DIV. OF THE STATE ARCHITECT

APP: 02-122924 INC.
REVIEWED FOR:
SS FLS ACS
DATE: 10/21/2024


DEPARTMENT OF GENERAL SERVICES - FACILITIES MANAGEMENT DIVISIONS

OFFICE BUILDING 8 & 9 (039 & 045) FIRE LIFE SAFETY UPG

707 3rd Street, 3rd Floor, West Sacramento, CA 95605

CONSTRUCTION DOCUMENTS

SEAL



SCALE
AS INDICATED

REVISIONS

NO.	DESCRIPTION	DATE

DRAWN BY _____ DRW
APPROVED BY _____ APR
CHECKED BY _____ CHK
DATE _____ 08 December, 2023

TITLE
PARTIAL ONE LINE DIAGRAM

ECOM
ENGINEERING
1455 RESPONSE ROAD, SUITE 140
SACRAMENTO, CA 95815
916.641.5600
916.641.1640 FAX
WWW.ECOMENG.COM

PROJECT NO. 00000000

DESIGNER: AM
DRAWN BY: ECOM

E5.00


SHEET NO. ISSUE DATE: OCTOBER 25, 2024 V2

AGENCY APPROVAL



IDENTIFICATION STAMP
DIV. OF THE STATE ARCHITECT
APP: 02-122924 INC.
REVIEWED FOR
SS FLS ACS
DATE: 10/21/2024

DEPARTMENT OF GENERAL SERVICES - FACILITIES MANAGEMENT DIVISIONS
OFFICE BUILDING 8 & 9 (039 & 045) FIRE LIFE SAFETY UPG
707 3rd Street, 3rd Floor, West Sacramento, CA 95605
CONSTRUCTION DOCUMENTS



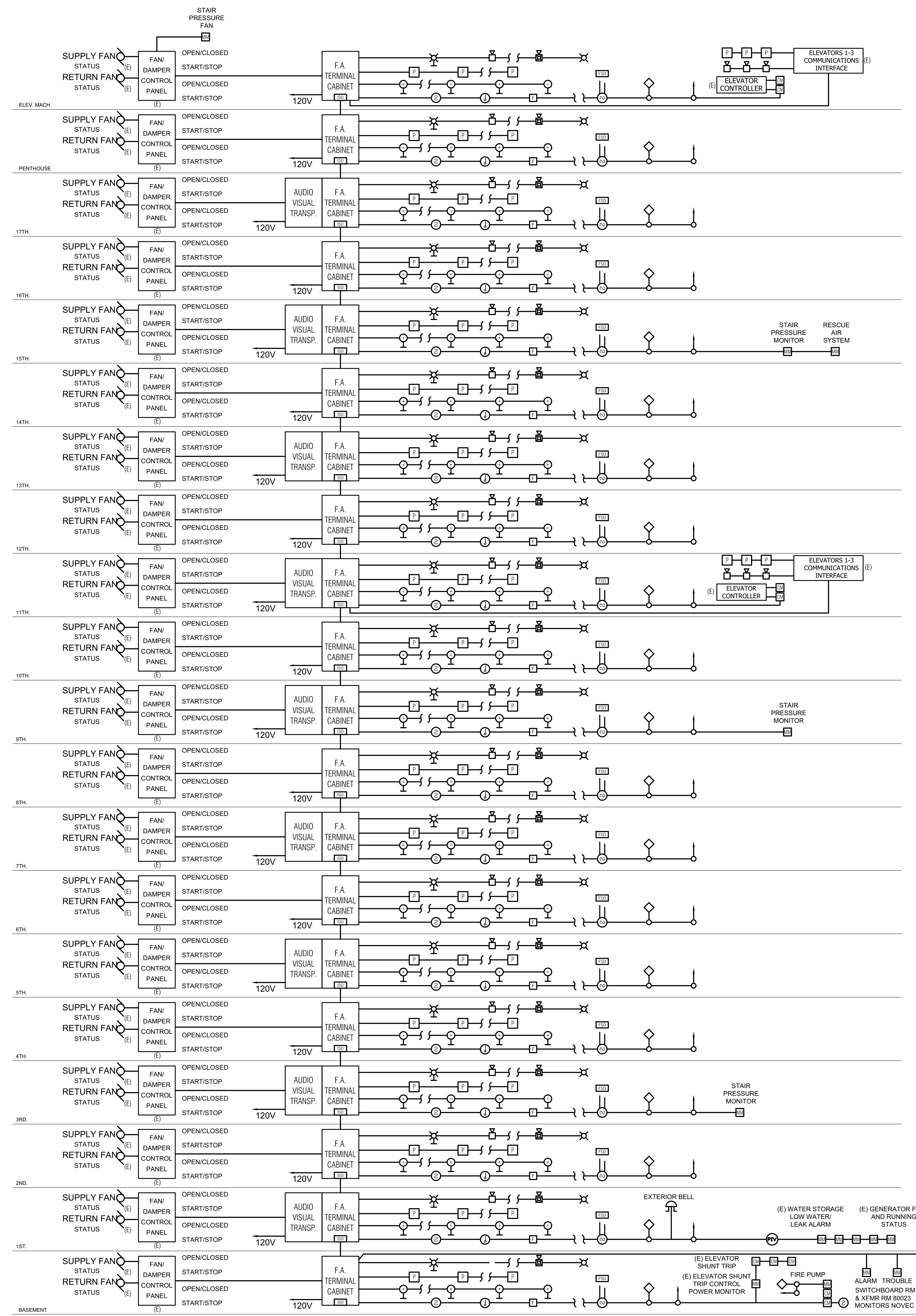
SCALE AS INDICATED

NO.	DESCRIPTION	DATE
01	BACKCHECK 01	4/15/2024

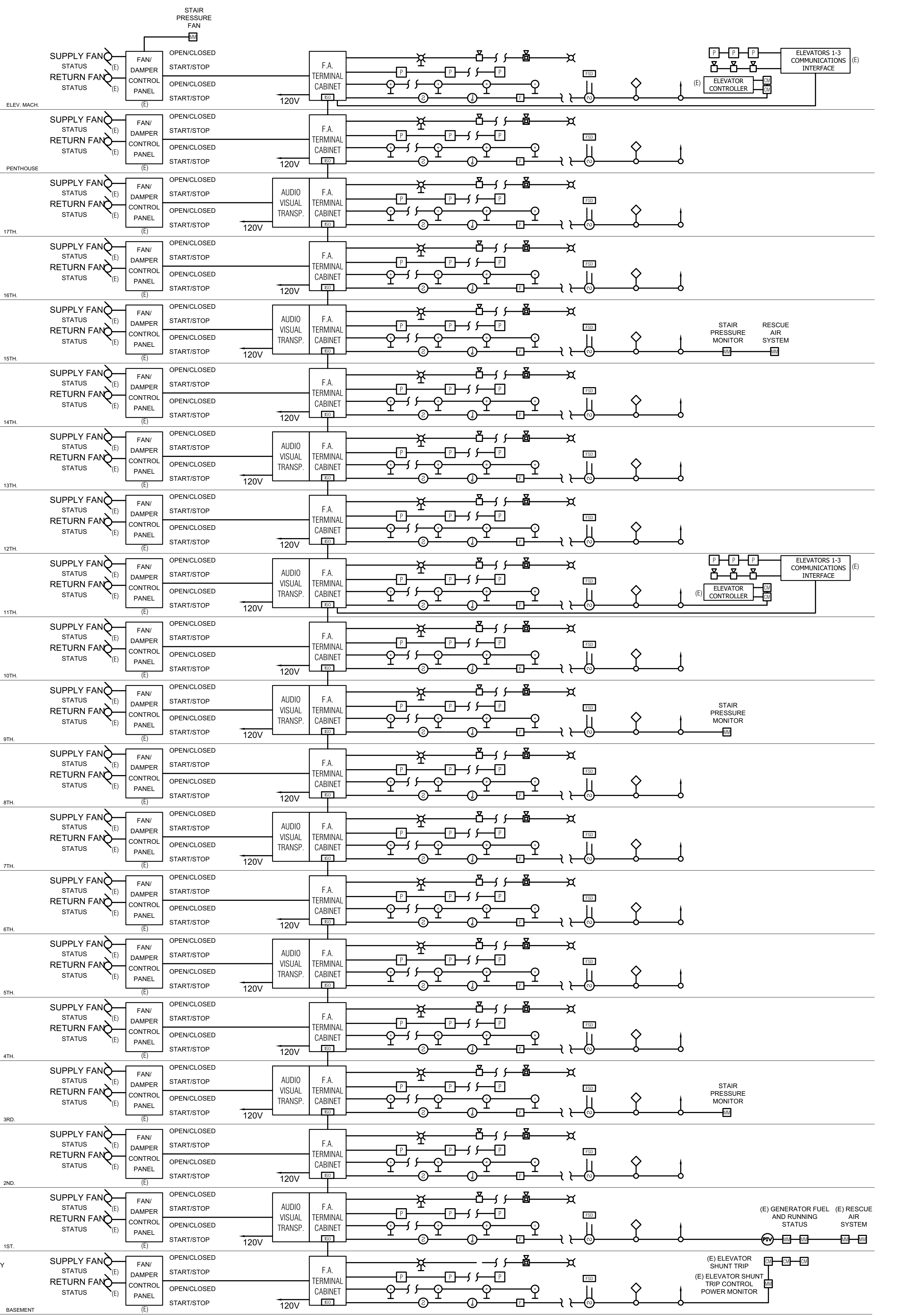
DRAWN BY _____ DRW
APPROVED BY _____ APR
CHECKED BY _____ CHK
DATE: _____ 08 December, 2023

TITLE
BUILDINGS #8 AND #9 FIRE ALARM RISER DIAGRAM
PROJECT NO. 00000000
E5.02
SHEET NO. _____
ISSUE DATE: OCTOBER 25, 2024

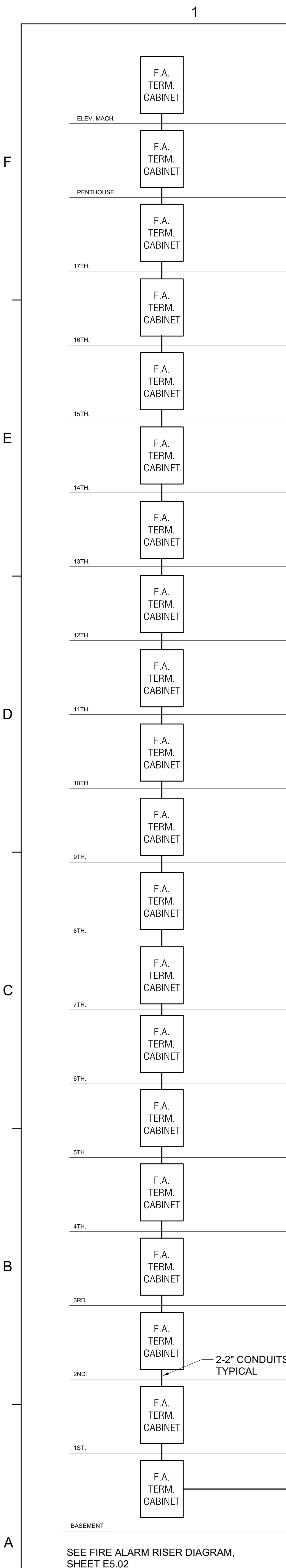
ECOM ENGINEERING
1455 RESPONSE ROAD, SUITE 140
SACRAMENTO, CA: 95815
916.641.9500
916.641.1640 FAX
WWW.ECOMENG.COM
JOB NO: 17-L155.11 PM AM
DESIGNER: AM
DRAWN BY: ECOM



BUILDING #8
(FOR REFERENCE ONLY)



BUILDING #9
(FOR REFERENCE ONLY)

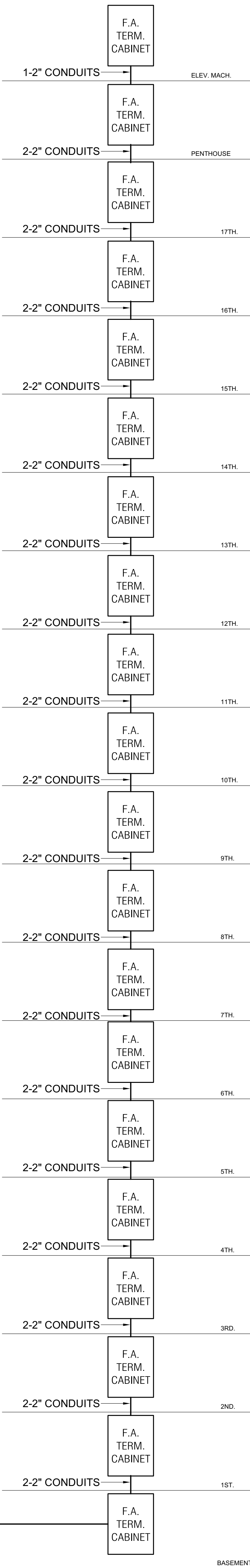
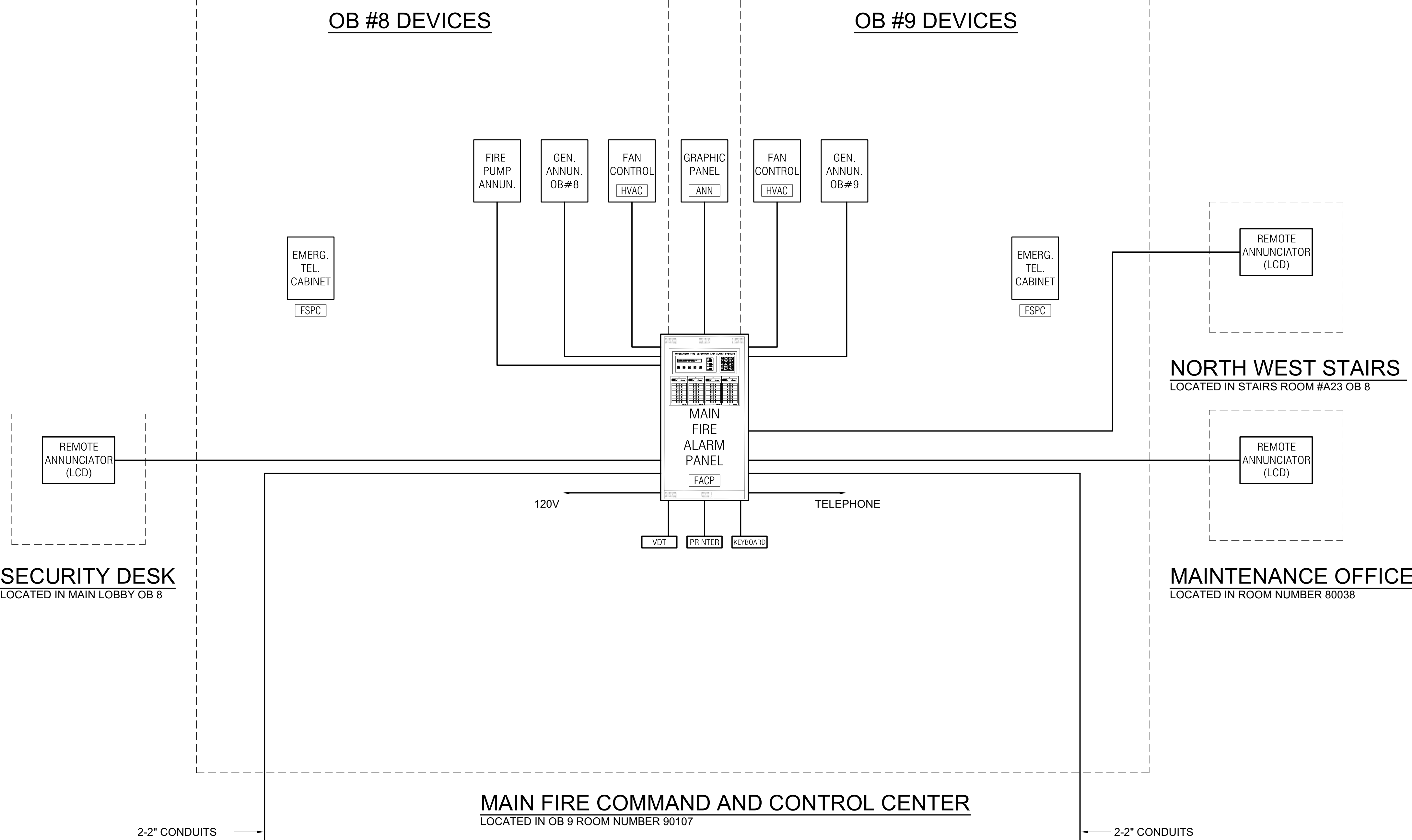


OB #8 BUILDING

SEE FIRE ALARM RISER DIAGRAM, SHEET E5.02

FIRE ALARM NOTES

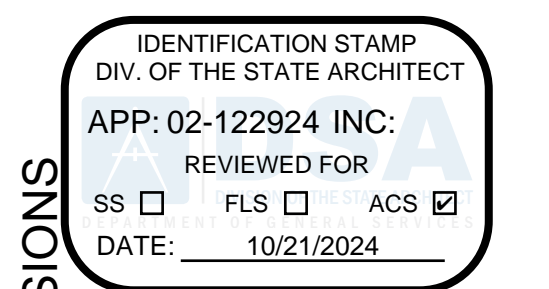
- THE FIRE ALARM SYSTEM SHALL CONFORM TO ARTICLE 760 OF CALIFORNIA ELECTRICAL CODE, AND THE CALIFORNIA FIRE CODE (CFC) ARTICLE 1007.
- THE LOCATION OF THE AUTOMATIC FIRE ALARM SYSTEM DETECTORS, MANUAL STATIONS, AUDIBLE DEVICES AND RELATED EQUIPMENT AS SHOWN ON PLANS ARE ONLY FOR REFERENCE AND DO NOT CONSTITUTE SHOP DRAWINGS WHICH ARE REQUIRED FOR REVIEW AND APPROVAL.
- FIRE PROTECTIVE SIGNALING EQUIPMENT: INSTALLATION OF FIRE PROTECTIVE SIGNALING SYSTEM SHALL NOT BE STARTED UNTIL DETAILED PLANS AND SPECIFICATIONS, INCLUDING STATE OF CALIFORNIA FIRE MARSHAL LISTING NUMBER FOR EACH COMPONENT OF THE SYSTEM, HAS BEEN REVIEWED BY THE ARCHITECT. UPON RECEIPT OF REVIEWED SUBMITTALS FROM THE ARCHITECT, THE ELECTRICAL TRADE SHALL SUBMIT TO AND OBTAIN WRITTEN APPROVAL OF FIRE ALARM SYSTEM AND COMPONENTS FROM THE STATE FIRE MARSHAL.
- BEFORE REQUESTING FINAL APPROVAL OF THE INSTALLATION, THE INSTALLING CONTRACTOR SHALL FURNISH A WRITTEN STATEMENT TO THE SFM TO THE EFFECT THAT THE SYSTEM HAS BEEN INSTALLED AND COMPLETELY TESTED IN ACCORDANCE WITH (2022) NFPA 72.
- UPON COMPLETION OF THE INSTALLATION OF THE FIRE PROTECTIVE SIGNALING EQUIPMENT, A SATISFACTORY TEST OF THE ENTIRE SYSTEM SHALL BE MADE IN THE PRESENCE OF THE STATE FIRE MARSHAL.
- THE TEST SHALL TAKE PLACE PRIOR TO OCCUPANCY OF OB-8 AND REPEAT PRIOR TO OCCUPANCY OF OB-9.
- SMOKE DETECTORS SHALL NOT BE INSTALLED UNTIL AFTER THE CONSTRUCTION CLEAN-UP OF ALL TRADES IS COMPLETE AND FINAL, EXCEPT WHERE REQUIRED BY THE AUTHORITY HAVING JURISDICTION FOR PROTECTION DURING CONSTRUCTION.
- THE FIRE ALARM SYSTEM INDICATED ON THE CONTRACT DOCUMENTS IS IN CRITERIA OR SCHEMATIC FORM ONLY. THE CONTRACTOR SHALL BE RESPONSIBLE FOR THE FINAL DESIGN OF THE FIRE ALARM SYSTEM AND ITS COMPLIANCE WITH ALL APPLICABLE CODE REQUIREMENTS.
- ALL VISUAL NOTIFICATION DEVICES SHALL BE SYNCHRONIZED.
- ALL WIRING SHALL BE IN METALLIC RACEWAYS.
- LOCATION OF DETECTORS THAT ACTIVATE DOOR HOLDERS ARE TO BE PLACED NO MORE THAT 5' FROM CENTER OF DOORWAY.
- DETECTORS ARE NOT TO BE LOCATED WITHIN 4' OF ANY SUPPLY AIR REGISTER, AND SHALL NOT BE PLACED WHERE RETURN AIR MOVEMENT SHALL EXCEED THE MANUFACTURER'S RECOMMENDATION AS TO EFFECT OPERATION OF THE SMOKE DETECTOR.
- ALL NOTIFICATION APPLIANCE CIRCUITS INSTALLED IN RISERS AND TO THE POINT OF ENTRY FROM EACH ZONE INTO THE CONTROL UNIT SHALL BE WIRED WITH A 2-HOUR RATED CABLE ASSEMBLY PER THE 2022 EDITION OF NFPA 72.




OB #9 BUILDING

SEE FIRE ALARM RISER DIAGRAM, SHEET E5.02

Dewberry Architects Inc.
301 N Lake Ave Suite 320
Pasadena, CA 91101-5112
916.239.7244 Phone
916.239.7245 Fax



DEPARTMENT OF GENERAL SERVICES - FACILITIES MANAGEMENT DIVISIONS
 OFFICE BUILDING 8 & 9 (039 & 045) FIRE LIFE SAFETY UPGRADE
 707 3rd Street, 3rd Floor, West Sacramento, CA 95605
 CONSTRUCTION DOCUMENTS



SCALE: AS INDICATED

REVISIONS

NO.	DESCRIPTION	DATE
01	BACKCHECK 01	4/15/2024

DRAWN BY: _____ DRW
 APPROVED BY: _____ APR
 CHECKED BY: _____ CHK
 DATE: 08 December, 2023

TITLE
BUILDINGS #8 AND #9 FIRE ALARM SCHEMATIC DIAGRAM

PROJECT NO. 00000000

E5.03

SHEET NO. ISSUE DATE: OCTOBER 25, 2024

ECOM ENGINEERING
 1455 RESPONSE ROAD, SUITE 140
 SACRAMENTO, CA: 95815
 916.641.5600
 916.641.1640 FAX
 WWW.ECOMENG.COM

JOB NO. 17-L155.11 PW AM
 DESIGNER: AM
 DRAWN BY: ECOM

F
E
D
C
B
A

PROJECT: OB #9
LOCATION: Elec. 90002

EXISTING PANEL - 'BELA'

LOAD DESCRIPTION	KVA LOAD			C.B.			#	TRIP POLE	KVA LOAD			LOAD DESCRIPTION			
	CONT.	RECP.	MOTOR	NON	TRIP POLE	CONT.			RECP.	MOTOR	NON				
1 SPARE					2	20	1	1	0.18	20	1	1	1.06	FCU-9.1 (3RD FLOOR)	
3 FSD CONTROL			0.65	20	1	3	4	20	1	1.06	20	1	1.06	FCU-9.2	
5 SPACE				20	1	5	8	20	1		20	1		SPACE	
7 RECEPTACLES			0.36	20	1	7	8	20	1	1.08	20	1	1.08	RECEPTACLES (3RD FLOOR)	
9 VAV CONTROL			0.18	20	1	9	10	20	1	1.00	20	1	1.00	MENS RR	
11 RECEPTACLE			1.08	20	1	11	12	20	1	1.00	20	1	1.00	MENS RR	
13 SEC. DESK ELEV LOBBY			1.00	20	1	13	14	20	1	1.00	20	1	1.00	WOMEN RR	
15 SEC. DESK ELEV LOBBY			1.00	20	1	15	16	20	1	1.00	20	1	1.00	WOMEN RR	
17 SPARE				18	30	2	17	18	30	2	1.00	20	1	1.00	EXISTING LOAD
19 SPACE				19											
21 SPACE				21											
23 SPACE				23											
25 SPACE				25											
27 PANEL BELD				27	80	3	27	28							
31 SPACE				31					20	1	0.50	20	1	0.50	FACP BASEMENT
33 SPACE				33											
35 SPACE				35											
37 SPACE				37											
39 SPACE				39											
41 SPACE				41											
TOTALS	1.44			2.83					1.08	2.12	5.50				TOTALS

LOAD SUMMATION

CONNECT LOAD (KVA)	DEMAND FACTOR	DEMAND LOAD (KVA)
1.44	0.5	0.72

ADDITIONAL FEATURES:

VOLTAGE: 120/208V, 3 PH, 4W
AIC: 10,000
MOUNTING: SURFACE
BUSING: 225 AMP BUSING
MAIN: 100 AMP MAIN BRKR.

CEC 220.44 DEMAND: 1st 10 kVA at 100%, REMAINING AT 50%.
MOTOR SIZE IS TOO BIG (KVA)!!
3.82

PROJECT: OB #9
LOCATION: Normal Electrical 90218

EXISTING PANEL - '2ELA'

LOAD DESCRIPTION	KVA LOAD			C.B.			#	TRIP POLE	KVA LOAD			LOAD DESCRIPTION			
	CONT.	RECP.	MOTOR	NON	TRIP POLE	CONT.			RECP.	MOTOR	NON				
1 2ND DOOR OP				2	20	1	1	2	20	1	1	0.18	FACP (3RD FLOOR)		
3 4TH DOOR OP				4	20	1	3	4	20	1	0.65	FSD CONTROL (3RD FLOOR)			
5 FACP (1ST FLOOR)				6	20	1	5	6	20	1	0.18	FACP (3RD FLOOR)			
7 SPARE				8	20	1	7	8	20	1	0.90	RECEPTACLES (3RD FLOOR)			
9 SPARE				10	20	1	9	10	20	1	0.18	VAV CONTROL (3RD FLOOR)			
11 SPARE				12	20	1	11	12	20	1	1.08	FCU-9.3 (3RD FLOOR)			
13 SPARE				14	20	1	13	14	20	1	0.36	SECURITY PANEL (3RD FLOOR)			
15 SPARE				16	20	1	15	16	20	1	0.36	DOOR HARDWARE (2ND AND 3RD FLOOR)			
17 FSD CONTROL (1ST FLOOR)				18	30	2	17	18	30	2	1.56	HEAT TRACE KITCHEN			
19 EMS CONTROL (1ST FLOOR)				20	20	1	19	20	20	1	1.56	HEAT TRACE KITCHEN			
21 RECEPTACLES (1ST FLOOR)			0.72	22	20	1	21	22	20	1			SPACE		
23 FIRE CONTROL RM				24	20	1	23	24	20	1			SPACE		
25 FCU-9.1 (1ST FLOOR)				26	20	1	25	26	20	1	1.06	FCU-9.1 (1ST FLOOR)			
27 SECURITY PANEL (1ST FLOOR)				28	20	1	27	28	20	1	0.18	ROLL DOWN DOOR (1ST FLOOR)			
29 FACP (2ND FLOOR)				30	20	1	29	30	20	1			SPACE AT KITCHEN		
31 FSD CONTROL (2ND FLOOR)				32	20	1	31	32	20	1			SPACE		
33 EMS CONTROL (2ND FLOOR)				34	20	1	33	34	20	1			SPACE		
35 RECEPTACLES (2ND FLOOR)			0.90	36	20	1	35	36	20	1			SPACE		
37 VAV CONTROL (2ND FLOOR)				38	20	1	37	38	20	1	0.20	LTG - FAN RM (3RD FLOOR)			
39 FCU-9.2 (2ND FLOOR)				40	20	1	39	40	20	1	1.06	STANLEY SLIDING DOOR			
41 SECURITY PANEL (2ND FLOOR)				42	20	1	41	42	20	1	0.36	RECEPTACLES (1ST FLOOR)			
TOTALS	1.62	2.12	5.52						0.20	1.26	1.84	4.97			TOTALS

LOAD SUMMATION

CONNECT LOAD (KVA)	DEMAND FACTOR	DEMAND LOAD (KVA)
1.62	0.25	0.41

ADDITIONAL FEATURES:

VOLTAGE: 120/208V, 3 PH, 4W
AIC: 10,000
MOUNTING: SURFACE
BUSING: 225 AMP BUSING
MAIN: 150 AMP MAIN BRKR.

CEC 220.44 DEMAND: 1st 10 kVA at 100%, REMAINING AT 50%.
LARGEST MOTOR LOAD (KVA) = 1.56

PROJECT: OB #9
LOCATION: Normal Electrical 90618

EXISTING PANEL - '6ELA'

LOAD DESCRIPTION	KVA LOAD			C.B.			#	TRIP POLE	KVA LOAD			LOAD DESCRIPTION			
	CONT.	RECP.	MOTOR	NON	TRIP POLE	CONT.			RECP.	MOTOR	NON				
1 FACP (4TH FLOOR)				2	20	1	1	2	20	1	0.18	FACP (7TH FLOOR)			
3 FSD CONTROL (4TH FLOOR)				4	20	1	3	4	20	1	0.65	FSD CONTROL (7TH FLOOR)			
5 EMS CONTROL (4TH FLOOR)				6	20	1	5	6	20	1	0.18	EMS CONTROL (7TH FLOOR)			
7 RECEPTACLES (4TH FLOOR)			0.72	8	20	1	7	8	20	1	0.72	RECEPTACLES (7TH FLOOR)			
9 VAV CONTROL (4TH FLOOR)				10	20	1	9	10	20	1	0.18	VAV CONTROL (7TH FLOOR)			
11 FCU-9.4 (4TH FLOOR)				12	20	1	11	12	20	1	1.06	FCU-9.4 (7TH FLOOR)			
13 SECURITY PANEL (4TH FLOOR)				14	20	1	13	14	20	1	0.36	SECURITY PANEL (7TH FLOOR)			
15 FACP (5TH FLOOR)				16	20	1	15	16	20	1	0.18	FACP (8TH FLOOR)			
17 FSD CONTROL (5TH FLOOR)				18	20	1	17	18	20	1	0.65	FSD CONTROL (8TH FLOOR)			
19 EMS CONTROL (5TH FLOOR)				20	20	1	19	20	20	1	0.18	EMS CONTROL (8TH FLOOR)			
21 RECEPTACLES (5TH FLOOR)			0.90	22	20	1	21	22	20	1	0.72	RECEPTACLES (8TH FLOOR)			
23 VAV CONTROL (5TH FLOOR)				24	20	1	23	24	20	1			VAV CONTROL (8TH FLOOR)		
25 FCU-9.1 (5TH FLOOR)				26	20	1	25	26	20	1	1.06	FCU-9.1 (8TH FLOOR)			
27 SECURITY PANEL (5TH FLOOR)				28	20	1	27	28	20	1	0.36	SECURITY PANEL (8TH FLOOR)			
29 FACP (6TH FLOOR)				30	20	1	29	30	20	1			AUTO DOORS (7TH FLOOR)		
31 FSD CONTROL (6TH FLOOR)				32	20	1	31	32	20	1	0.65	DOOR HARDWARE (8TH FLOOR)			
33 EMS CONTROL (6TH FLOOR)				34	20	1	33	34	20	1	0.20	LTG - FAN ROOM 9020			
35 RECEPTACLES (6TH FLOOR)			0.72	36	20	1	35	36	20	1	0.20	LTG - FAN ROOM 9020			
37 VAV CONTROL (6TH FLOOR)				38	20	1	37	38	20	1	0.20	LTG - FAN ROOM 9020			
39 FCU-9.1 (6TH FLOOR)				40	20	1	39	40	20	1	1.06	LTG - FAN ROOM 9020			
41 SECURITY PANEL (6TH FLOOR)				42	20	1	41	42	20	1	0.36	RECEPTACLES (5TH FLOOR)			
TOTALS	2.34	3.18	4.63						1.00	1.44	2.12	4.30			TOTALS

LOAD SUMMATION

CONNECT LOAD (KVA)	DEMAND FACTOR	DEMAND LOAD (KVA)
2.34	0.43	1.01

ADDITIONAL FEATURES:

VOLTAGE: 120/208V, 3 PH, 4W
AIC: 10,000
MOUNTING: SURFACE
BUSING: 225 AMP BUSING
MAIN: 150 AMP MAIN BRKR.

CEC 220.44 DEMAND: 1st 10 kVA at 100%, REMAINING AT 50%.
ENTER THE LARGEST MOTOR SIZE (KVA)!!

PROJECT: OB #9
LOCATION: Normal Electrical 91117

EXISTING PANEL - '11ELA1'

LOAD DESCRIPTION	KVA LOAD			C.B.			#	TRIP POLE	KVA LOAD			LOAD DESCRIPTION			
	CONT.	RECP.	MOTOR	NON	TRIP POLE	CONT.			RECP.	MOTOR	NON				
1 FACP (8TH FLOOR)				2	20	1	1	2	20	1	0.18	FACP (12TH FLOOR)			
3 FSD CONTROL (8TH FLOOR)				4	20	1	3	4	20	1	0.75	FSD CONTROL (12TH FLOOR)			
5 EMS CONTROL (8TH FLOOR)				6	20	1	5	6	20	1	0.18	EMS CONTROL (12TH FLOOR)			
7 RECEPTACLES (8TH FLOOR)			0.72	8	20	1	7	8	20	1	0.90	RECEPTACLES (12TH FLOOR)			
9 VAV CONTROL (8TH FLOOR)				10	20	1	9	10	20	1	0.18	VAV CONTROL (12TH FLOOR)			
11 FCU-9.1 (8TH FLOOR)				12	20	1	11	12	20	1	1.06	FCU-9.1 (12TH FLOOR)			
13 SECURITY PANEL (8TH FLOOR)				14	20	1	13	14	20	1	0.36	SECURITY PANEL (12TH FLOOR)			
15 FACP (10TH FLOOR)				16	20	1	15	16	20	1	0.18	FACP (13TH FLOOR)			
17 FSD CONTROL (10TH FLOOR)				18	20	1	17	18	20	1	0.65	FSD CONTROL (13TH FLOOR)			
19 EMS CONTROL (10TH FLOOR)				20	20	1	19	20	20	1	0.18	EMS CONTROL (13TH FLOOR)			
21 RECEPTACLES (10TH FLOOR)			0.90	22	20	1	21	22	20	1	0.72	RECEPTACLES (13TH FLOOR)			
23 VAV CONTROL (10TH FLOOR)				24	20	1	23	24	20	1	0.18	VAV CONTROL (13TH FLOOR)			
25 FCU-9.10 (10TH FLOOR)				26	20	1	25	26	20	1	1.06	FCU-9.13 (13TH FLOOR)			
27 SECURITY PANEL (10TH FLOOR)				28	20	1	27	28	20	1	0.36	SECURITY PANEL (13TH FLOOR)			
29 FACP (11TH FLOOR)				30	20	1	29	30	20	1	0.60	DOOR HARDWARE (9TH-13TH FLR)			
31 FSD CONTROL (11TH FLOOR)				32	20	1	31	32	20	1	0.60	AUTO DOORS (13TH FLOOR)			
33 EMS CONTROL (11TH FLOOR)				34	20	1	33	34	20	1	0.20	LTG - FAN ROOM 9020			
35 RECEPTACLES (11TH FLOOR)			1.08	36	20	1	35	36	20	1	0.20	LTG - FAN ROOM 9120			
37 VAV CONTROL (11TH FLOOR)				38	20	1	37	38	20	1	0.20	LTG - FAN ROOM 9120			
39 FCU-9.11 (11TH FLOOR)				40	20	1	39	40	20	1	1.06	LTG - FAN ROOM 9120			
41 SECURITY PANEL (11TH FLOOR)				42	20	1	41	42	20	1	0.20	LTG - FAN ROOM 9120			
TOTALS	2.70	3.18	5.30						1.00	1.62	2.12	4.50			TOTALS

LOAD SUMMATION

CONNECT LOAD (KVA)	DEMAND FACTOR	DEMAND LOAD (KVA)
2.70	0.5	1.35

ADDITIONAL FEATURES:

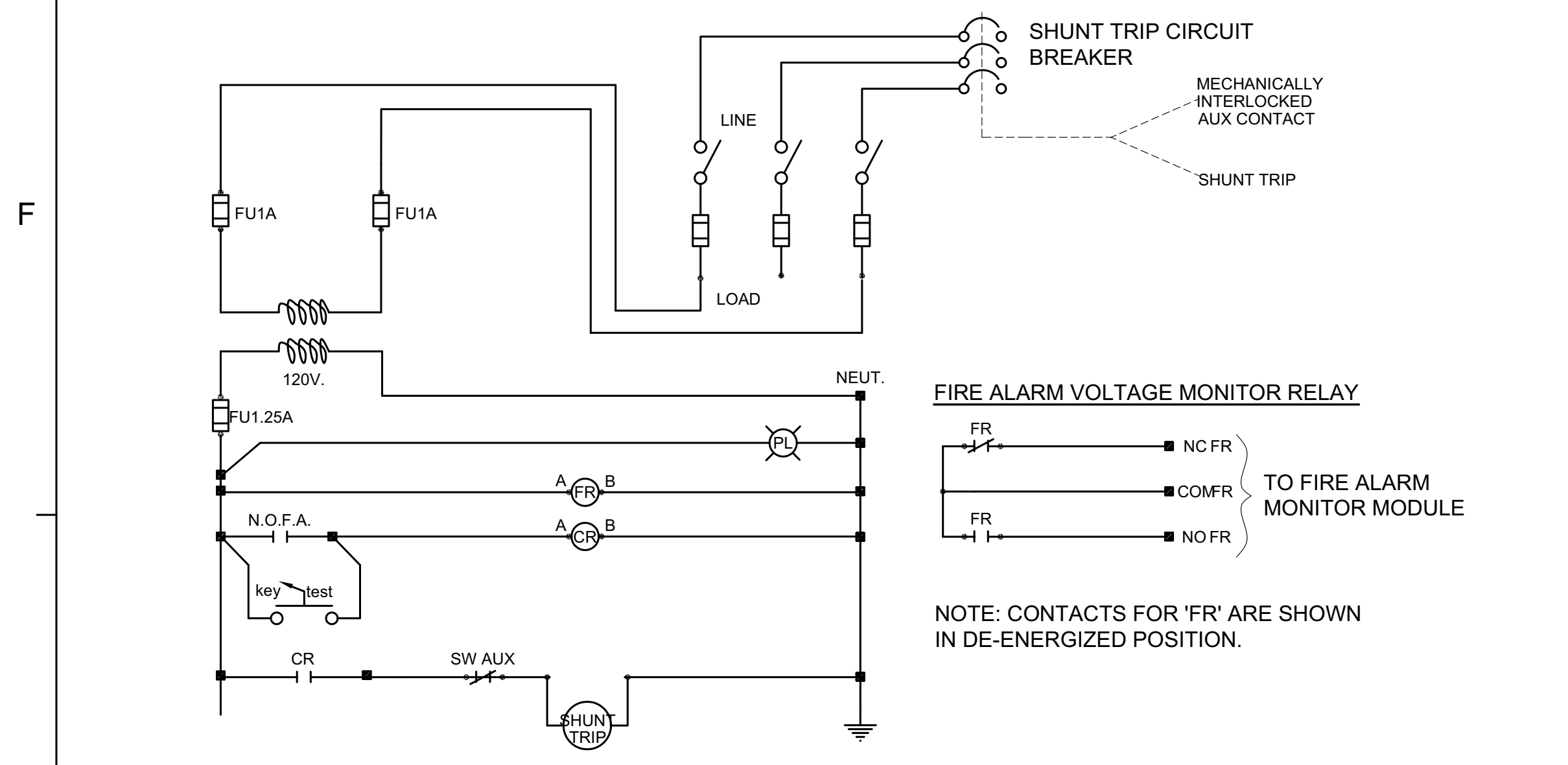
VOLTAGE: 120/208V, 3 PH, 4W
AIC: 10,000
MOUNTING: SURFACE
BUSING: 225 AMP BUSING
MAIN: 150 AMP MAIN BRKR.

CEC 220.44 DEMAND: 1st 10 kVA at 100%, REMAINING AT 50%.
ENTER THE LARGEST MOTOR SIZE (KVA)!!

PROJECT: OB #9
LOCATION: Normal Electrical 91518

EXISTING PANEL - '16ELA'

LOAD DESCRIPTION	KVA LOAD			C.B.			#	TRIP POLE	KVA LOAD			LOAD DESCRIPTION
	CONT.	RECP.	MOTOR	NON	TRIP POLE	CONT.			RECP.	MOTOR	NON	
1 FACP (14TH FLOOR)				2	20	1	1	2	20	1	0.18	FACP (17TH FLOOR)
3 FSD CONTROL (14TH FLOOR)				4	20	1	3	4	20	1	1.00	FSD CONTROL (17TH FLOOR)
5 EMS CONTROL (14TH FLOOR)				6	20	1	5	6	20	1	0.18	EMS CONTROL (17TH FLOOR)
7 RECEPTACLES (14TH FLOOR)			0.72	8	20	1	7	8	20	1	0.72	RECEPTACLES (17TH FLOOR)
9 VAV CONTROL (14TH FLOOR)				10	20	1	9	10	20	1	0.18	VAV CONTROL (17TH FLOOR)
11 FCU-9.14 (14TH FLOOR)				12	20	1	11	12	20	1	1.66	FCU-9.11 (17TH FLOOR)
13 SECURITY PANEL (14TH FLOOR)				14	20	1	13	14	20	1	0.36	SECURITY PANEL (17TH FLOOR)
15 FACP (15TH FLOOR)				16	20	1	15	16	20	1	0.56	DOOR HARDWARE (14TH-18TH FLOOR)
17 FSD CONTROL (15TH FLOOR)				18	20	1	17	18	20	1	0.45	FSD CONTROL (18TH FLOOR)
19 EMS CONTROL (15TH FLOOR)				20	20	1	19	20	20	1	0.60	AUTO DOORS (17TH FLOOR)
21 RECEPTACLES (15TH FLOOR)			0.90	22	20	1	21	22	20	1	1.00	

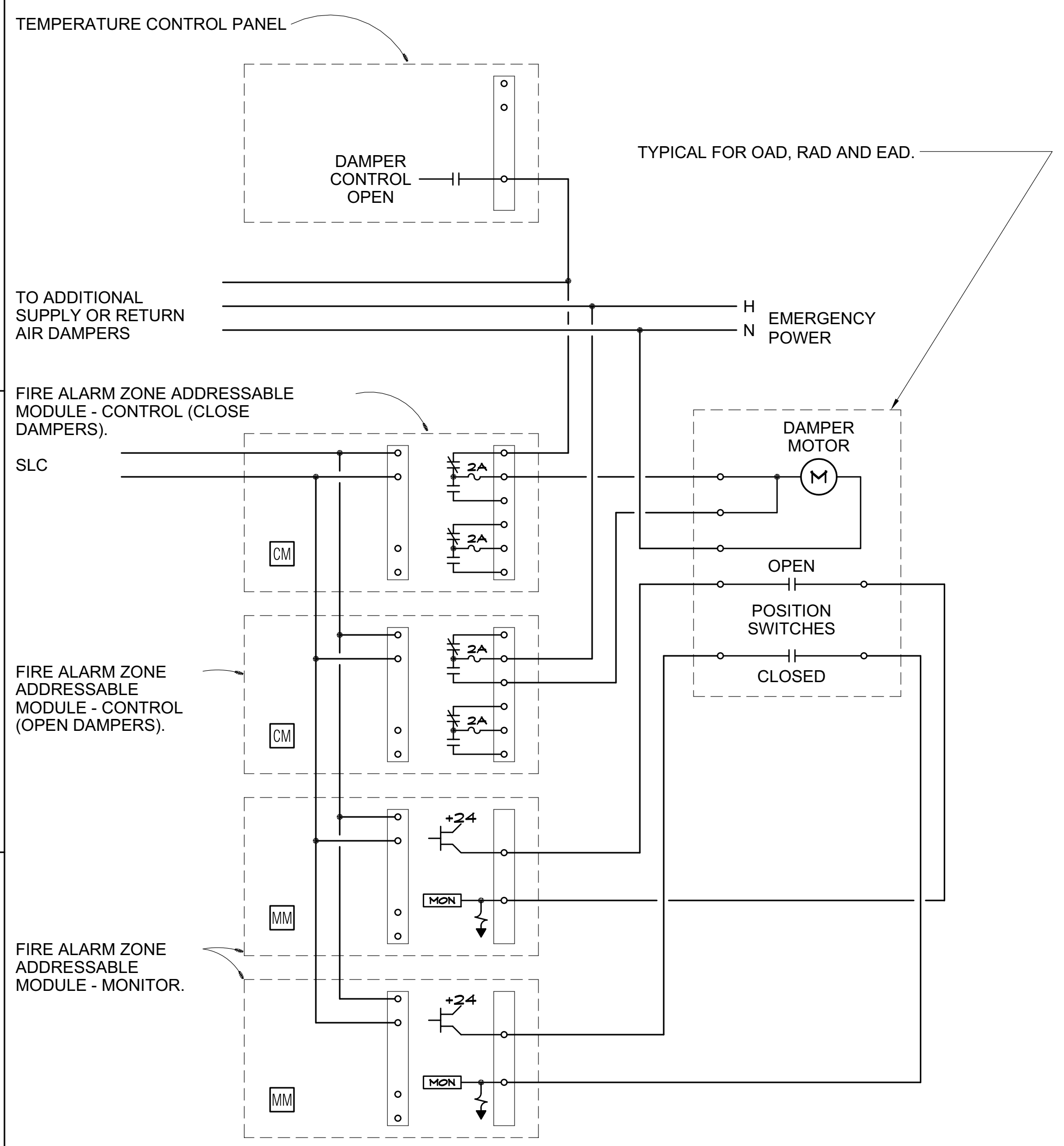


LEGEND:

- N.O.F.A. NORMALLY OPEN FIRE ALARM CONTACTS SUPPLIED FROM THE FIRE ALARM SYSTEM TO INITIATE THE SHUNT TRIP.
- SHUNT TRIP SOLENOID FOR REMOTE TRIP OF SWITCH, WHICH IS ACTIVATED BY THE CLOSING OF THE FIRE ALARM CONTACTS OR KEY TEST SWITCH.
- CR CONTROL RELAY USED TO ISOLATE THE N.O.F.A. CONTACTS FROM THE DUTY OF THE SHUNT TRIP.
- FR FIRE ALARM VOLTAGE MONITORING RELAY USED TO MONITOR PRESENCE OF VOLTAGE IN SWITCH FROM THE FIRE ALARM CONTROL PANEL.
- PL PILOT LIGHT TO VISUALLY INDICATE PRESENCE OF VOLTAGE ON OUTSIDE OF SWITCH ENCLOSURE.
- CPT CONTROL POWER TRANSFORMER USED TO STEP DOWN LINE VOLTAGE TO 120VAC TO POWER SHUNT TRIP COIL.
- KEY TEST MECHANICALLY OPERATED AUXILIARY CLEARING CONTACT LOCATED AT SHUNT TRIP BREAKER. NORMALLY CLOSED CONTACT WHEN SHUNT TRIP BREAKER IS CLOSED. OPENS WHEN SHUNT TRIP BREAKER OPENS.

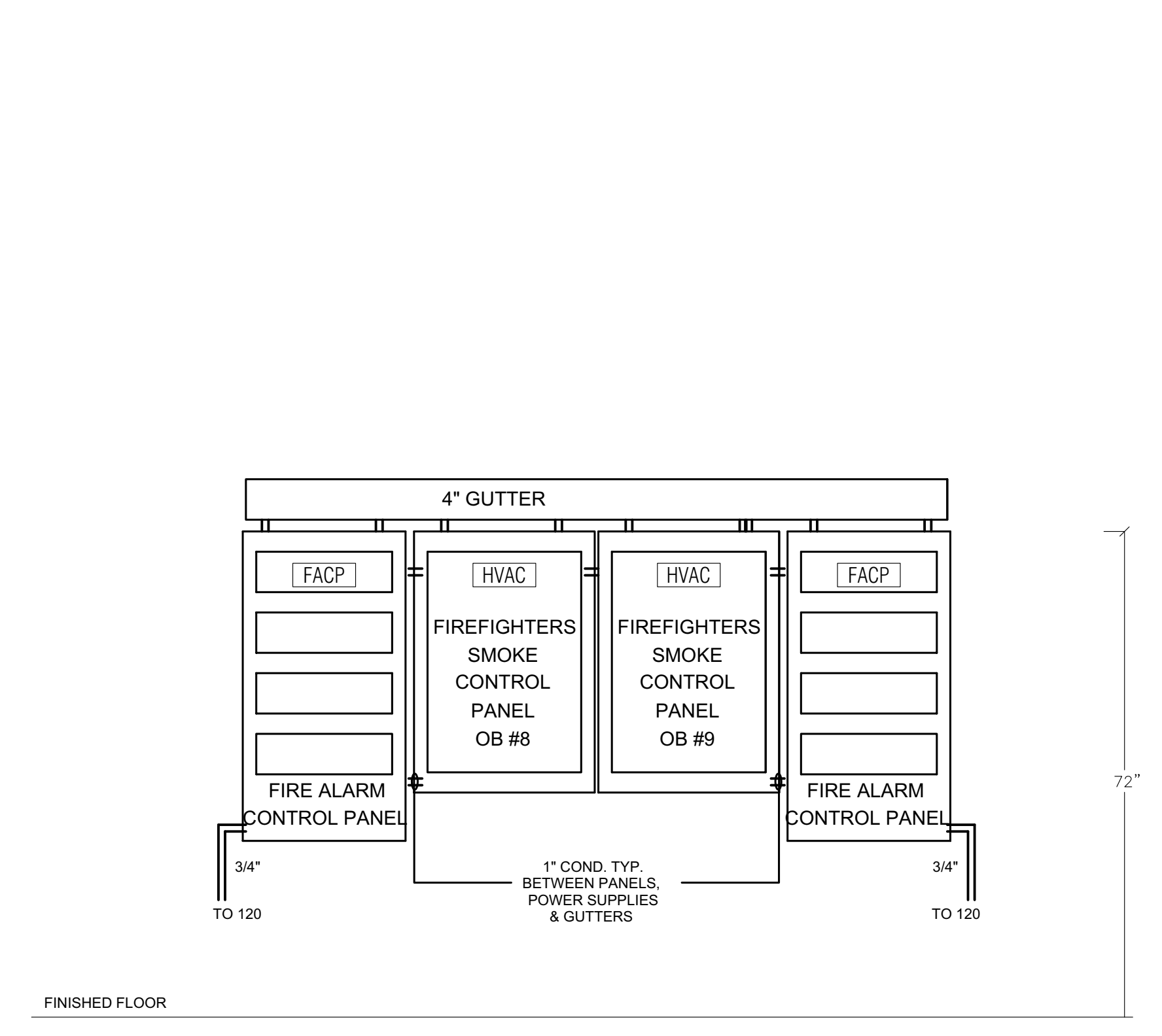
1 ELEVATOR SHUNT TRIP WIRING DIAGRAM

ELVSHTP_SWITCH



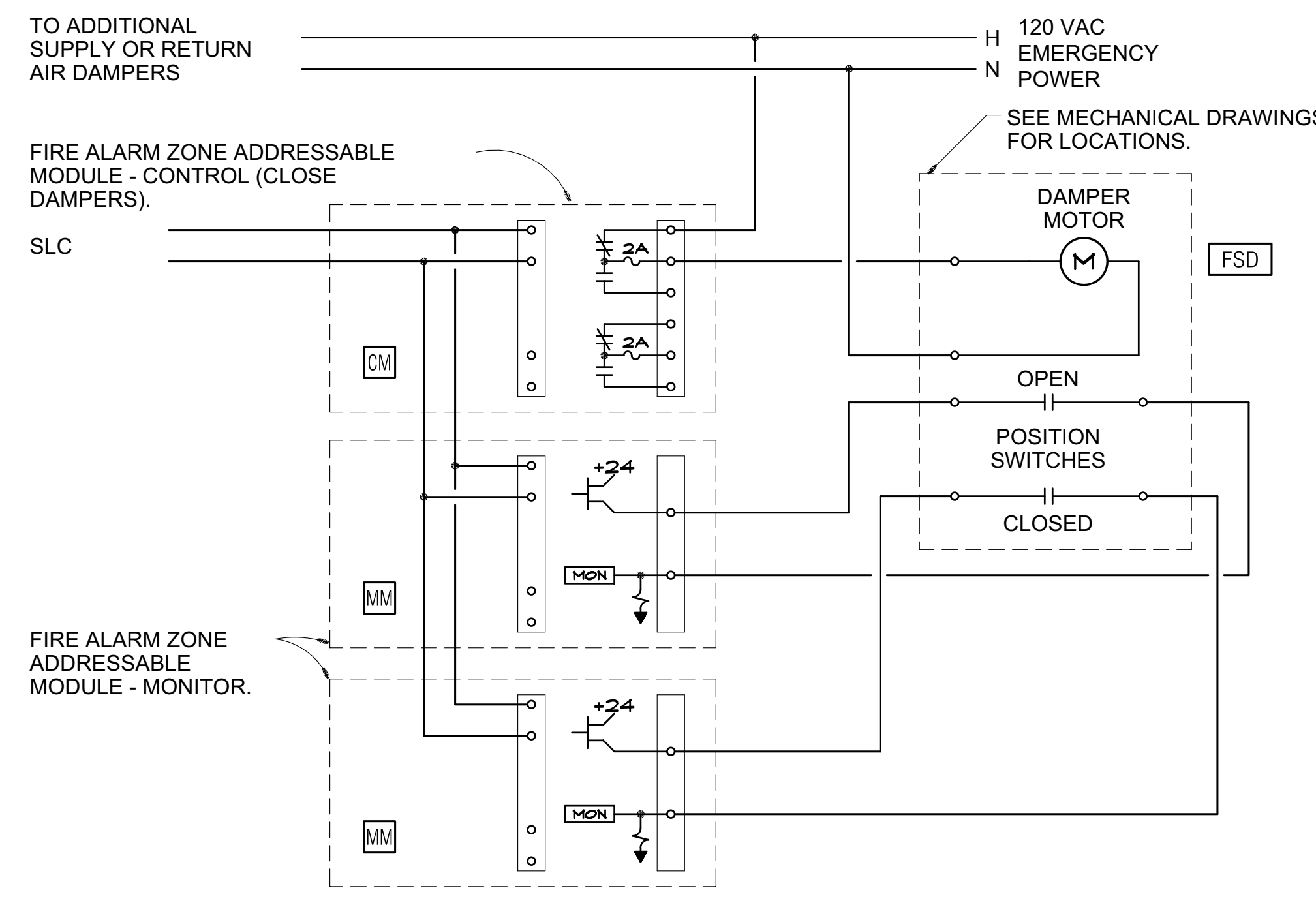
4 TYPICAL FAN DAMPER CONTROL/MONITOR DIAGRAM AT EACH AHU

NO SCALE



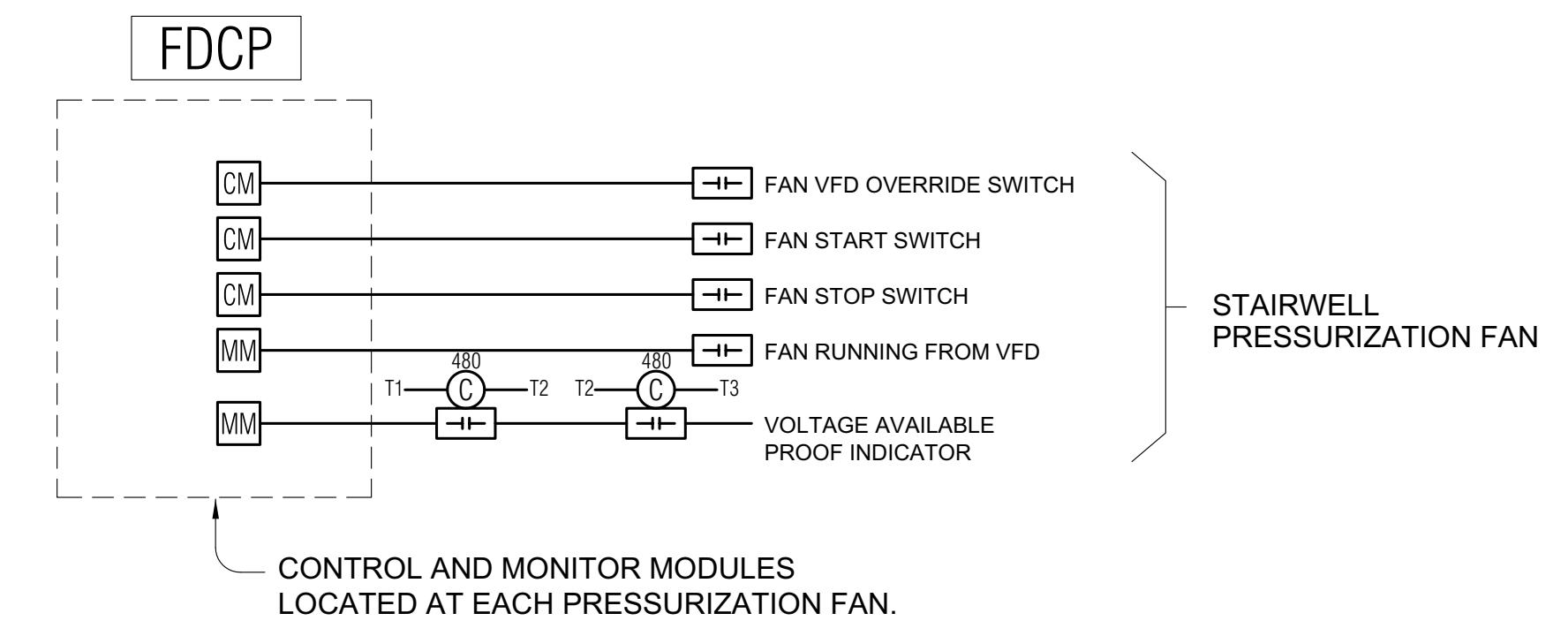
2 LIFE SAFETY SYSTEM PANEL ELEVATION

ELVSHTP_SWITCH



5 TYPICAL FSD CONTROL/MONITOR DIAGRAM AT EACH FSD

NO SCALE

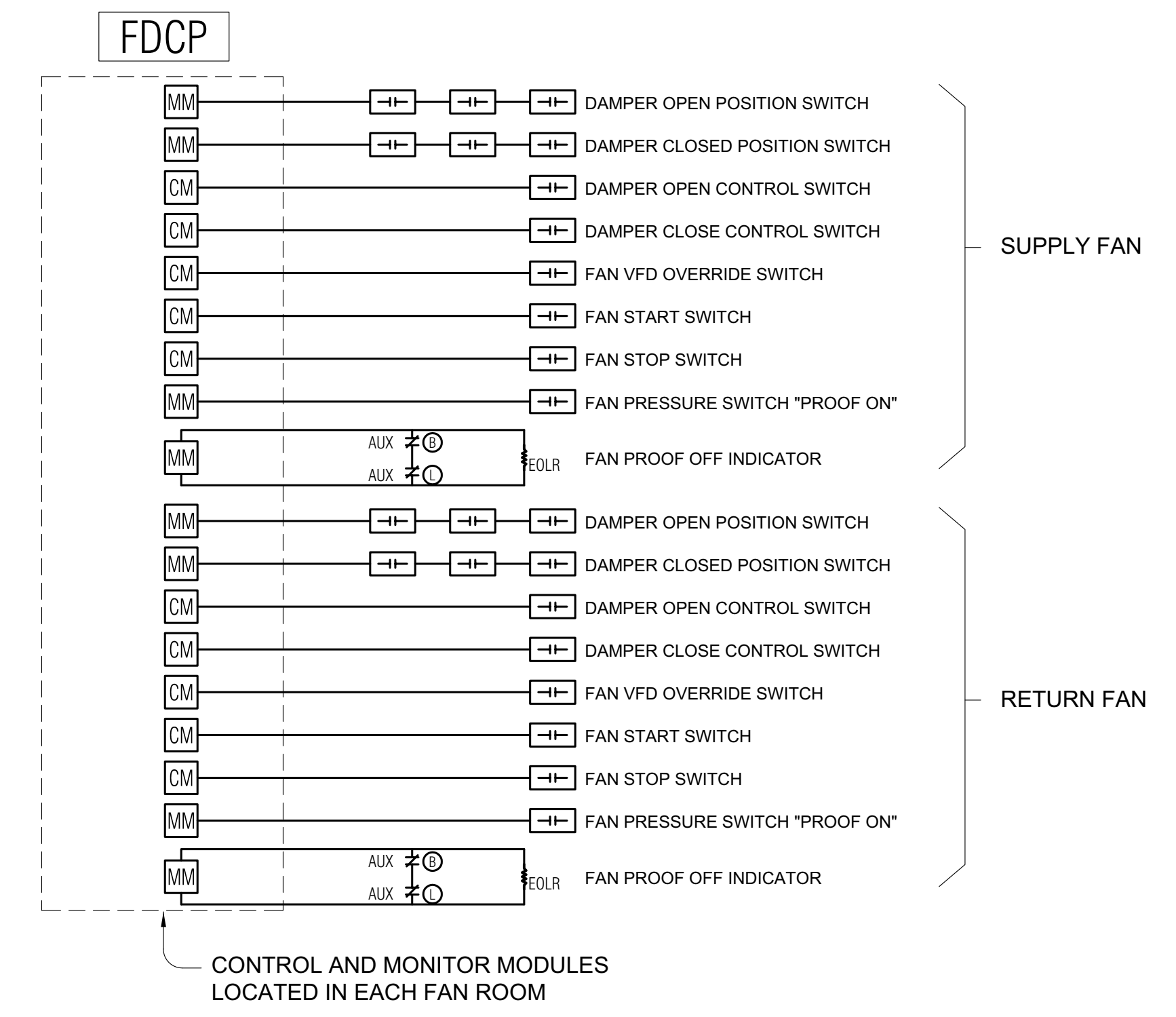


6 STAIRWELL PRESSURIZATION FAN

NO SCALE

NOTES:

1. PROOF "VOLTAGE AVAILABLE INDICATOR" INDICATOR RELAY FURNISHED AND INSTALLED BY DIVISION 16.
2. FAN AND DAMPER CONTROL DIAGRAM IS TYPICAL FOR ALL STAIRWELL PRESSURIZATION FANS. SEE MECHANICAL PLANS FOR FAN LOCATIONS.

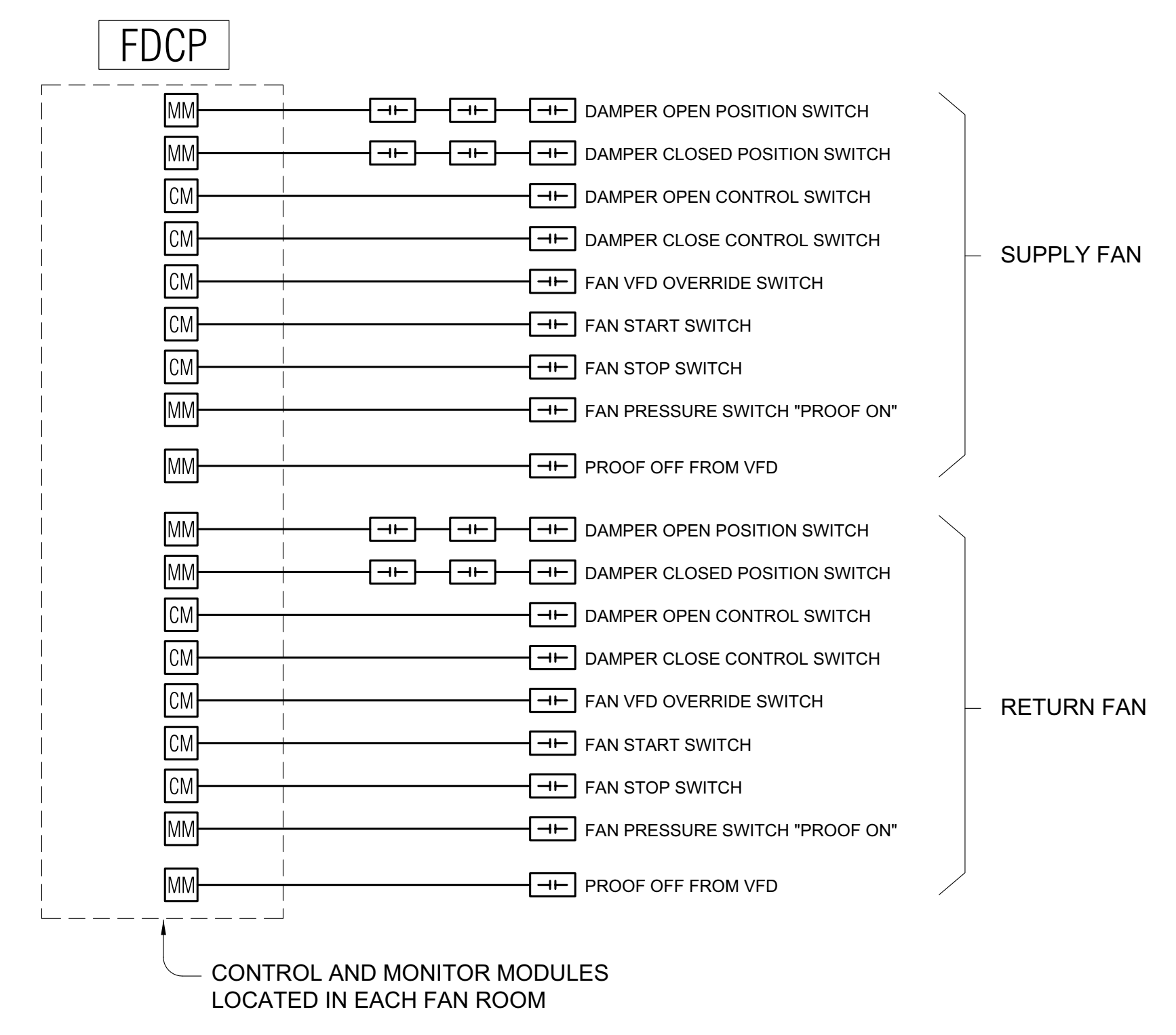


3 FAN/DAMPER CONTROL AND MONITORING DIAGRAM AT EACH AHU @ OB 8

NO SCALE

NOTES:

1. PROOF "OFF" INDICATOR VIA N.C. AUXILIARY CONTACTOR MOUNTED ON VFD BYPASS CONTACTOR "B" AND VIA N.C. AUXILIARY CONTACT MOUNTED ON VFD CONTACTOR "L". PROOF OFF IS INDICATED IF BOTH CONTACTS ARE CLOSED.
2. FAN AND DAMPER CONTROL DIAGRAM IS TYPICAL FOR ALL SUPPLY, RETURN FANS, STAIRWELL PRESSURIZATION FANS AND EXHAUST FANS. SEE MECHANICAL PLANS FOR FAN AND DAMPER LOCATIONS.



NOTES:

- 1.
2. FAN AND DAMPER CONTROL DIAGRAM IS TYPICAL FOR ALL SUPPLY, RETURN FANS. SEE MECHANICAL PLANS FOR FAN AND DAMPER LOCATIONS.

7 FAN/DAMPER CONTROL AND MONITORING DIAGRAM AT EACH AHU @ OB 9

NO SCALE

Dewberry Architects Inc.
301 N Lake Ave Suite 320
Pasadena, CA 91101-5112
916.239.7244 Phone
916.239.7245 Fax

AGENCY APPROVAL

OFFICE OF THE STATE FIRE MARSHAL
APPROVED FIRE AND PANIC ONLY

07/01/24
23-6555
SINCE 1885

Approval of this plan does not authorize or approve any omission or deviation from applicable regulations. Final approval is subject to field inspection. One set of approved plans shall be available on the project site at all times.

IDENTIFICATION STAMP
DIV. OF THE STATE ARCHITECT

APP: 02-122924 INC.
REVIEWED FOR
SS FLS ACS

DATE: 10/21/2024

DEPARTMENT OF GENERAL SERVICES - FACILITIES MANAGEMENT DIVISIONS

OFFICE BUILDING 8 & 9 (039 & 045) FIRE LIFE SAFETY UPG

707 3rd Street, 3rd Floor, West Sacramento, CA 95605

CONSTRUCTION DOCUMENTS

SEAL

SCALE AS INDICATED

REVISIONS

NO.	DESCRIPTION	DATE

DRAWN BY _____ DRW
APPROVED BY _____ APR
CHECKED BY _____ CHK
DATE: 08 December, 2023

TITLE

BUILDINGS #8 AND #9 FIRE ALARM DETAILS AND WIRING DIAGRAMS

PROJECT NO. 00000000

E7.00

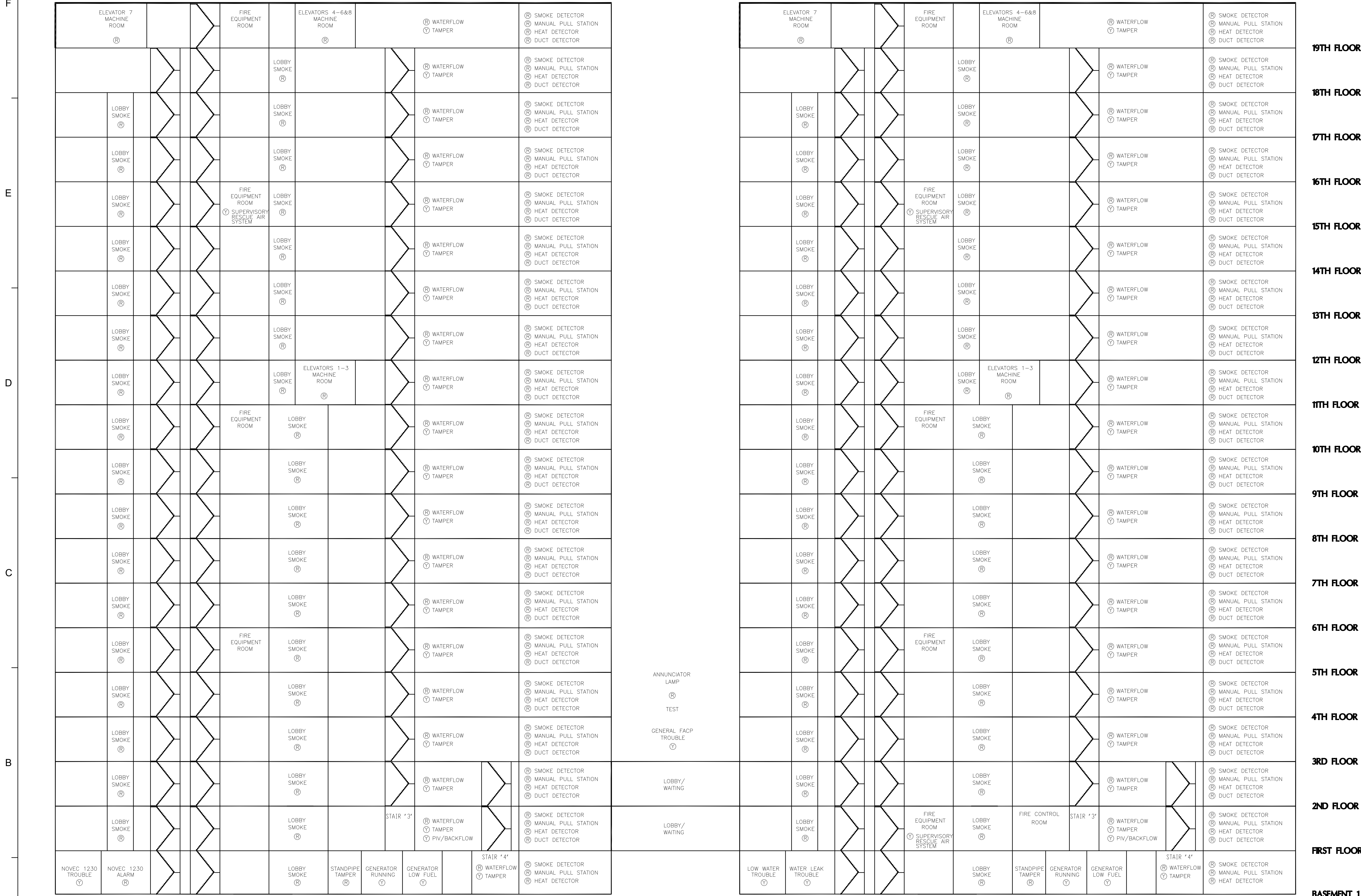
SHEET NO. ISSUE DATE: OCTOBER 25, 2024

ECOM ENGINEERING
1455 RESPONSE ROAD, SUITE 140
SACRAMENTO, CA: 95815
916.641.5600
916.641.1640 FAX
WWW.ECOMENG.COM

JOB NO. 17-L155.11 PW, AM
DESIGNERS AM
DRAWN BY ECOM

BUILDING #8

BUILDING #9



FIRE PUMP #1
 FLOW TAMPER
 RUNNING TROUBLE
 REVERSAL

FIREFIGHTERS' CENTRAL COMMAND GRAPHIC (FOR REFERENCE ONLY)

Dewberry Architects Inc.
 301 N Lake Ave Suite 320
 Pasadena, CA 91101-5112
 916.239.7244 Phone
 916.239.7245 Fax

AGENCY APPROVAL

OFFICE OF THE STATE FIRE MARSHAL
 APPROVED FIRE AND PANIC ONLY

07/01/24
 23-8555
 APPROVAL OF THIS PLAN DOES NOT AUTHORIZE OR APPROVE ANY OMISSION OR DEVIATION FROM APPLICABLE REGULATIONS. FIELD APPROVAL IS SUBJECT TO FIELD INSPECTION. ONE SET OF APPROVED PLANS SHALL BE AVAILABLE ON THE PROJECT SITE AT ALL TIMES.

IDENTIFICATION STAMP
 DIV. OF THE STATE ARCHITECT
 APP: 02-122924 INC.
 REVIEWED FOR
 SS FLS ACS
 DATE: 10/21/2024

DEPARTMENT OF GENERAL SERVICES - FACILITIES MANAGEMENT DIVISIONS
 OFFICE BUILDING 8 & 9 (039 & 045) FIRE LIFE SAFETY UPG
 707 3rd Street, 3rd Floor, West Sacramento, CA 95605
 CONSTRUCTION DOCUMENTS

SEAL

SCALE
 AS INDICATED

REVISIONS

NO.	DESCRIPTION	DATE
01	BACKCHECK 01	4/15/2024

NO. DESCRIPTION DATE

DRAWN BY _____ DRW
 APPROVED BY _____ APR
 CHECKED BY _____ CHK
 DATE: 08 December, 2023

TITLE
 BUILDINGS #8 AND #9 FIRE FIGHTERS CENTRAL COMMAND GRAPHICS

ECOM
 ENGINEERING
 1455 RESPONSE ROAD, SUITE 140
 SACRAMENTO, CA: 95815
 916.641.5600
 916.641.1640 FAX
 WWW.ECOMENG.COM

PROJECT NO. 00000000

JOB NO. 17-1155.11 PM AM
 DESIGNER: AM
 DRAWN BY: ECOM

E7.01

SHEET NO. ISSUE DATE: OCTOBER 25, 2024

OB #9 FIREFIGHTER'S CONTROL PANEL (FOR REFERENCE ONLY)

OB #8 FIREFIGHTER'S CONTROL PANEL (FOR REFERENCE ONLY)

Dewberry Architects Inc.
301 N Lake Ave Suite 320
Pasadena, CA 91101-5112
916.239.7244 Phone
916.239.7245 Fax

AGENCY APPROVAL
OFFICE OF THE STATE FIRE MARSHAL
APPROVED FIRE AND PANIC ONLY
07/01/24
23-8555
Approval of this plan does not authorize or approve any omission or deviation from applicable regulations. Final approval is subject to field inspection. One set of approved plans shall be available on the project site at all times.

IDENTIFICATION STAMP
DIV. OF THE STATE ARCHITECT
APP: 02-122924 INC.
REVIEWED FOR
SS FLS ACS
DATE: 10/21/2024

DEPARTMENT OF GENERAL SERVICES - FACILITIES MANAGEMENT DIVISIONS
OFFICE BUILDING 8 & 9 (039 & 045) FIRE LIFE SAFETY UPG
CONSTRUCTION DOCUMENTS
707 3rd Street, 3rd Floor, West Sacramento, CA 95605

SCALE AS INDICATED
REVISIONS
01 BACKCHECK 01 4/15/2024

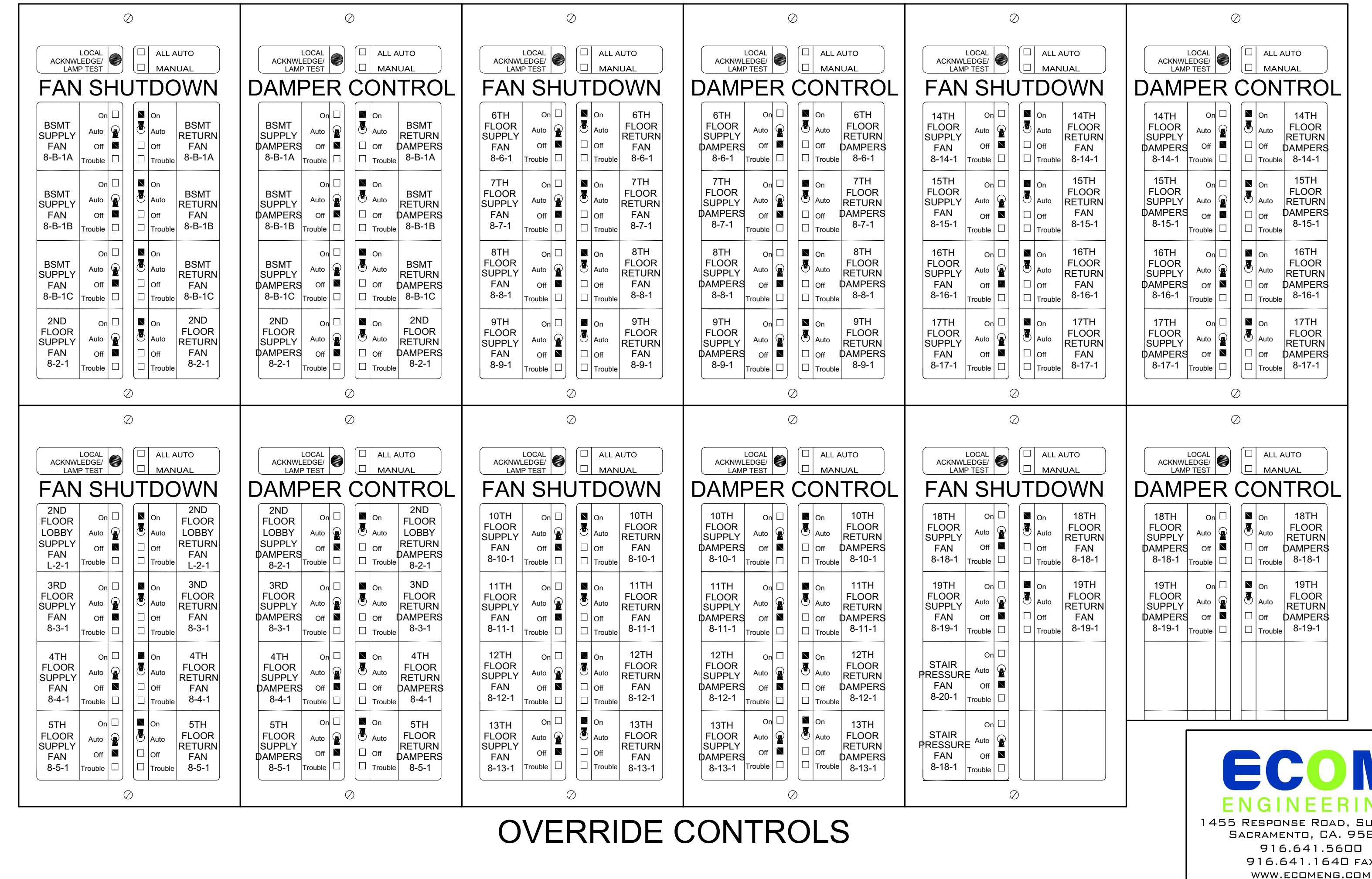
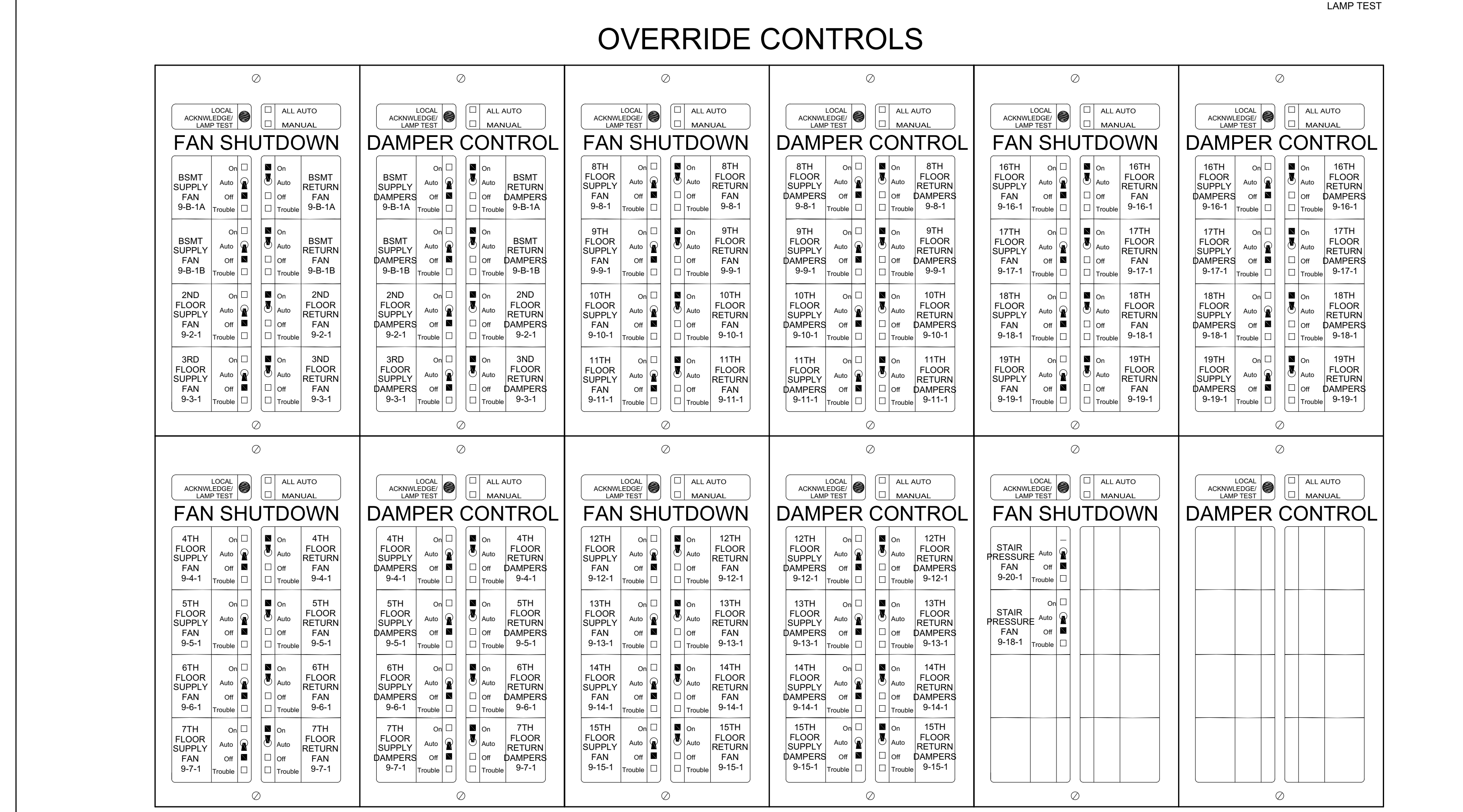
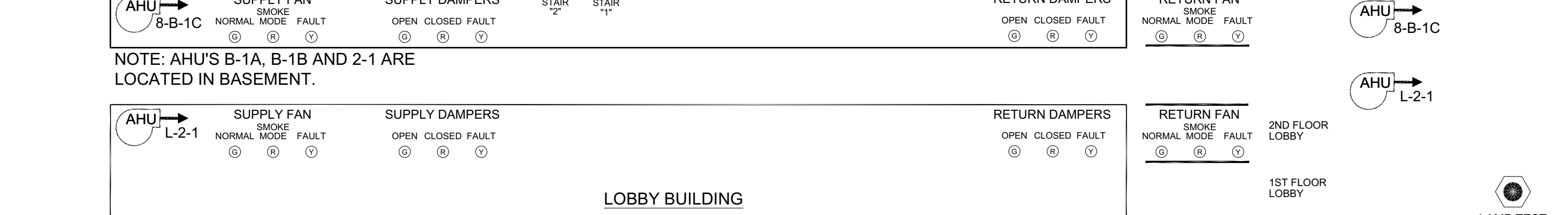
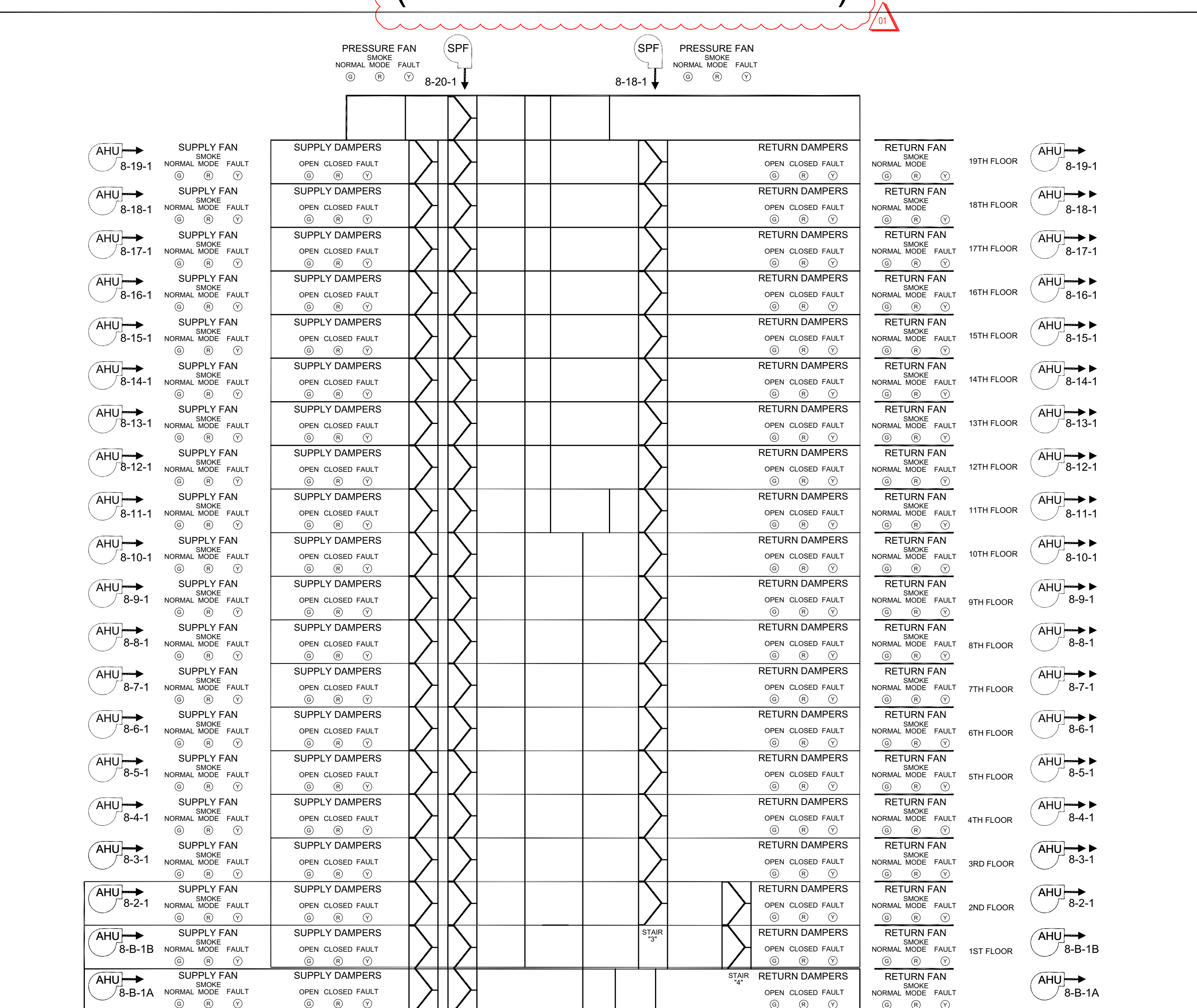
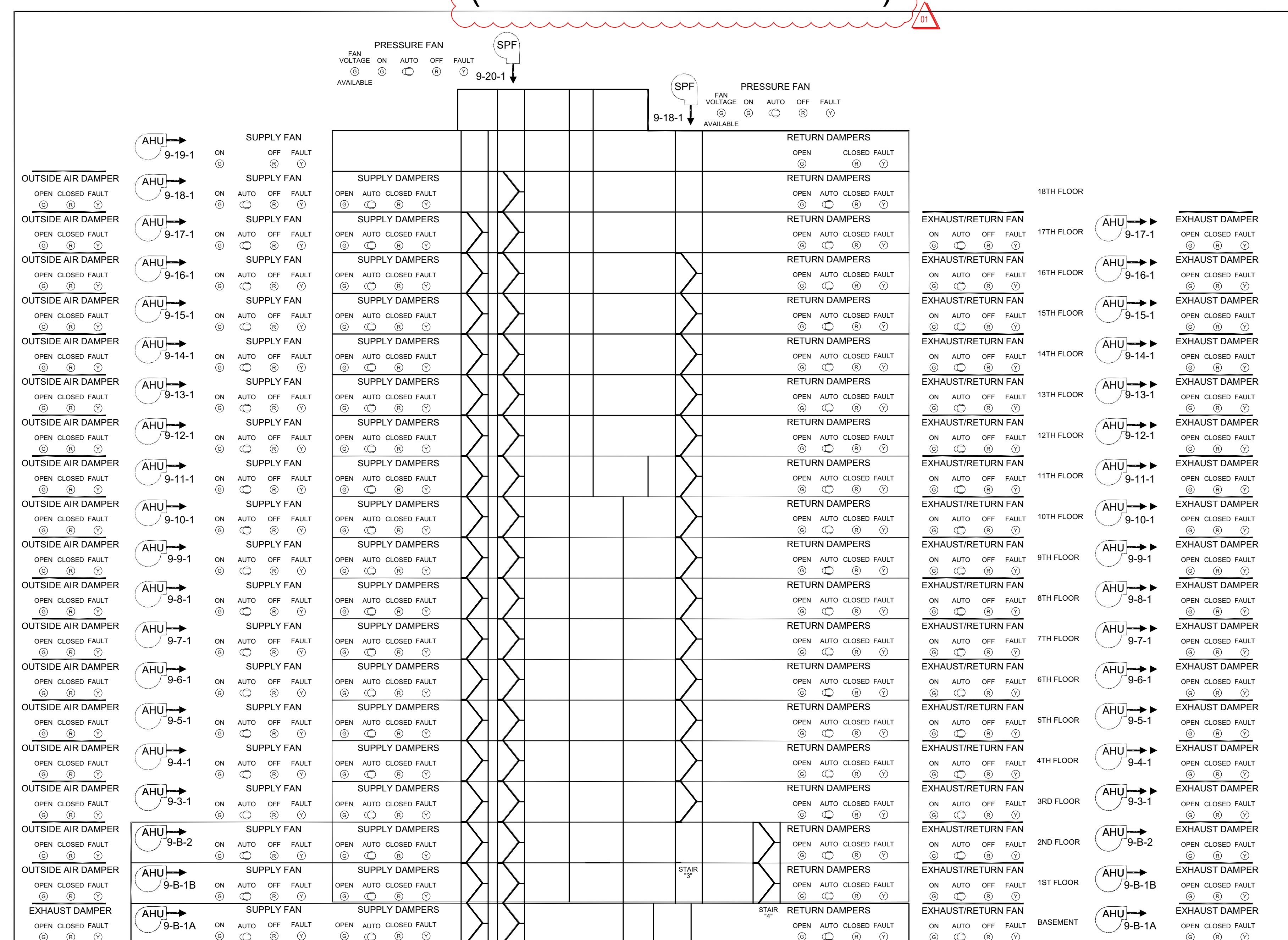
NO. DESCRIPTION DATE
DRAWN BY DRW
APPROVED BY APR
CHECKED BY CHK
DATE 08 December, 2023

TITLE
FIRE ALARM
CONTROL PANEL
DETAIL

PROJECT NO. 00000000

DESIGNER: AM
DRAWN BY: ECOM
SHEET NO. E7.02
ISSUE DATE: OCTOBER 25, 2024

ECOM
ENGINEERING
1455 RESPONSE ROAD, SUITE 140
SACRAMENTO, CA 95815
916.641.1640 FAX
WWW.ECOMENG.COM



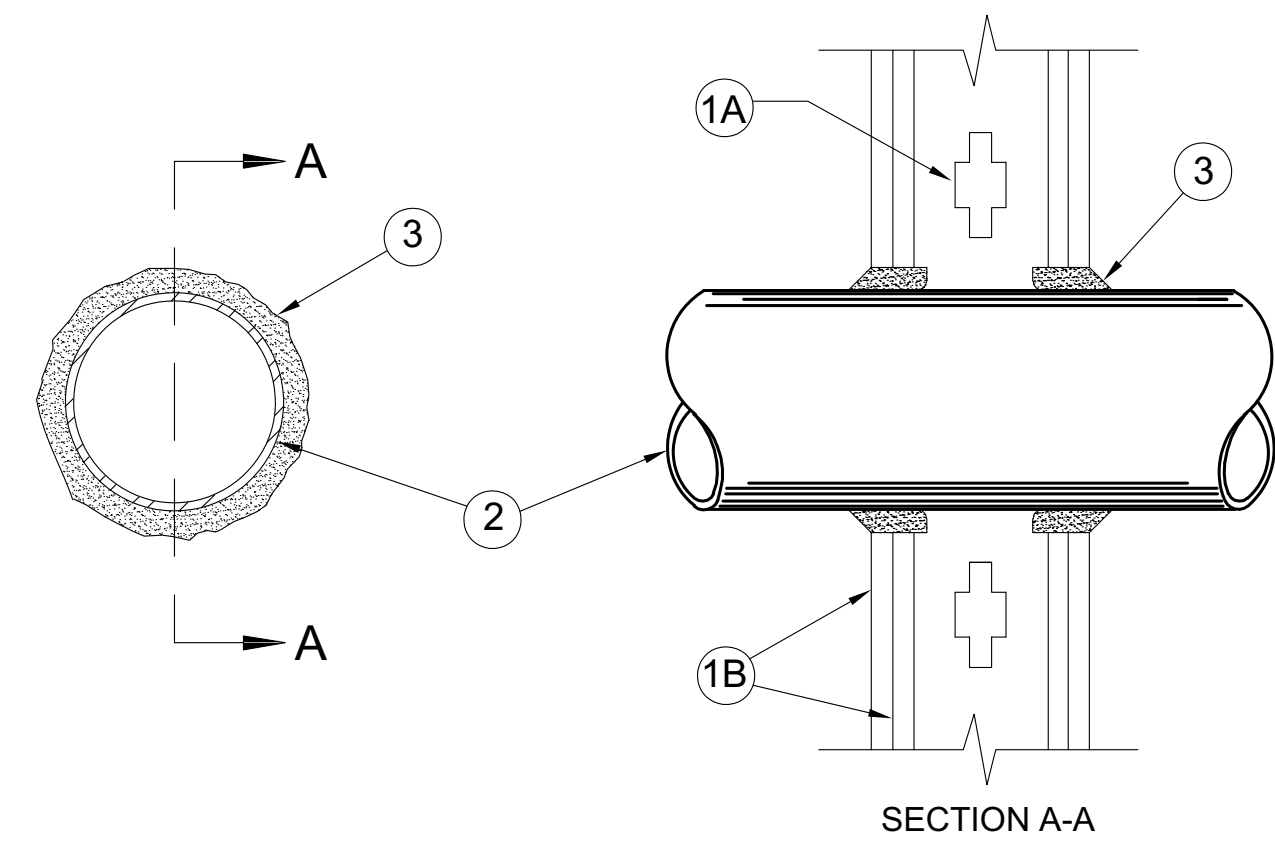
NOTE: AHU'S 9-B-1A, 9-B-1B AND 9-B-2 ARE LOCATED IN BASEMENT.

NOTE: AHU'S 8-1A, 8-1B AND 2-1 ARE LOCATED IN BASEMENT.

THROUGH-PENETRATION FIRESTOP SYSTEMS (GYPSUM)

SYSTEM NO. W-L-1001

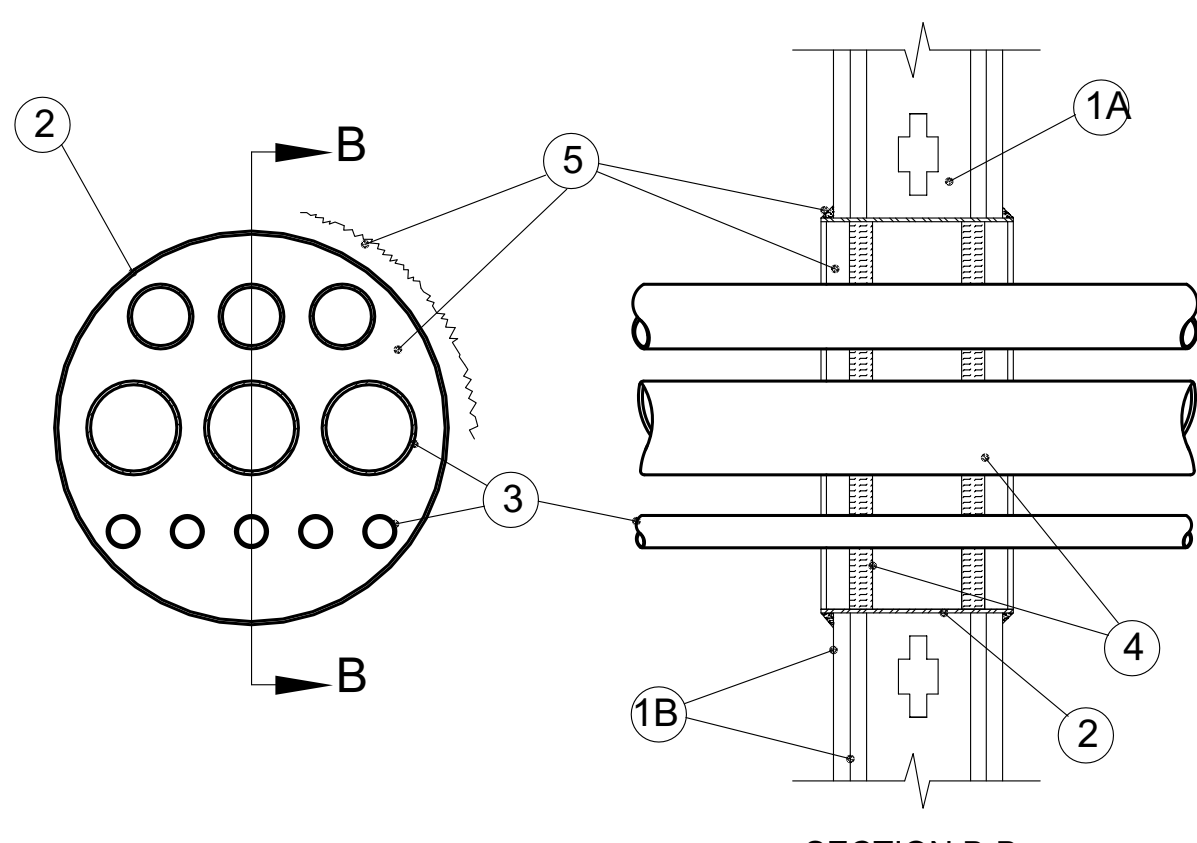
JUNE 15, 2005
 F RATINGS - 1, 2, 3 AND 4 HR (SEE ITEMS 2 AND 3)
 T RATINGS - 0, 1, 2, 3 AND 4 HR (SEE ITEM 3)
 L RATING AT AMBIENT - LESS THAN 1 CFM/SQ FT
 L RATING AT 400° F - LESS THAN 1 CFM/SQ FT



SECTION A-A

SYSTEM NO. W-L-1016

(FORMERLY SYSTEM NO. 322)
 F RATING - 2 HR
 T RATINGS - 1, 1-1/2 AND 2 HR (SEE ITEM 3)
 L RATING AT AMBIENT - 2 CFM/SQ FT
 L RATING AT 400° F - LESS THAN 1 CFM/SQ FT



SECTION B-B

- WALL ASSEMBLY - THE 1, 2, 3 OR 4 HR FIRE-RATED GYPSUM WALLBOARD/STUD WALL ASSEMBLY SHALL BE CONSTRUCTED OF THE MATERIALS AND IN THE MANNER DESCRIBED IN THE INDIVIDUAL U300 OR U400 SERIES WALL OR PARTITION DESIGNS IN THE UL FIRE RESISTANCE DIRECTORY AND SHALL INCLUDE THE FOLLOWING CONSTRUCTION FEATURES:
 - STUDS - WALL FRAMING MAY CONSIST OF EITHER WOOD STUDS (MAX 2HR FIRE RATED ASSEMBLIES) OR STEEL CHANNEL STUDS. WOOD STUDS TO CONSIST OF NOM 2 BY 4 IN. LUMBER SPACED 16 IN. OC WITH NOM 2 BY 4 IN. LUMBER END PLATES AND CROSS BRACES. STEEL STUDS TO BE MIN. 3-5/8 IN. WIDE BY 1-3/8 IN. DEEP CHANNELS SPACED MAX. 24 IN. OC.
 - GYPSUM BOARD* - NOM 1/2 OR 5/8 IN. THICK, 4 FT. WIDE WITH SQUARE OR TAPERED EDGES. THE GYPSUM WALLBOARD TYPE, THICKNESS, NUMBER OF LAYERS, FASTNER TYPE AND SHEET ORIENTATION SHALL BE AS SPECIFIED IN THE INDIVIDUAL U300 OR U400 SERIES DESIGN IN THE UL FIRE RESISTANCE DIRECTORY. MAX DIAM. OF OPENING IS 26 IN.
- THROUGH PENETRANT - ONE METALLIC PIPE, CONDUIT OR TUBING INSTALLED EITHER CONCENTRICALLY OR ECCENTRICALLY WITHIN THE FIRE STOP SYSTEM. THE ANNULAR SPACE BETWEEN PIPE, CONDUIT OR TUBING AND PERIPHERY OF OPENING SHALL BE MIN. 0 IN. TO MAX. 2 IN. PIPE, CONDUIT OR TUBING TO BE RIGIDLY SUPPORTED ON BOTH SIDES OF WALL ASSEMBLY. THE FOLLOWING TYPES AND SIZES OF METALLIC PIPES, CONDUITS OR TUBING MAY BE USED:
 - STEEL PIPE - NOM 24 IN. DIAM. (OR SMALLER) SCHEDULE 10 (OR HEAVIER) STEEL PIPE.
 - IRON PIPE - NOM 24 IN. DIAM. (OR SMALLER) SERVICE WEIGHT (OR HEAVIER) CAST IRON SOIL PIPE. NOM 12 IN. DIAM. (OR SMALLER) OR CLASS 50 (OR HEAVIER) DUCTILE IRON PRESSURE PIPE.
 - CONDUIT - NOM 6 IN. DIAM. (OR SMALLER) STEEL CONDUIT OR NOM 4 IN. DIAM. (OR SMALLER) STEEL ELECTRICAL METALLIC TUBING.
 - COPPER TUBING - NOM 6 IN. DIAM. (OR SMALLER) TYPE L (OR HEAVIER) COPPER TUBING.
 - COPPER PIPE - NOM 6 IN. DIAM. (OR SMALLER) REGULAR (OR HEAVIER) COPPER PIPE.
 - FILL PENETRATION PRODUCT* - FLEXIBLE METAL PIPING - THE FOLLOWING TYPES OF STEEL METAL GAS PIPING MAY BE USED:
 - NOM 2 IN. DIAM (OR SMALLER) STEEL FLEXIBLE METAL GAS PIPING. PLASTIC COVERING ON PIPING MAY OR MAY NOT BE REMOVED ON BOTH SIDES OF FLOOR OR WALL ASSEMBLY. OMEGA FLEX INC.
 - NOM 1 IN. DIAM (OR SMALLER) STEEL FLEXIBLE METAL GAS PIPING. PLASTIC COVERING ON PIPING MAY OR MAY NOT BE REMOVED ON BOTH SIDES OF FLOOR OR WALL ASSEMBLY. TITFLEX CORP. A BUDDY CO.
 - NOM 1 IN. DIAM (OR SMALLER) STEEL FLEXIBLE METAL GAS PIPING. PLASTIC COVERING ON PIPING MAY OR MAY NOT BE REMOVED ON BOTH SIDES OF FLOOR OR WALL ASSEMBLY. WARD MFG INC.
- FILL, VOID OR CAVITY MATERIAL* - CAULK OR SEALANT - MIN 5/8, 1-1/4, 1-7/8 AND 2-1/2 IN. THICKNESS OF CAULK FOR 1, 2, 3, 4 HR RATED ASSEMBLIES, RESPECTIVELY, APPLIED WITHIN ANNULUS, FLUSH WITH BOTH SURFACES OF WALL. MIN 1/4 IN. DIAM BEAD OF CAULK APPLIED TO GYPSUM BOARD/PENETRANT INTERFACE AT POINT CONTACT LOCATIONS ON BOTH SIDE OF WALL. THE HOURLY F RATING OF THE FIRE STOP SYSTEM IS DEPENDENT UPON THE HOURLY FIRE RATING OF THE WALL ASSEMBLY IN WHICH IT IS INSTALLED, AS SHOWN IN THE FOLLOWING TABLE. THE HOURLY T RATING OF THE FIRESTOP SYSTEM IS DEPENDENT UPON THE TYPE OR SIZE OF THE PIPE OR CONDUIT AND THE HOURLY FIRE RATING IF THE WALL ASSEMBLY IN WHICH IT IS INSTALLED, AS TABULATED BELOW.

MAX PIPE OR CONDUIT DIA. IN. (mm)	F RATING HR	T RATING HR
1 (25)	1 OR 2	0+, 1 OR 2
1 (25)	3 OR 4	3 OR 4
4 (102)	1 OR 2	0
6 (152)	3 OR 4	0
12 (305)	1 OR 2	0

+WHEN COPPER IS USED, T RATING IS 0 HR.
 3M COMPANY - CP 25WB+ CAULK OR FB-3000WT SEALANT,
 *BEARING THE UL CLASSIFICATION MARKING

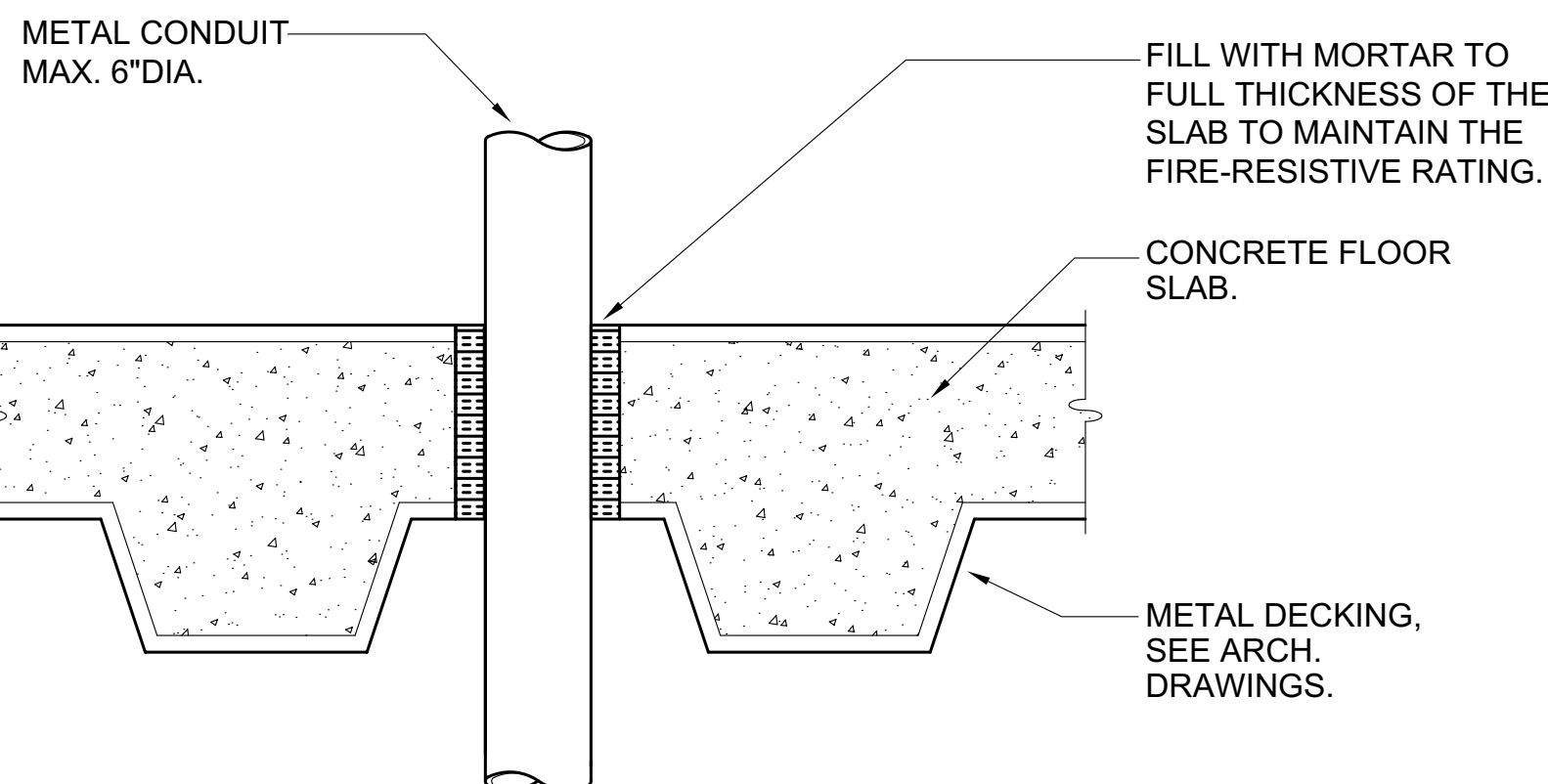
- WALL ASSEMBLY - THE FIRE-RATED GYPSUM WALLBOARD/STUD WALL ASSEMBLY SHALL BE CONSTRUCTED OF THE MATERIALS AND IN THE MANNER DESCRIBED IN THE INDIVIDUAL U300 OR U400 SERIES WALL OR PARTITION DESIGN IN THE UL FIRE RESISTANCE DIRECTORY AND SHALL INCLUDE THE FOLLOWING CONSTRUCTION FEATURES:
 - STUDS - WALL FRAMING MAY CONSIST OF EITHER WOOD STUDS OR STEEL CHANNEL STUDS. WOOD STUDS TO CONSIST OF NOM 2 BY 4 IN. LUMBER SPACED 16 IN. OC WITH NOM 2 BY 4 IN. LUMBER END PLATES AND CROSS BRACES. STEEL STUDS TO BE MIN 3-5/8 IN. WIDE BY 1-3/8 IN DEEP CHANNELS SPACED MAX 24 IN. OC.
 - GYPSUM BOARD* - TWO LAYERS OF NOM 5/8 IN. THICK GYPSUM WALLBOARD AS SPECIFIED IN THE INDIVIDUAL WALL OR PARTITION DESIGN. MAX DIAM OF THROUGH OPENINGS CUT IN WALLBOARD LAYERS IS 12 IN. MAX DIMENSIONS FOR RECTANGULAR OPENING IS 12 IN. BY 9 IN.
 - FASTENERS - WHEN WOOD STUD FRAMING IS EMPLOYED, GYPSUM WALLBOARD ATTACHED TO STUDS WITH CEMENT COATED NAILS AS SPECIFIED IN THE INDIVIDUAL U300-SERIES DESIGN. WHEN STEEL CHANNEL STUD FRAMING IS EMPLOYED, GYPSUM WALLBOARD ATTACHED TO STUDS WITH TYPE S SELF-DRILLING, SELF-TAPPING BUGLE-HEAD STEEL SCREWS AS SPECIFIED IN THE INDIVIDUAL U400-SERIES DESIGN.
- STEEL SLEEVE - NO. 28 GAUGE GALV SHEET STEEL FORMED INTO MAX 12 IN. DIAM OR MAX 12 IN. BY 9 IN. SLEEVE WITH NOM 2 IN. OVERLAP AT SEAM. LENGTH OF SLEEVE TO BE APPROX 1 IN. GREATER THAN OVERALL THICKNESS OF WALL ASSEMBLY. SUCH THAT WHEN INSTALLED, THE ENDS OF THE SLEEVE WILL PROJECT APPROX 1/2 IN. BEYOND THE SURFACE OF THE WALL ON BOTH SIDES OF THE WALL ASSEMBLY. MAX DIAM OF CIRCULAR THROUGH OPENINGS IN GYPSUM WALLBOARD LAYERS ON EACH SIDE OF WALL ASSEMBLY TO BE 12 IN. MAX DIMENSIONS FOR RECTANGULAR OPENING IS 12 IN. BY 9 IN. SLEEVE INSTALLED BY COILING THE SHEET STEEL TO A DIAM SMALLER THAN THE THROUGH OPENING, INSERTING THE COIL THROUGH THE OPENINGS AND RELEASING THE COIL TO LET IT UNCOIL AGAINST THE CIRCULAR CUTOUTS IN THE GYPSUM WALLBOARD LAYERS.
- STEEL PIPE OR CONDUIT - NOM 3 IN. DIAM (OR SMALLER) SCHEDULE 10 (OR HEAVIER) STEEL PIPE, STEEL CONDUIT OR STEEL ELECTRICAL METALLIC TUBING. MULTIPLE PIPES AND/OR CONDUIT PERMITTED IN SLEEVED OPENING PROVIDED A MIN SEPARATION OF 1/4 IN. IS MAINTAINED BETWEEN PIPES OR CONDUITS. PIPES AND/OR CONDUITS TO BE RIGIDLY SUPPORTED ON BOTH SIDES OF THE WALL ASSEMBLY. THE T RATING OF THE FIRESTOP SYSTEM IS DEPENDENT UPON THE MAX DIAM OF THE PIPES OR CONDUITS, AS TABULATED BELOW:

MAX PIPE OR CONDUIT DIA. IN.	T RATING HR
3	1
1	1 1/2
3/4	2
- PACKING MATERIAL - MIN 1 IN. THICKNESS OF RIGID GLASS FIBER INSULATION OR MINERAL WOOL BATT INSULATION FIRMLY PACKED INTO STEEL SLEEVE ON BOTH SIDES OF WALL ASSEMBLY AS A PERMANENT FORM. PACKING MATERIAL TO BE RECESSED MIN 5/8 IN. FROM SURFACE OF WALL ON BOTH SIDES OF WALL ASSEMBLY.
- FILL, VOID OR CAVITY MATERIALS* - CAULK - APPLIED TO FILL THE STEEL SLEEVE TO A MIN DEPTH OF 1 IN. ON BOTH SIDES OF WALL ASSEMBLY. A NOM 1/4 IN. DIAM CONTINUOUS BEAD OF CAULK SHALL BE APPLIED AROUND THE CIRCUMFERENCE OF THE STEEL SLEEVE AT ITS EGRESS FROM THE GYPSUM WALLBOARD LAYERS ON BOTH SIDES OF THE WALL ASSEMBLY.
 MINNESOTA MINING & MFG CO - TYPE CP 25WB+
 *BEARING THE UL CLASSIFICATION MARKING

MAX PIPE OR CONDUIT DIA. IN.	T RATING HR
3	1
1	1 1/2
3/4	2

1 GYPSUM WALL FIRE PENETRATION DETAIL

NO SCALE

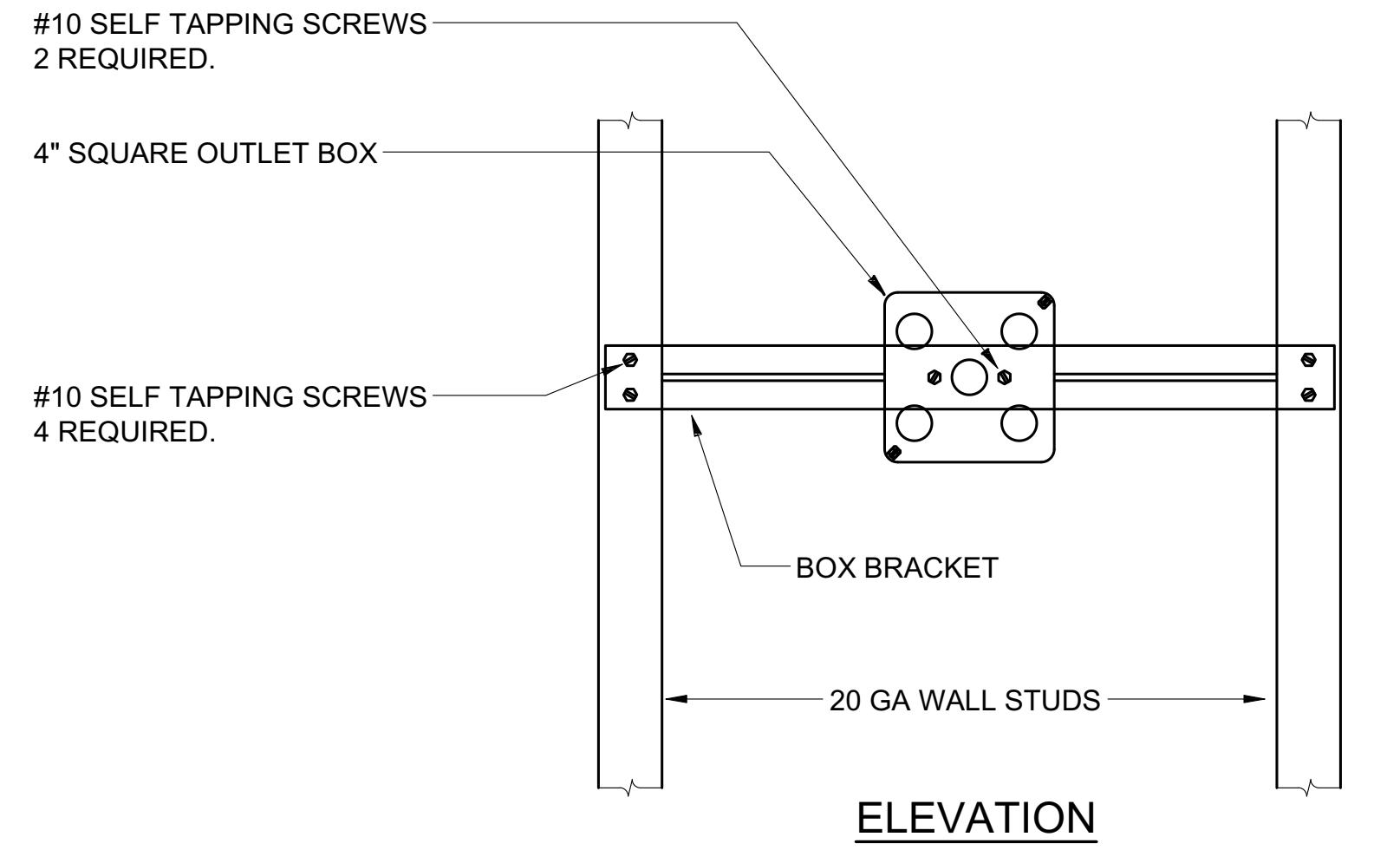
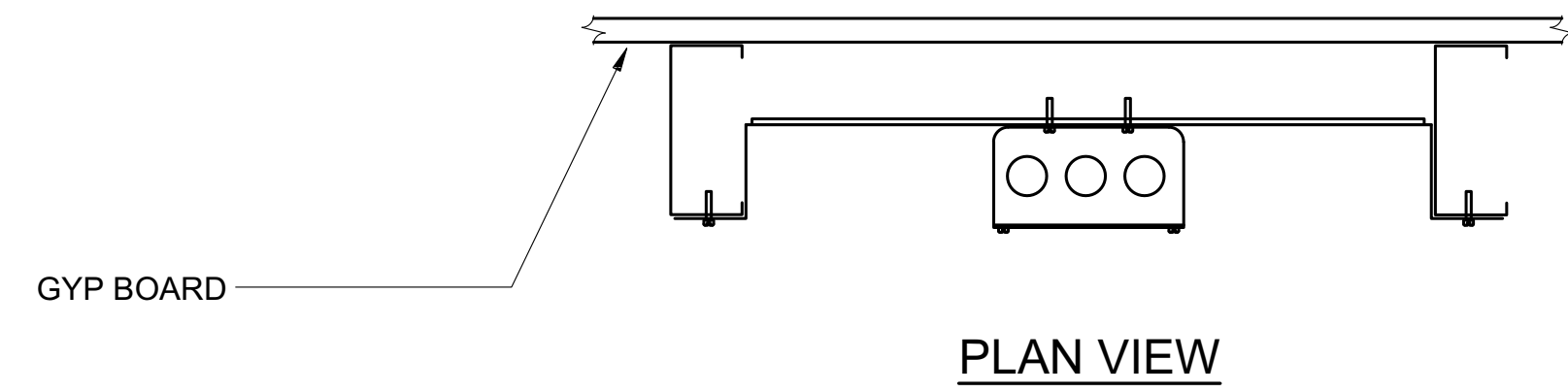
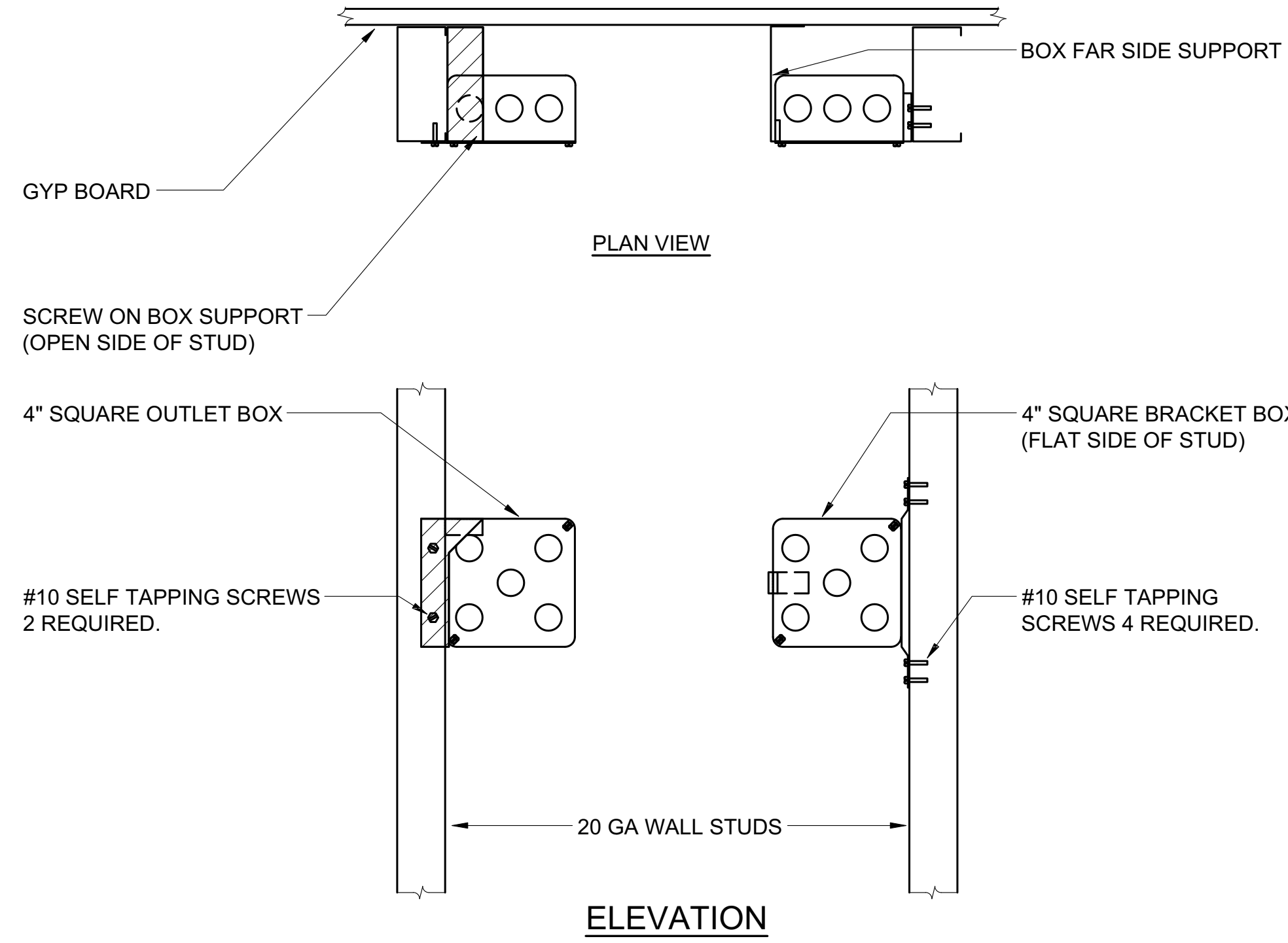


4 FIRE PENETRATION DETAIL (OPTION 2)

NO SCALE

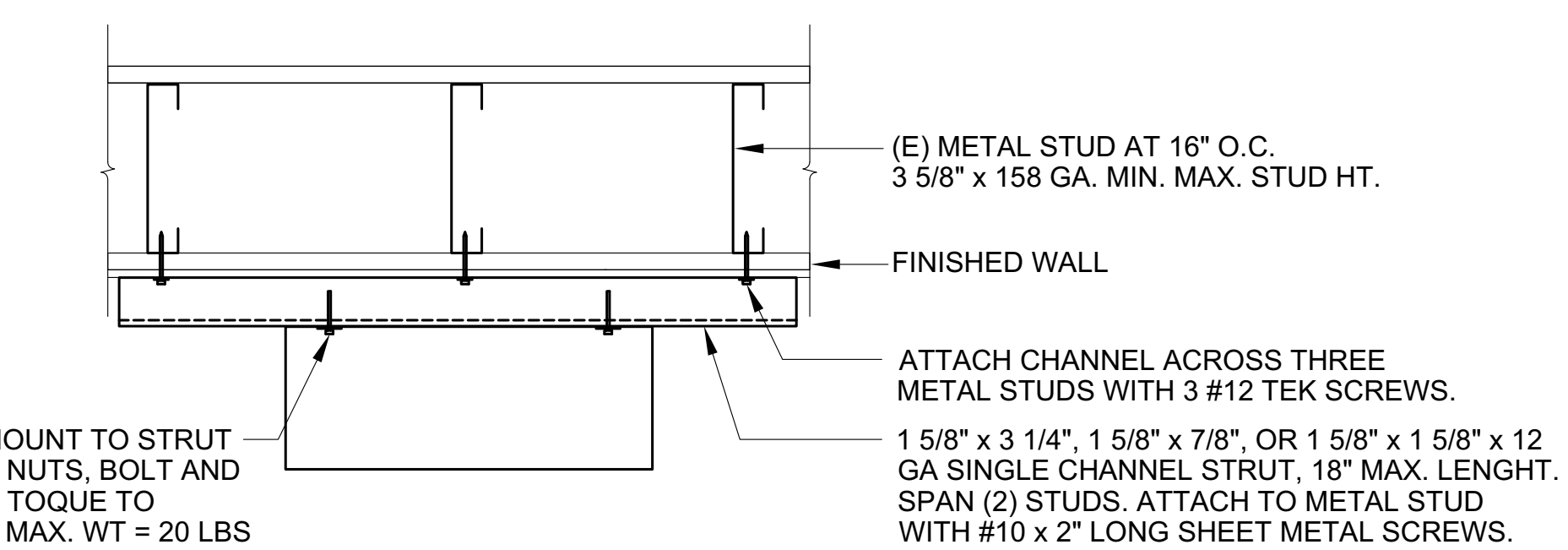
2 BOX SUPPORT DETAIL - ON STUD

NO SCALE



3 BOX SUPPORT DETAIL - ON STUD


NO SCALE




5 WALL MOUNTED BOX SUPPORT DETAIL

NO SCALE

Dewberry Architects Inc.
 301 N Lake Ave. Suite 320
 Pasadena, CA 91101-5112
 916.239.7244 Phone
 916.239.7245 Fax



DEPARTMENT OF GENERAL SERVICES - FACILITIES MANAGEMENT DIVISIONS
 OFFICE BUILDING 8 & 9 (039 & 045) FIRE LIFE SAFETY UPG
 707 3rd Street, 3rd Floor, West Sacramento, CA 95605
 CONSTRUCTION DOCUMENTS



SCALE: AS INDICATED

NO.	DESCRIPTION	DATE

DRAWN BY: _____ DRW
 APPROVED BY: _____ APR
 CHECKED BY: _____ CHK
 DATE: _____ 08 December, 2023

TITLE: ELECTRICAL DETAILS

PROJECT NO. 00000000

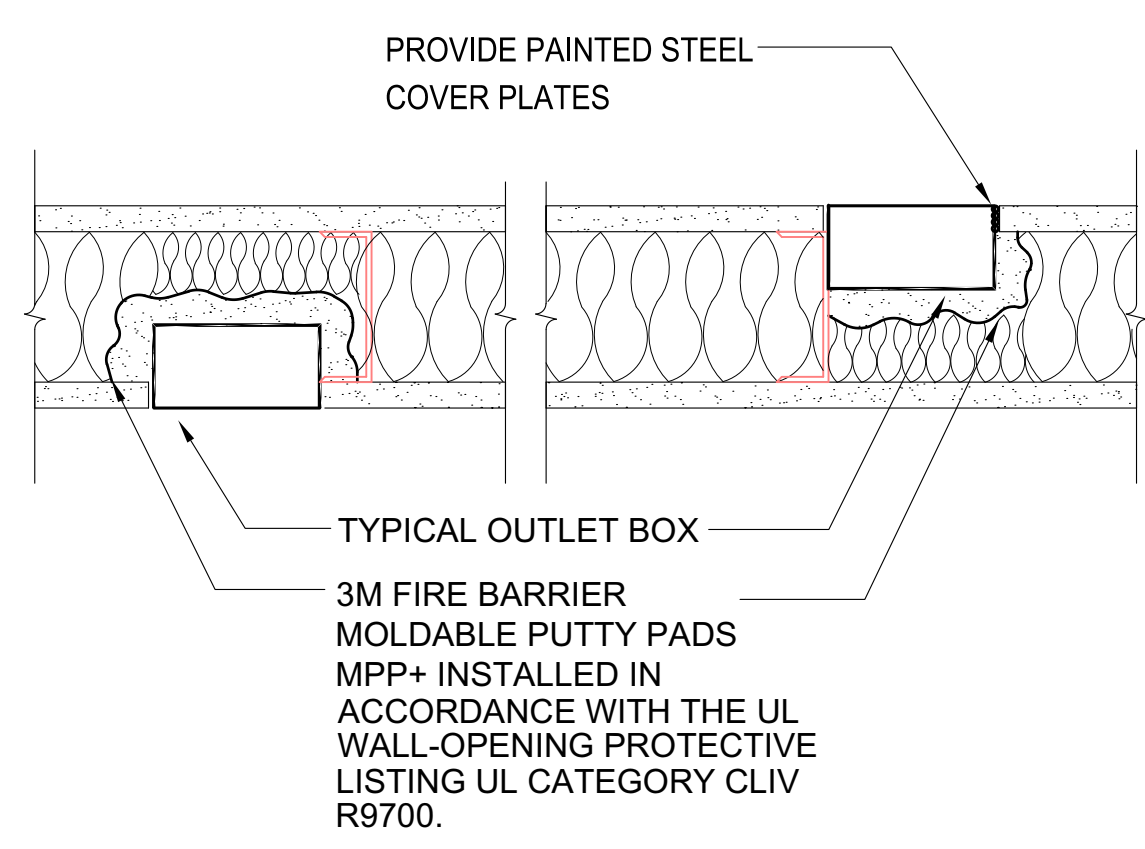
E7.03

SHEET NO. _____

ISSUE DATE: OCTOBER 25, 2024

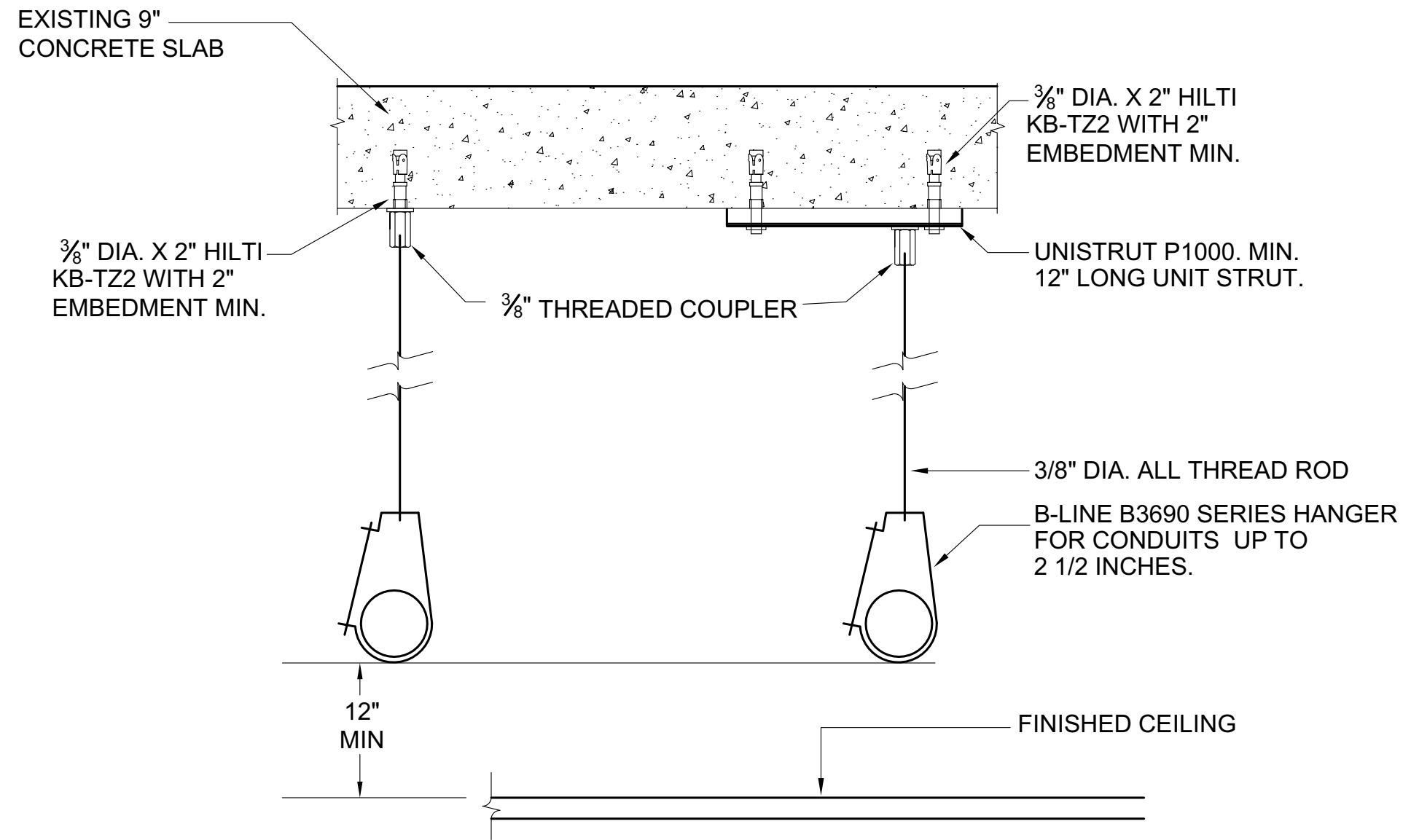
ECOM
 ENGINEERING
 1455 RESPONSE ROAD, SUITE 140
 SACRAMENTO, CA 95815
 916.641.5600
 916.641.1640 FAX
 WWW.ECOMENG.COM

JOB NO. 17-L155.11 PM AM
 DESIGNER: AM
 DRAWN BY: ECOM



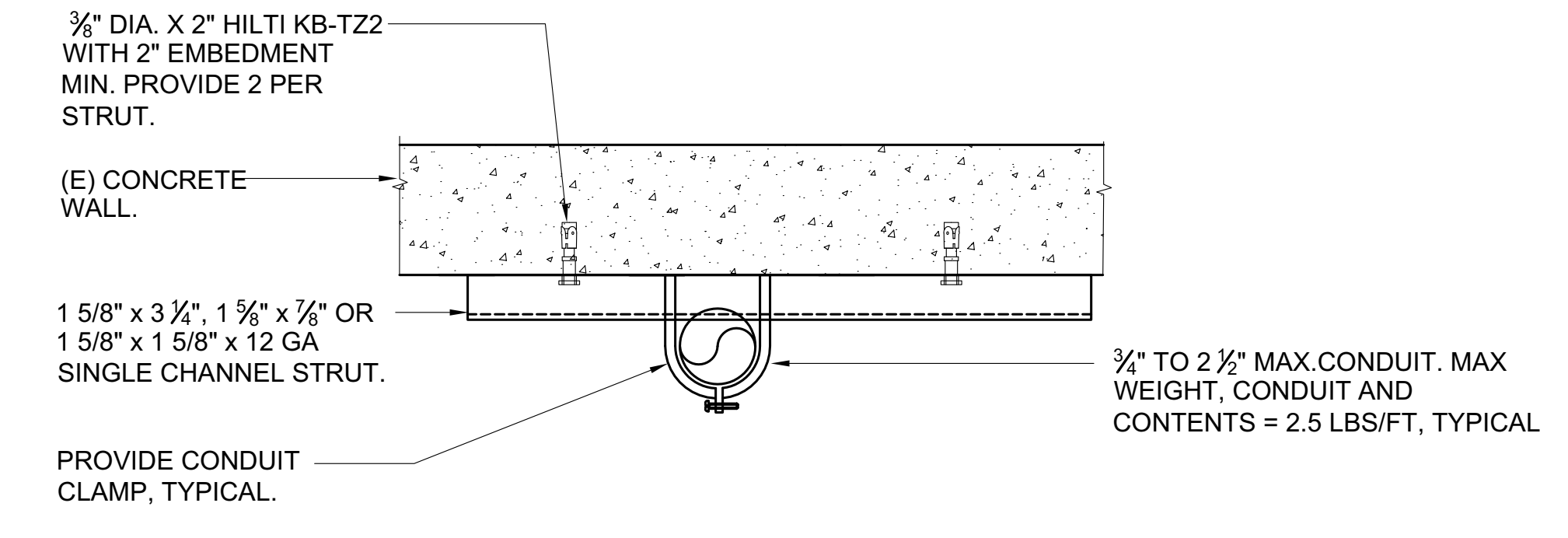
- NOTES:**
1. SPACE OUTLET BOXES 24" APART WHEN POSSIBLE.
 2. BACK TO BACK OUTLETS NOT PERMITTED.
 3. PLUG ALL UNUSED KNOCK-OUTS IN OUTLET BOXES WITH KNOCK-OUT CAPS.
 4. ACOUSTICAL BOX PAD REQUIREMENT APPLIES TO ALL PARTITIONS WITH ACOUSTICAL INSULATION OR IN FIRE RATED WALL ASSEMBLIES.
 5. PENETRATION ASSEMBLY SHALL MEET SPECIFIC REQUIREMENTS FOR LABORATORY TESTED ASSEMBLY USED.

1 OUTLET TREATMENT FOR FIRE RATED/ACOUSTICAL PARTITION
NO SCALE



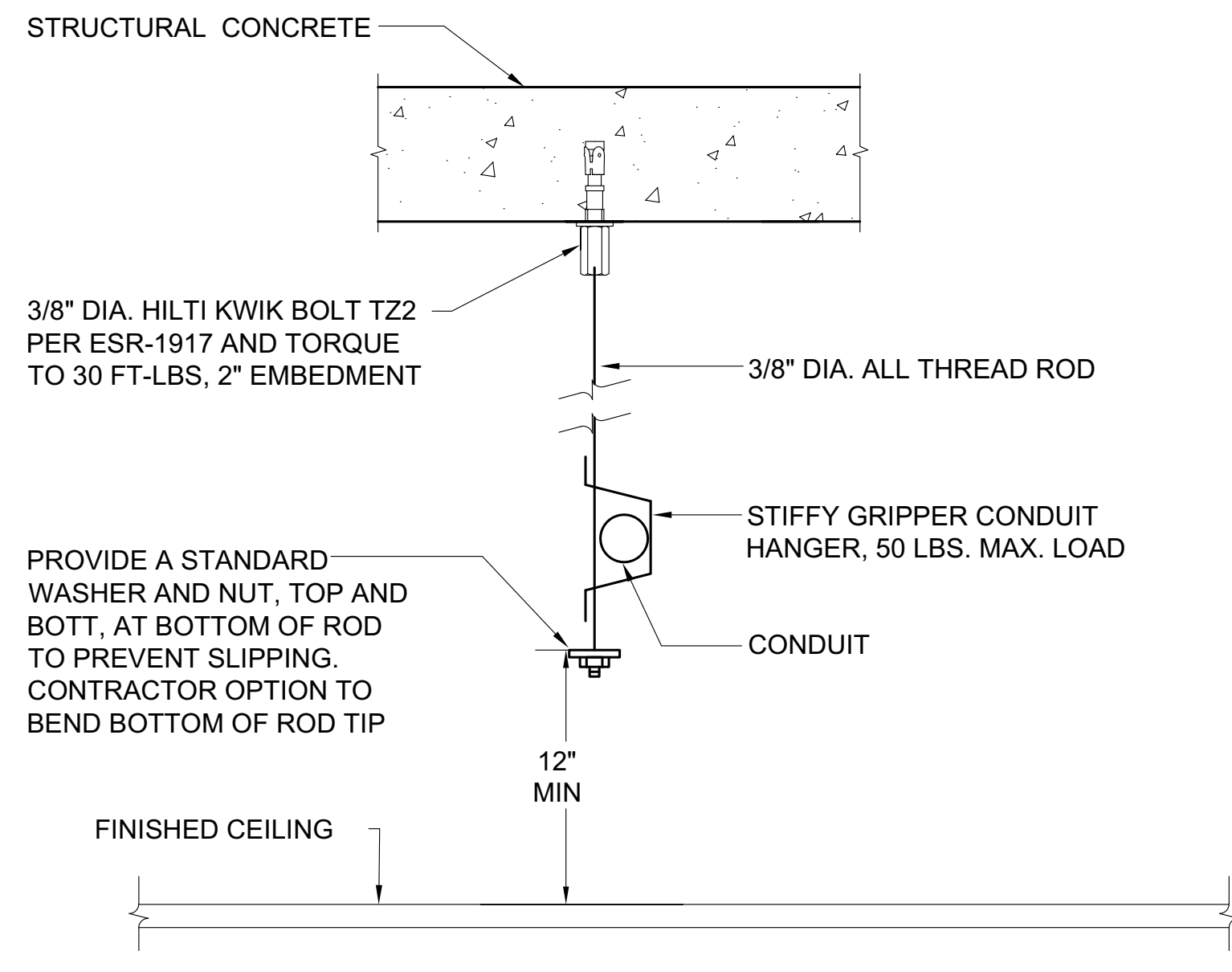
- NOTES:**
1. SPACING BETWEEN HANGERS SHALL BE PER CEC REQUIREMENTS.
 2. TORQUE TEST CONCRETE ANCHORS TO 30 FT-LBS.

2 CONDUIT SUPPORT DETAIL - (CONCRETE FILLED METAL DECK OR CAST IN PLACE CONCRETE)
NO SCALE



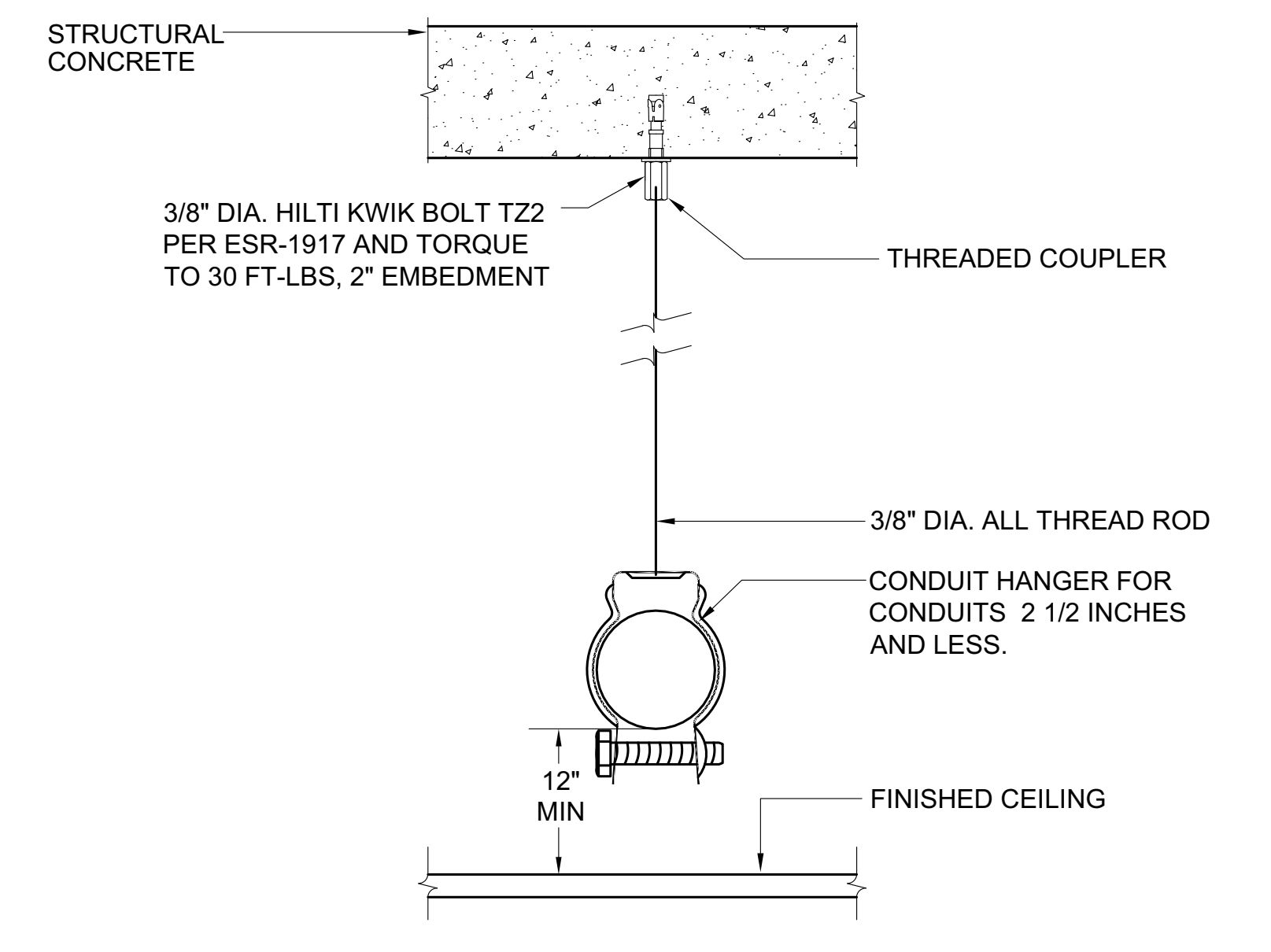
- NOTES:**
1. TORQUE TEST CONCRETE ANCHORS TO 30 FT-LBS.

3 CONDUIT MOUNTING DETAIL - CONCRETE
NO SCALE



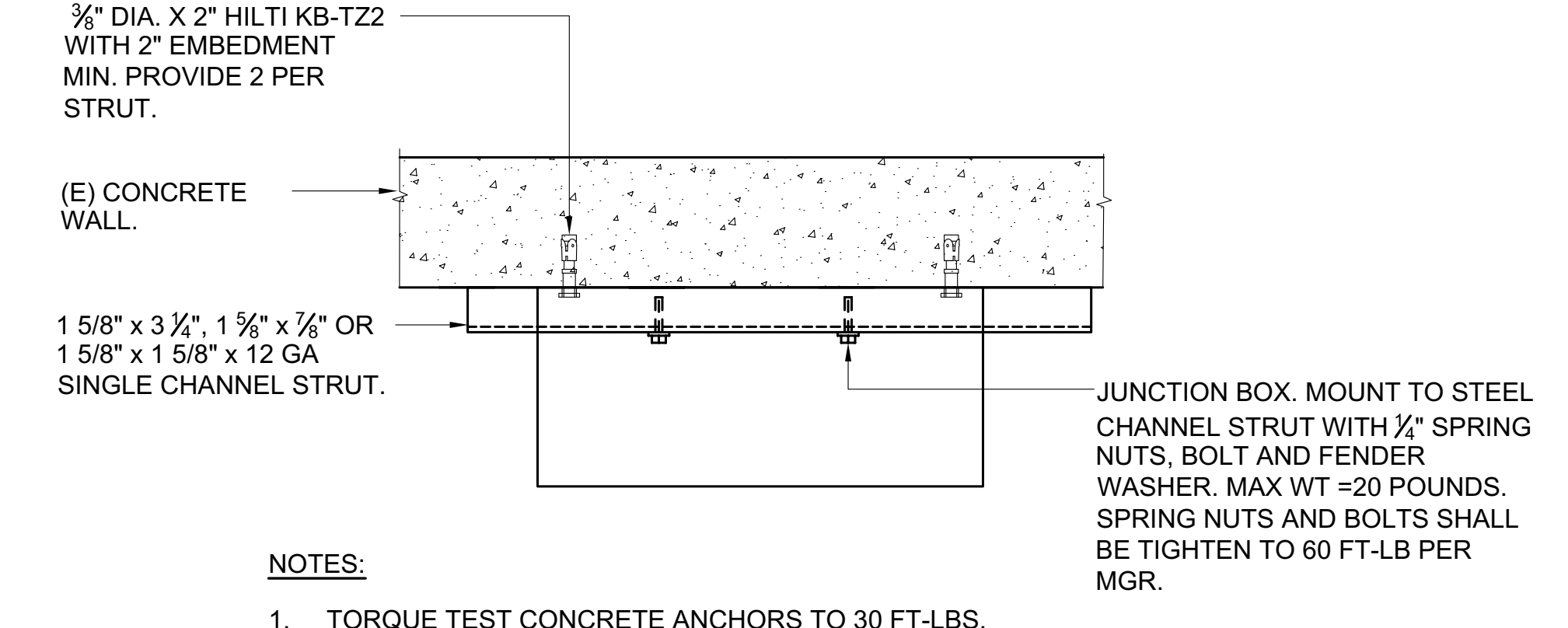
- NOTES:**
1. SPACING BETWEEN HANGERS SHALL BE PER CEC REQUIREMENTS.
 2. COMBINED WEIGHT OF CONDUITS BETWEEN SUPPORTS MAY NOT EXCEED 5 LBS/ LINEAR FOOT.

4 CONDUIT SUPPORT DETAIL - ON CONCRETE
NO SCALE



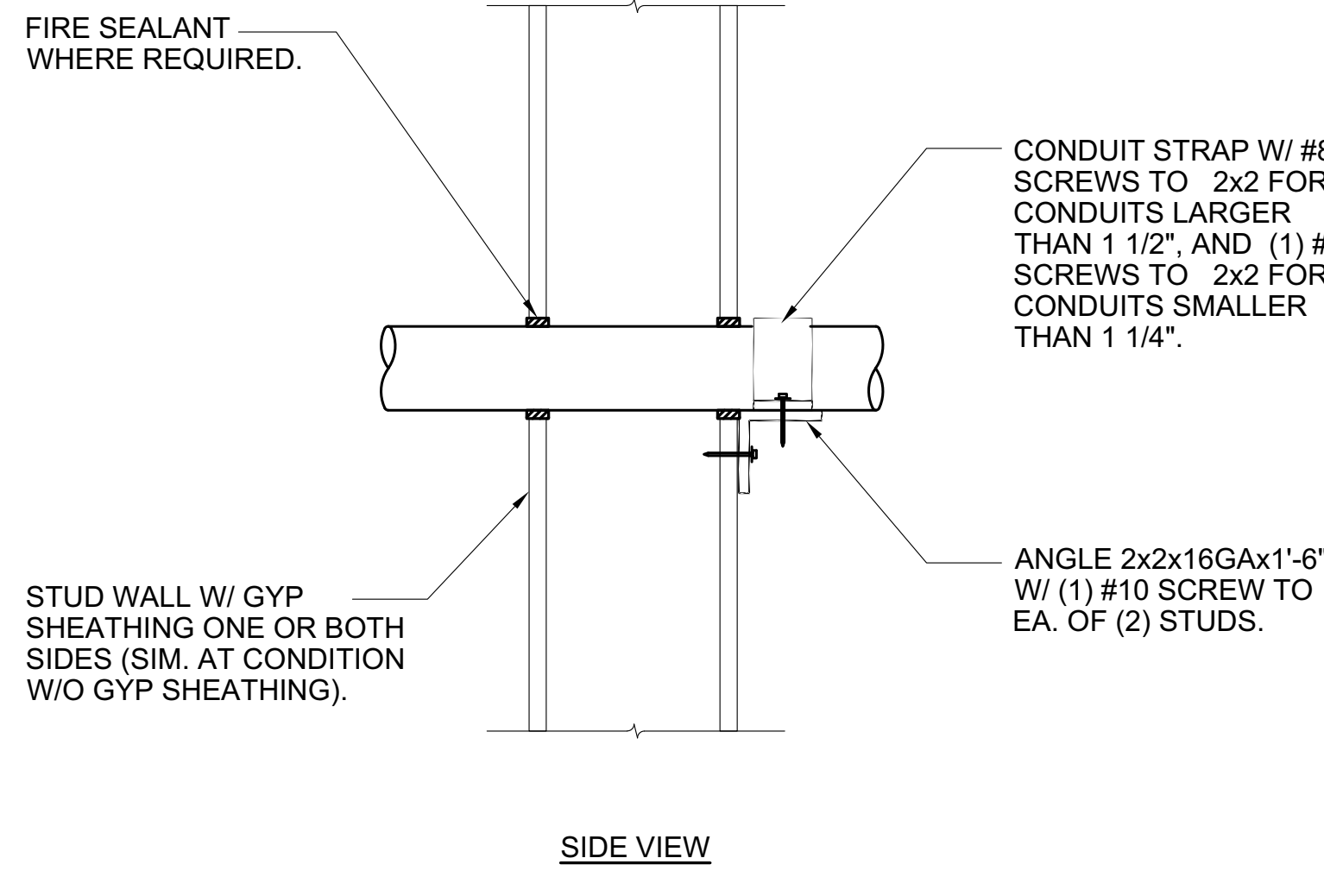
- NOTES:**
1. SPACING BETWEEN HANGERS SHALL BE PER CEC REQUIREMENTS.
 2. ANCHOR MAY BE PLACED AT HIGH OR LOW FLUTE. CENTER ANCHOR IN THE FLUTE.
 3. COMBINED WEIGHT OF CONDUITS BETWEEN SUPPORTS MAY NOT EXCEED 5 LBS/ LINEAR FOOT.

5 CONDUIT SUPPORT DETAIL - ON STEEL DECK
NO SCALE

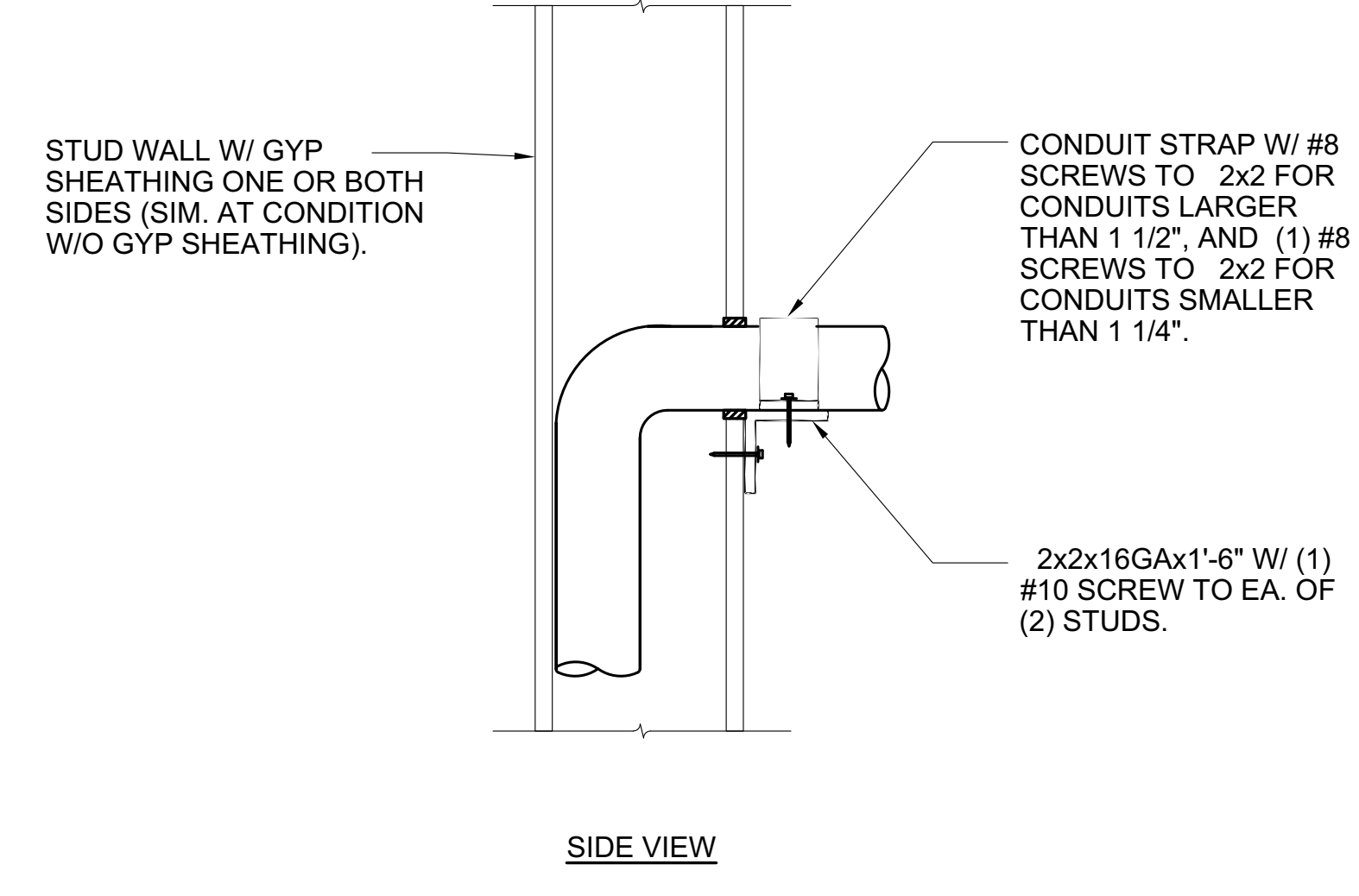


- NOTES:**
1. TORQUE TEST CONCRETE ANCHORS TO 30 FT-LBS.

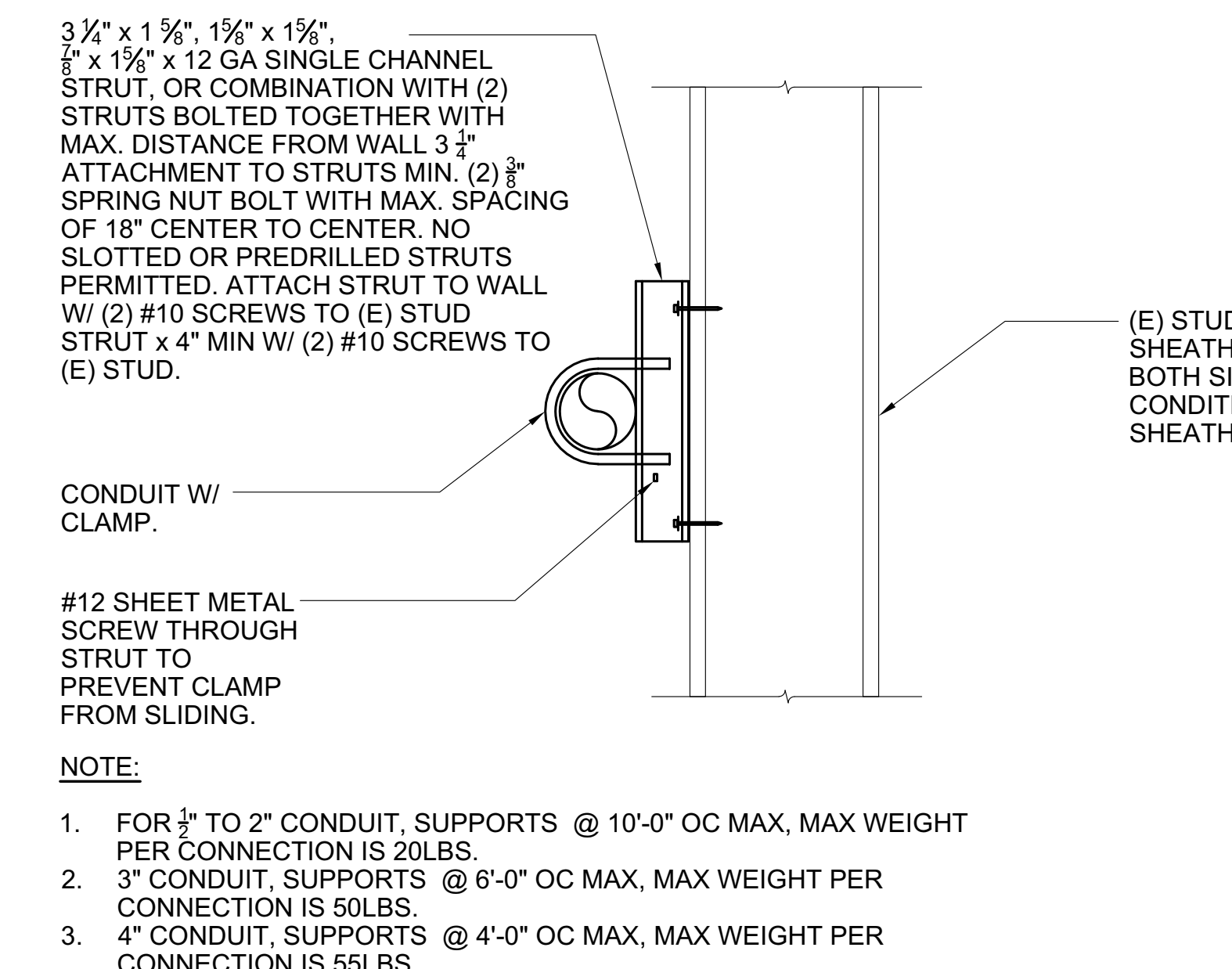
6 WALL MOUNTED JUNCTION BOX DETAIL
NO SCALE



7 CONDUIT THRU WALL DETAIL
NO SCALE

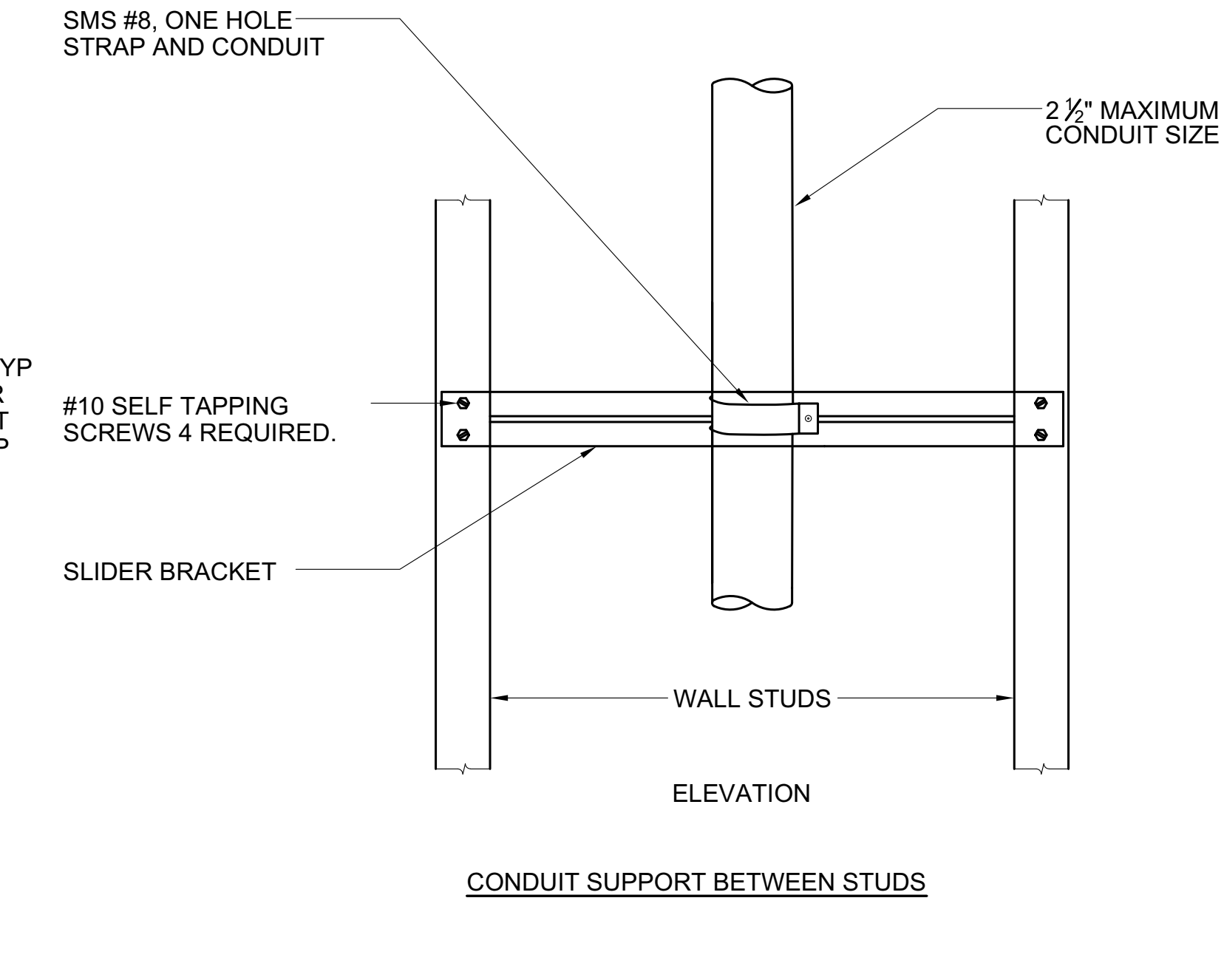


8 CONDUIT SUPPORT DETAIL
NO SCALE



- NOTE:**
1. FOR 3/4" TO 2" CONDUIT, SUPPORTS @ 10'-0" OC MAX, MAX WEIGHT PER CONNECTION IS 20LBS.
 2. 3" CONDUIT, SUPPORTS @ 6'-0" OC MAX, MAX WEIGHT PER CONNECTION IS 50LBS.
 3. 4" CONDUIT, SUPPORTS @ 4'-0" OC MAX, MAX WEIGHT PER CONNECTION IS 55LBS.

9 CONDUIT TO WALL DETAIL
NO SCALE



10 CONDUIT SUPPORT BETWEEN STUDS
NO SCALE

Dewberry Architects Inc.
301 N Lake Ave Suite 320
Pasadena, CA 91101-5112
916.239.7244 Phone
916.239.7245 Fax

AGENCY APPROVAL

OFFICE OF THE STATE FIRE MARSHAL
APPROVED FIRE AND PANIC ONLY

07/01/24
23-8555
E
SINCE 1888

Approval of this plan does not authorize or approve any omission or deviation from applicable regulations. Final approval is subject to field inspection. One set of approved plans shall be available on the project site at all times.

IDENTIFICATION STAMP
DIV. OF THE STATE ARCHITECT

APP: 02-122924 INC.
REVIEWED FOR
SS FLS ACS

DATE: 10/21/2024

DEPARTMENT OF GENERAL SERVICES - FACILITIES MANAGEMENT DIVISIONS

OFFICE BUILDING 8 & 9 (039 & 045) FIRE LIFE SAFETY UPG

707 3rd Street, 3rd Floor, West Sacramento, CA 95605

CONSTRUCTION DOCUMENTS

SEAL

SCALE
AS INDICATED

REVISIONS

NO.	DESCRIPTION	DATE

DRAWN BY _____ DRW
APPROVED BY _____ APR
CHECKED BY _____ CHK
DATE _____ 08 December, 2023

TITLE
ELECTRICAL DETAILS

PROJECT NO. 00000000

E7.04

SHEET NO. _____
ISSUE DATE: OCTOBER 25, 2024

ECOM
ENGINEERING

1455 RESPONSE ROAD, SUITE 140
SACRAMENTO, CA: 95815
916.641.5600
916.641.1640 FAX
WWW.ECOMENG.COM

JOB NO. 17-L155.11 PM, AM
DESIGNER: AM
DRAWN BY: ECOM

BUILDING 8 - BASEMENT FLOOR			
INTERIOR GROSS AREA	16531		
USE	AREA (SQ. FT.)	OCCUPANCY LOAD FACTOR	OCCUPANT LOAD
OFFICE	391	100	4
CONFERENCE	-	15	-
LOBBY/WAITING/AUDITORIUM	-	7	-
DINING	-	15	-
KITCHEN	-	200	-
DAYCARE	-	35	-
FITNESS/LOCKER ROOM	1094	50	22
MECHANICAL/STORAGE	9399	300	32
ALL OTHERS (SHOP)	1623	100	17
CORRIDORS, TOILETS, SHAFTS, STAIRS, ELEVATOR	4024	0	-
TOTAL	16531		75

EXIT WIDTH REQUIRED AT DOORS: 15" (0.2 X OCCUPANCY)
EXIT WIDTH REQUIRED AT STAIRS: 22.5" TOTAL STAIR WIDTH AVAILABLE: 72" (0.3 X OCCUPANCY)



BUILDING 9 - BASEMENT FLOOR			
INTERIOR GROSS AREA	16531		
USE	AREA (SQ. FT.)	OCCUPANCY LOAD FACTOR	OCCUPANT LOAD
OFFICE	-	100	-
CONFERENCE	-	15	-
LOBBY/WAITING/AUDITORIUM	-	7	-
DINING	-	15	-
KITCHEN	-	200	-
DAYCARE	-	35	-
FITNESS/LOCKER ROOM	2739	50	55
MECHANICAL/STORAGE	9317	300	31
ALL OTHERS	-	100	-
CORRIDORS, TOILETS, SHAFTS, STAIRS, ELEVATOR	4475	0	-
TOTAL	16531		86

EXIT WIDTH REQUIRED AT DOORS: 17.2" (0.2 X OCCUPANCY)
EXIT WIDTH REQUIRED AT STAIRS: 25.8" TOTAL STAIR WIDTH AVAILABLE: 88" (0.3 X OCCUPANCY)

LIFE SAFETY PLAN GENERAL NOTES

LIFE SAFETY PLAN SYMBOL DESIGNATIONS

I 1.1	BUILDING CODE OCCUPANCY TYPE	I FR	BUILDING CODE CONSTRUCTION TYPE
89	ACTUAL EXIT OR NUMBER OF STAIR WIDTH	17.9"	REQUIRED WIDTH FOR # OF OCCUPANTS
---	FIRE/SMOKE RESISTIVE PARTITION		
---	NEW CONSTRUCTION		
---	EXISTING CONSTRUCTION		
1	REQUIRED ASSEMBLY RATING	1	MINIMUM OPENING PROTECTION ASSEMBLY
2	ONE HOUR RATED	1 1/2	HOUR
3	TWO HOUR RATED	2	HOUR
4	THREE HOUR RATED	3	HOUR
5	FOUR HOUR RATED	4	HOUR
E	TYPE OF ASSEMBLY		
O	EXISTING (UBC/SBC ONLY)	S	SMOKE BARRIER/COMPARTMENT (22,500 SQ. FT. MAX)
F	FIRE EXTINGUISHER (MAXIMUM TRAVEL 75'-0")	S	FIRE DEPARTMENT CONNECTION (SAMESE), TYPE LOCATED IN STAIR ENCLOSURES
D	DRINKING FOUNTAIN		
REQUIRED DAMPERS			
---	FIRE	---	SMOKE
---	FIRE WALL	---	SMOKE BARRIER
---	FIRE BARRIER	---	COMBINATION
---	FIRE PARTITION	---	SHAFT
---		---	EXIT ENCLOSURES
---		---	STAIRS

GENERAL BREATHING AIR NOTES

- BREATHING AIR LINES SHALL BE ENCLOSED WITHIN 2-HOUR ASSEMBLIES; REFERENCE DETAILS NOTED.
- BASEMENT FIRE DEPT. BREATHING AIR PLAN KEYNOTES**
- AIR LINE DROP FROM FIRST FLOOR ABOVE, SEE DET BA/A080A.
 - SAW CUT (E) CONC TOPPING SLAB, PLACE AIR LINE(S) AND POUR BACK, SEE DET BA/A080A.
 - AIR RISER(S) TO FLOORS ABOVE, SEE DET BA/A080A.
 - AIR RISER(S) FROM FLOOR TO (E) CONC WALL PENETRATION ABOVE, THROUGH WALL AND UP OPPOSITE SIDE TO DECK ABOVE, SEE DET BA/A080A.
 - AIR LINE(S) AT BOTTOM OF DECK ABOVE, SEE DET BA/A080A.
 - AIR LINE DROP FROM DECK ABOVE TO HORIZONTAL RUN ON CONC WALL THROUGH LENGTH OF TUNNEL, SEE DET BA/A080A.
 - AIR RISER TO DECK ABOVE, SEE DET BA/A080A.
 - AIR PIPE DROP FROM DECK DOWN CONC WALL, THROUGH (E) WALL OPENING, AND DOWN OPPOSITE SIDE OF WALL TO FLOOR, SEE DET BA/A080A.

CALIFORNIA STATE OFFICE BUILDINGS 8 & 9 RENOVATIONS

STATE OF CALIFORNIA



DEPT. OF GENERAL SERVICES
REAL ESTATE SERVICES DIVISION
PROJECT MGMT. BRANCH
707 3RD STREET, SUITE 3-305
WEST SACRAMENTO, CALIFORNIA 95605

PROJECT DIRECTOR: LAURIE STEFFEN
916-376-1656 Voice
916-376-1654 Fax
laurie.steffen@dgs.ca.gov
PMB Work Order #111678



CALIFORNIA DEPARTMENT OF SOCIAL SERVICES

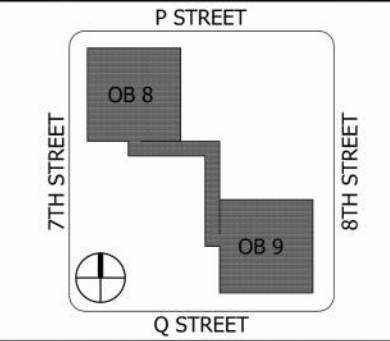
CALIFORNIA STATE FIRE MARSHAL

Approval of this plan does not authorize or approve any omissions or deviation from applicable regulations. Final approval is subject to field inspection. One set of approved plans shall be available on the project site at all times.

Reviewed by _____ Date _____

STATE FIRE MARSHAL
OB#8 01-34-11-0081-000-330-1
OB#9 01-34-11-0082-000-330-1


IDENTIFICATION STAMP	DATE
AC. _____	02-107237
DATE	



REVISION HISTORY - THIS SHEET



Architecture | Engineering | Planning
Hammel, Green and Abrahamson, Inc.
1410 Rocky Ridge Drive - Suite 250
Roseville, California USA 95661
Telephone 916.787.5100 Facsimile 916.784.7738



BUILDINGS 8, 9 & LOBBY LIFE SAFETY PLAN BASEMENT FLOOR

COMM. NO. 2444-001-01
SCALE 1/16" = 1'-0"
DATE MAY 23, 2011
DRAWN SEP

RECORD DRAWINGS

A020

© COPYRIGHT HAMMEL GREEN AND ABRAHAMSON, INC.

AGENCY APPROVAL

OFFICE OF THE STATE FIRE MARSHAL APPROVED FIRE AND PANIC ONLY




Approval of this plan does not authorize or approve any omission or deviation from applicable regulations. Final approval is subject to field inspection. One set of approved plans shall be available on the project site at all times.

IDENTIFICATION STAMP	DATE
APP: 02-122924 INC.	10/21/2024
REVIEWED FOR	
SS <input type="checkbox"/> FLS <input type="checkbox"/> ACS <input checked="" type="checkbox"/>	

DEPARTMENT OF GENERAL SERVICES - FACILITIES MANAGEMENT DIVISION
OFFICE BUILDING 8 & 9 (039 & 045) - FIRE LIFE SAFETY UPGRADE

744 P STREET,
SACRAMENTO, CA 95814
CONSTRUCTION DOCUMENTS

SEAL



DATE SIGNED: 6/30/24

SCALE

AS INDICATED

REVISIONS

NO.	DESCRIPTION	DATE

DRAWN BY _____ Author
APPROVED BY _____ Approver
CHECKED BY _____ Checker
DATE _____ Issue Date

TITLE

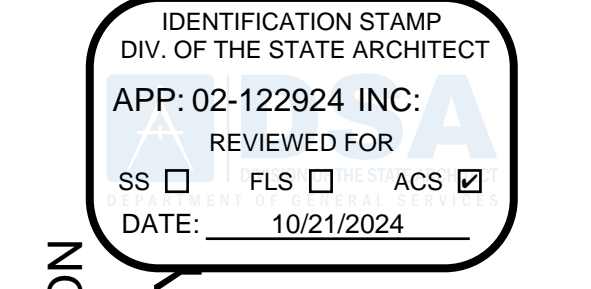
EXISTING LIFESAFETY

PROJECT NO. 50137303

R-1-00

SHEET NO. ISSUE DATE: OCTOBER 25, 2024

AGENCY APPROVAL



DEPARTMENT OF GENERAL SERVICES - FACILITIES MANAGEMENT DIVISION
OFFICE BUILDING 8 & 9 (039 & 045) - FIRE LIFE SAFETY UPGRADE
 744 P STREET,
 SACRAMENTO, CA 95814
 CONSTRUCTION DOCUMENTS



DATE SIGNED: 6/30/24

SCALE AS INDICATED

REVISIONS

NO.	DESCRIPTION	DATE

DRAWN BY _____ Author
 APPROVED BY _____ Approver
 CHECKED BY _____ Checker
 DATE _____ Issue Date

TITLE

EXISTING LIFESAFETY

PROJECT NO. 50137303

R-1-01

SHEET NO. ISSUE DATE: OCTOBER 25, 2024

CALIFORNIA STATE OFFICE BUILDINGS 8 & 9 RENOVATIONS



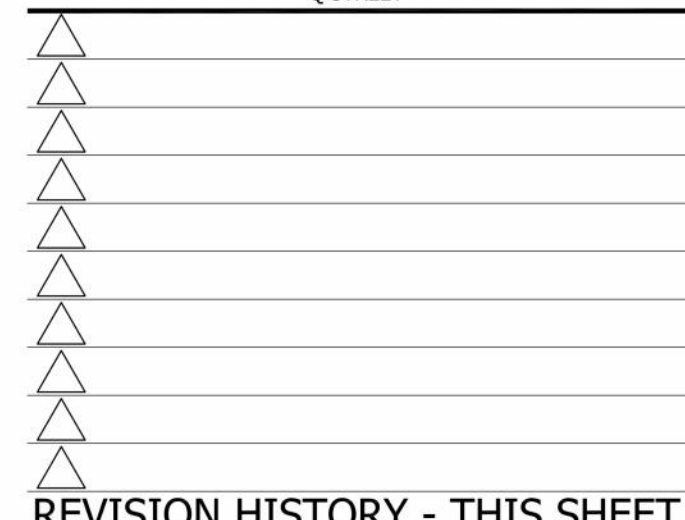
DEPT. OF GENERAL SERVICES
 REAL ESTATE SERVICES DIVISION
PROJECT MGMT. BRANCH
 707 3RD STREET, SUITE 3-305
 WEST SACRAMENTO, CALIFORNIA 95605



CALIFORNIA STATE FIRE MARSHAL


Approval of this plan does not authorize or approve any omissions or deviation from applicable regulations. Final approval is subject to field inspection. One set of approved plans shall be available on the project site at all times.

Reviewed by _____ Date _____
 STATE FIRE MARSHAL
 OB#8 01-34-11-0081-000-330-1
 OB#9 01-34-11-0082-000-330-1
 IDENTIFICATION STAMP
 DIV. OF THE STATE ARCHITECT
 02-107237



REVISION HISTORY - THIS SHEET

Architecture | Engineering | Planning
 Hammel, Green and Abrahamson, Inc.
 1410 Rocky Ridge Drive Suite 250
 Roseville, California USA 95661
 Telephone 916.287.5100 Facsimile 916.784.7738



BUILDINGS 8, 9 & LOBBY LIFE SAFETY PLAN FIRST FLOOR

COMM. NO. 2444-001-01
 SCALE 1/16" = 1'-0"
 DATE MAY 23, 2011
 DRAWN _____ SEP

RECORD DRAWINGS
A021

© COPYRIGHT HAMMEL GREEN AND ABRAHAMSON, INC.

LIFE SAFETY PLAN GENERAL NOTES

1.1.1	BUILDING CODE OCCUPANCY TYPE	BUILDING CODE CONSTRUCTION TYPE
I FR		

REQUIRED ASSEMBLY RATING	MINIMUM OPENING PROTECTION ASSEMBLY
1 ONE HOUR RATED	1 HOUR
2 TWO HOUR RATED	1/2 HOUR
3 THREE HOUR RATED	3 HOUR
4 FOUR HOUR RATED	3 HOUR

TYPE OF ASSEMBLY	SMOKE BARRIER/COMPARTMENT (22,500 SQ. FT. MAX)
E EXISTING OCCUPANCY (RUB/SEC ONLY)	S

REQUIRED DAMPERS	FIRE	SMOKE	COMBINATION
FIRE WALL	SMOKE BARRIER	SHAFT	
FIRE BARRIER		EXIT ENCLOSURES	
FIRE PARTITION		STAIRS	

BUILDING 9 - FIRST FLOOR

INTERIOR GROSS AREA	AREA (SQ FT)	OCCUPANCY LOAD FACTOR	OCCUPANT LOAD
OFFICE	544	100	6
CONFERENCE	-	15	-
LOBBY/WAITING/AUDITORIUM	-	7	-
CAFE	2527	15	169
KITCHEN	1070	200	6
DAYCARE	-	35	-
FITNESS/LOCKER ROOM	-	50	-
MECHANICAL/STORAGE	923	300	3
ALL OTHERS (SERVERY)	1438	100	15
CORRIDORS, TOILETS, SHAFTS, STAIRS, ELEVATOR, HALLWAYS	6815	0	0
TOTAL	13067		199

EXIT WIDTH REQUIRED AT DOORS: 39.8" (0.2 X OCCUPANCY)
 EXIT WIDTH REQUIRED AT STAIRS: N/A (0.3 X OCCUPANCY)

BUILDING 8 - FIRST FLOOR

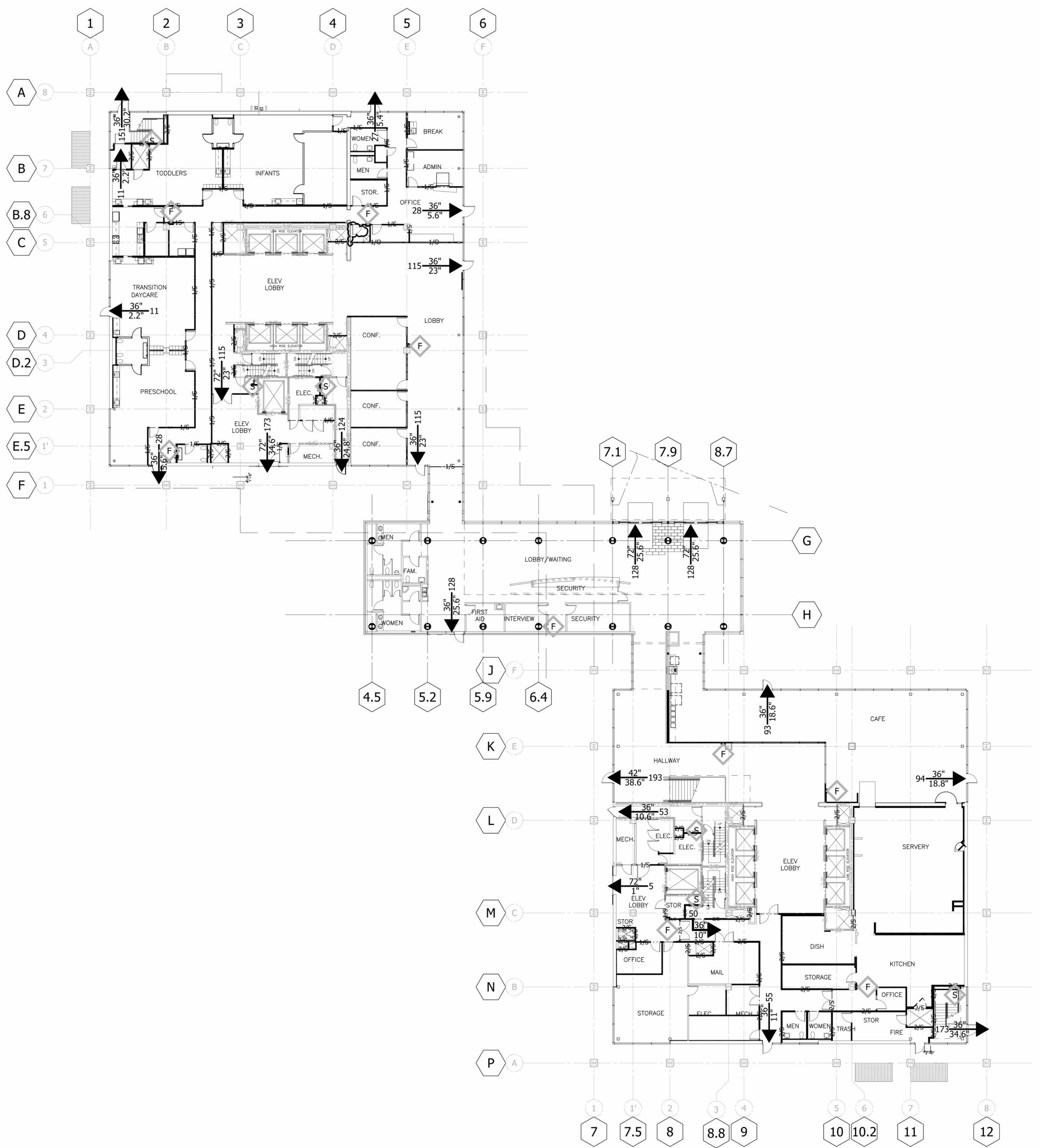
INTERIOR GROSS AREA	AREA (SQ FT)	OCCUPANCY LOAD FACTOR	OCCUPANT LOAD
OFFICE	877	100	9
CONFERENCE	857	15	58
LOBBY/WAITING	1719	7	246
DINING	-	15	-
KITCHEN	188	200	1
DAYCARE	3289	35	94
FITNESS/LOCKER ROOM	-	50	-
MECHANICAL/STORAGE	588	300	2
ALL OTHERS	-	-	-
CORRIDORS, TOILETS, SHAFTS, STAIRS, ELEVATOR	4897	0	-
TOTAL	13067		410

EXIT WIDTH REQUIRED AT DOORS: 82" (0.2 X OCCUPANCY)
 EXIT WIDTH REQUIRED AT STAIRS: N/A (0.3 X OCCUPANCY)

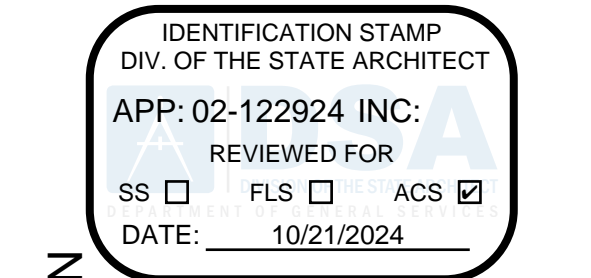
LOBBY BUILDING - FIRST FLOOR

INTERIOR GROSS AREA	AREA (SQ FT)	OCCUPANCY LOAD FACTOR	OCCUPANT LOAD
OFFICE	707	100	7
CONFERENCE	-	15	-
LOBBY/WAITING/AUDITORIUM	2632	7	376
DINING	-	15	-
KITCHEN	-	200	-
DAYCARE	-	35	-
FITNESS/LOCKER ROOM	-	50	-
MECHANICAL/STORAGE	-	300	-
ALL OTHERS	-	100	-
CORRIDORS, TOILETS, SHAFTS, STAIRS, ELEVATOR	1841	0	-
TOTAL	5180		384

EXIT WIDTH REQUIRED AT DOORS: 76.8" (0.2 X OCCUPANCY)
 EXIT WIDTH REQUIRED AT STAIRS: N/A (0.3 X OCCUPANCY)

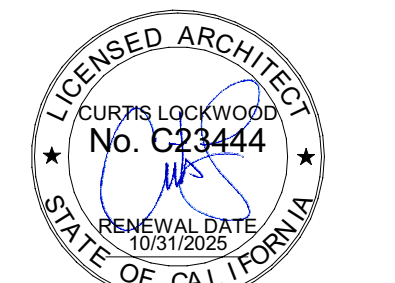


AGENCY APPROVAL



DEPARTMENT OF GENERAL SERVICES - FACILITIES MANAGEMENT DIVISION
OFFICE BUILDING 8 & 9 (039 & 045) - FIRE LIFE SAFETY UPGRADE
 744 P STREET,
 SACRAMENTO, CA 95814
 CONSTRUCTION DOCUMENTS

SEAL



DATE SIGNED: 6/30/24

SCALE

AS INDICATED

REVISIONS

NO.	DESCRIPTION	DATE

DRAWN BY: _____ Author
 APPROVED BY: _____ Approver
 CHECKED BY: _____ Checker
 DATE: _____ Issue Date

TITLE

EXISTING LIFESAFETY

PROJECT NO. 50137303

R-1-02

SHEET NO. ISSUE DATE: OCTOBER 25, 2024

CALIFORNIA STATE OFFICE BUILDINGS 8 & 9 RENOVATIONS

STATE OF CALIFORNIA



DEPT. OF GENERAL SERVICES
 REAL ESTATE SERVICES DIVISION
PROJECT MGMT. BRANCH
 707 3RD STREET, SUITE 3-305
 WEST SACRAMENTO, CALIFORNIA 95605
 PROJECT DIRECTOR: LAURIE STEFFEN
 916-376-1656 Voice
 916-376-1654 Fax
 laurie.steffen@dgs.ca.gov
 PMB Work Order #111678



CALIFORNIA DEPARTMENT OF SOCIAL SERVICES

CALIFORNIA STATE FIRE MARSHAL

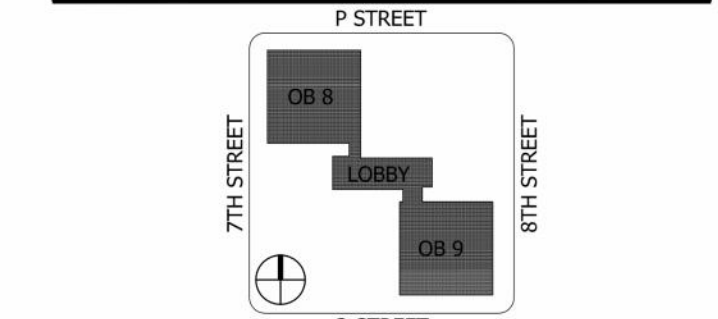
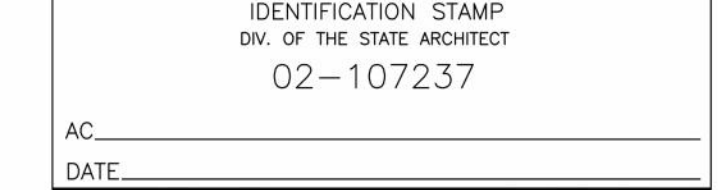
Approval of this plan does not authorize or approve any omissions or deviation from applicable regulations. Final approval is subject to field inspection. One set of approved plans shall be available on the project site at all times.

Reviewed by _____ Date _____

STATE FIRE MARSHAL

OB#8 01-34-11-0081-000-330-1


OB#9 01-34-11-0082-000-330-1



REVISION HISTORY - THIS SHEET



Architecture | Engineering | Planning
 Hammel, Green and Abrahamson, Inc.
 1410 Rocky Ridge Drive - Suite 230
 Roseville, California USA 95661
 Telephone 916.787.5500 Facsimile 916.784.7738



BUILDINGS 8, 9 & LOBBY LIFE SAFETY PLAN SECOND FLOOR

COMM. NO. 2444-001-01
 SCALE 1/16" = 1'-0"
 DATE MAY 23, 2011
 DRAWN SEP

RECORD DRAWINGS

A022

© COPYRIGHT HAMMEL, GREEN AND ABRAHAMSON, INC.

LIFE SAFETY PLAN GENERAL NOTES

LIFE SAFETY PLAN SYMBOL DESIGNATIONS

I 1.1	BUILDING CODE OCCUPANCY TYPE
I FR	BUILDING CODE CONSTRUCTION TYPE
89'-44"	ACTUAL EXIT OR NUMBER OF STAIR WIDTH OCCUPANTS
17.9'	REQUIRED WIDTH FOR # OF OCCUPANTS
---	FIRE/SMOKE RESISTIVE PARTITION
---	NEW CONSTRUCTION
---	EXISTING CONSTRUCTION

REQUIRED ASSEMBLY RATING	MINIMUM OPENING PROTECTION ASSEMBLY
1 ONE HOUR RATED	1 HOUR
2 TWO HOUR RATED	1½ HOUR
3 THREE HOUR RATED	3 HOUR
4 FOUR HOUR RATED	3 HOUR

TYPE OF ASSEMBLY	
E EXISTING OCCUPANCY (FLOOR/SPACE ONLY)	S SMOKE BARRIER/COMPARTMENT (22,500 SQ. FT. MAX.)
F FIRE EXTINGUISHER (MAXIMUM TRAVEL 75'-0")	S FIRE DEPARTMENT CONNECTION (GASSES), TYP. LOCATED IN STAIR ENCLOSURES
D DRINKING FOUNTAIN	

REQUIRED DAMPERS		
FIRE	SMOKE	COMBINATION
FIREWALL	SMOKE BARRIER	SHAFT
FIRE BARRIER		EXIT ENCLOSURES
FIRE PARTITION		STAIRS

BUILDING 9 - SECOND FLOOR

INTERIOR GROSS AREA	12997		
USE	AREA (SQ. FT.)	OCCUPANCY LOAD FACTOR	OCCUPANT LOAD
OFFICE	866	100	9
CONFERENCE	561	15	38
LOBBY/WAITING/AUDITORIUM	2919	7	417
CLASSROOM	1550	20	78
KITCHEN	200		
DAYCARE	35		
FITNESS/LOCKER ROOM	50		
MECHANICAL/STORAGE	994	300	4
ALL OTHERS (BREAK)	960	15	64
CORRIDORS, TOILETS, SHAFTS, STAIRS, ELEVATOR	5147	0	
TOTAL	12997		610

EXIT WIDTH REQUIRED AT DOORS: 122"
 (0.2 X OCCUPANCY)
 EXIT WIDTH REQUIRED AT STAIRS: 183" TOTAL STAIR WIDTH AVAILABLE: 205.5"
 (0.3 X OCCUPANCY)

BUILDING 8 - SECOND FLOOR

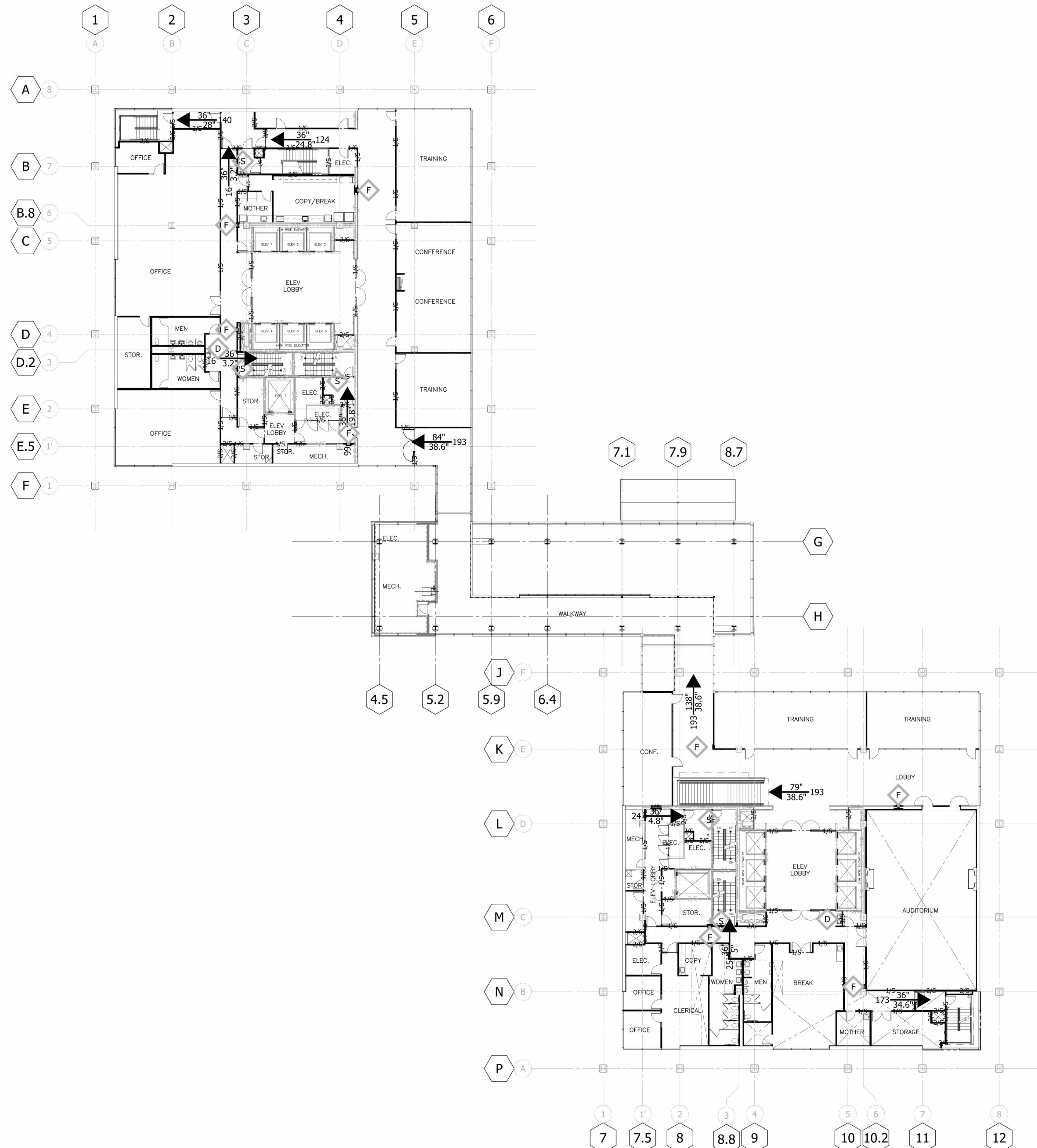
INTERIOR GROSS AREA	12997		
USE	AREA (SQ. FT.)	OCCUPANCY LOAD FACTOR	OCCUPANT LOAD
OFFICE	3142	100	32
CONFERENCE	986	15	66
LOBBY/WAITING/AUDITORIUM		7	
CLASSROOM	1422	20	72
KITCHEN		200	
DAYCARE		35	
FITNESS/LOCKER ROOM		50	
MECHANICAL/STORAGE	719	300	3
ALL OTHERS		100	
CORRIDORS, TOILETS, SHAFTS, STAIRS, ELEVATOR	6728	0	
CONTRIBUTION FROM BUILDING 8 AND LOBBY			140
TOTAL	12997		313

EXIT WIDTH REQUIRED AT DOORS: 62.6"
 (0.2 X OCCUPANCY)
 EXIT WIDTH REQUIRED AT STAIRS: 93.9" TOTAL STAIR WIDTH AVAILABLE: 133"
 (0.3 X OCCUPANCY)

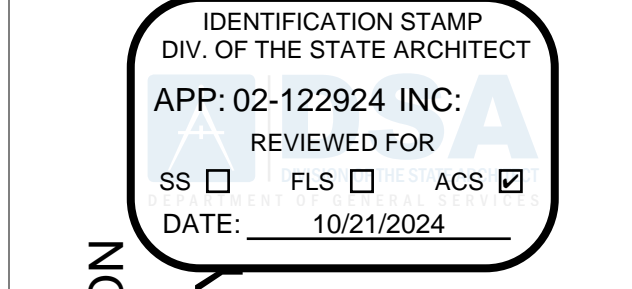
LOBBY BUILDING - SECOND FLOOR

INTERIOR GROSS AREA	2391		
USE	AREA (SQ. FT.)	OCCUPANCY LOAD FACTOR	OCCUPANT LOAD
OFFICE		100	
CONFERENCE		15	
LOBBY/WAITING/AUDITORIUM		7	
DINING		15	
KITCHEN		200	
DAYCARE		35	
FITNESS/LOCKER ROOM		50	
MECHANICAL/STORAGE	664	300	3
ALL OTHERS		100	
CORRIDORS, TOILETS, SHAFTS, STAIRS, ELEVATOR	1727	0	
TOTAL	2391		3


EXIT WIDTH REQUIRED AT DOORS: 0.6"
 (0.2 X OCCUPANCY)
 EXIT WIDTH REQUIRED AT STAIRS: 0.9" TOTAL STAIR WIDTH AVAILABLE: 133"
 (0.3 X OCCUPANCY)



1 LS A022
 Scale: 12" = 1'-0"



DEPARTMENT OF GENERAL SERVICES - FACILITIES MANAGEMENT DIVISION
OFFICE BUILDING 8 & 9 (039 & 045) - FIRE LIFE SAFETY UPGRADE
 744 P STREET,
 SACRAMENTO, CA 95814
 CONSTRUCTION DOCUMENTS



SEAL

DATE SIGNED: 6/30/24

SCALE AS INDICATED

REVISIONS

NO.	DESCRIPTION	DATE

DRAWN BY _____ Author
 APPROVED BY _____ Approver
 CHECKED BY _____ Checker
 DATE _____ Issue Date

TITLE

EXISTING LIFESAFETY

PROJECT NO. 50137303

R-1-03

SHEET NO. ISSUE DATE: OCTOBER 25, 2024

CALIFORNIA STATE OFFICE BUILDINGS 8 & 9 RENOVATIONS



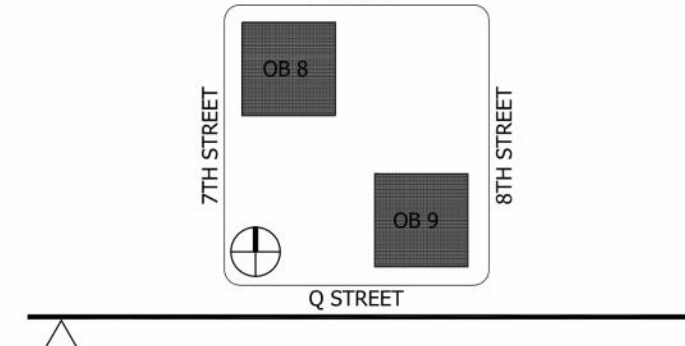
DEPT. OF GENERAL SERVICES
 REAL ESTATE SERVICES DIVISION
PROJECT MGMT. BRANCH
 707 9RD STREET, SUITE 3-305
 WEST SACRAMENTO, CALIFORNIA 95605



CALIFORNIA STATE FIRE MARSHAL


Approval of this plan does not authorize or approve any omissions or deviation from applicable regulations. Final approval is subject to field inspection. One set of approved plans shall be available on the project site at all times.

Reviewed by _____ Date _____
 STATE FIRE MARSHAL
 OB#8 01-34-11-0081-000-330-1
 OB#9 01-34-11-0082-000-330-1



REVISION HISTORY - THIS SHEET

NO.	DESCRIPTION	DATE



BUILDINGS 8 & 9 LIFE SAFETY PLAN THIRD FLOOR

COMM. NO. 2444-001-01
 SCALE 1/16" = 1'-0"
 DATE MAY 23, 2011
 DRAWN SEP

RECORD DRAWINGS

A023

© COPYRIGHT HAMMEL GREEN AND ABRAHAMSON, INC.

LIFE SAFETY PLAN GENERAL NOTES

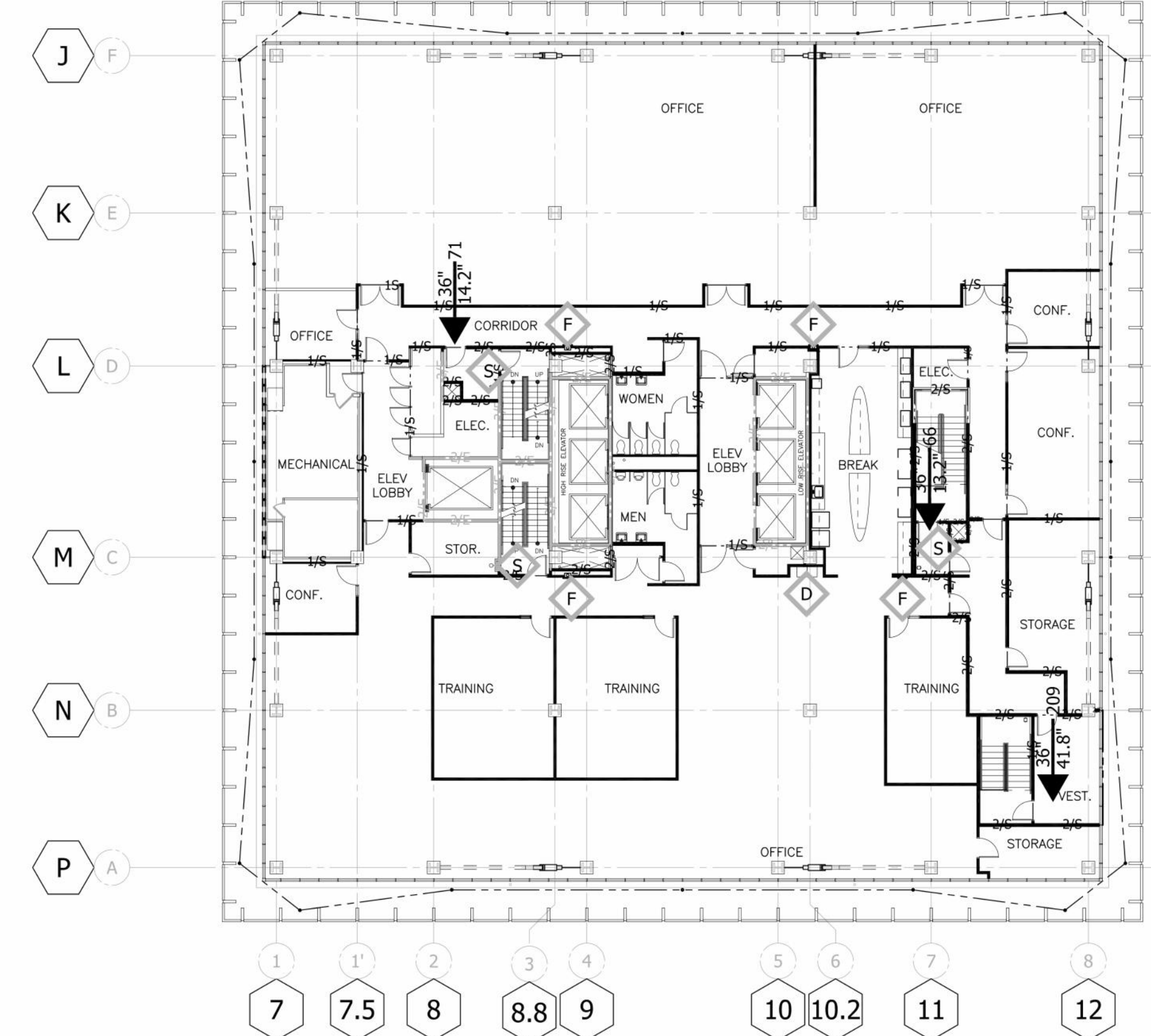
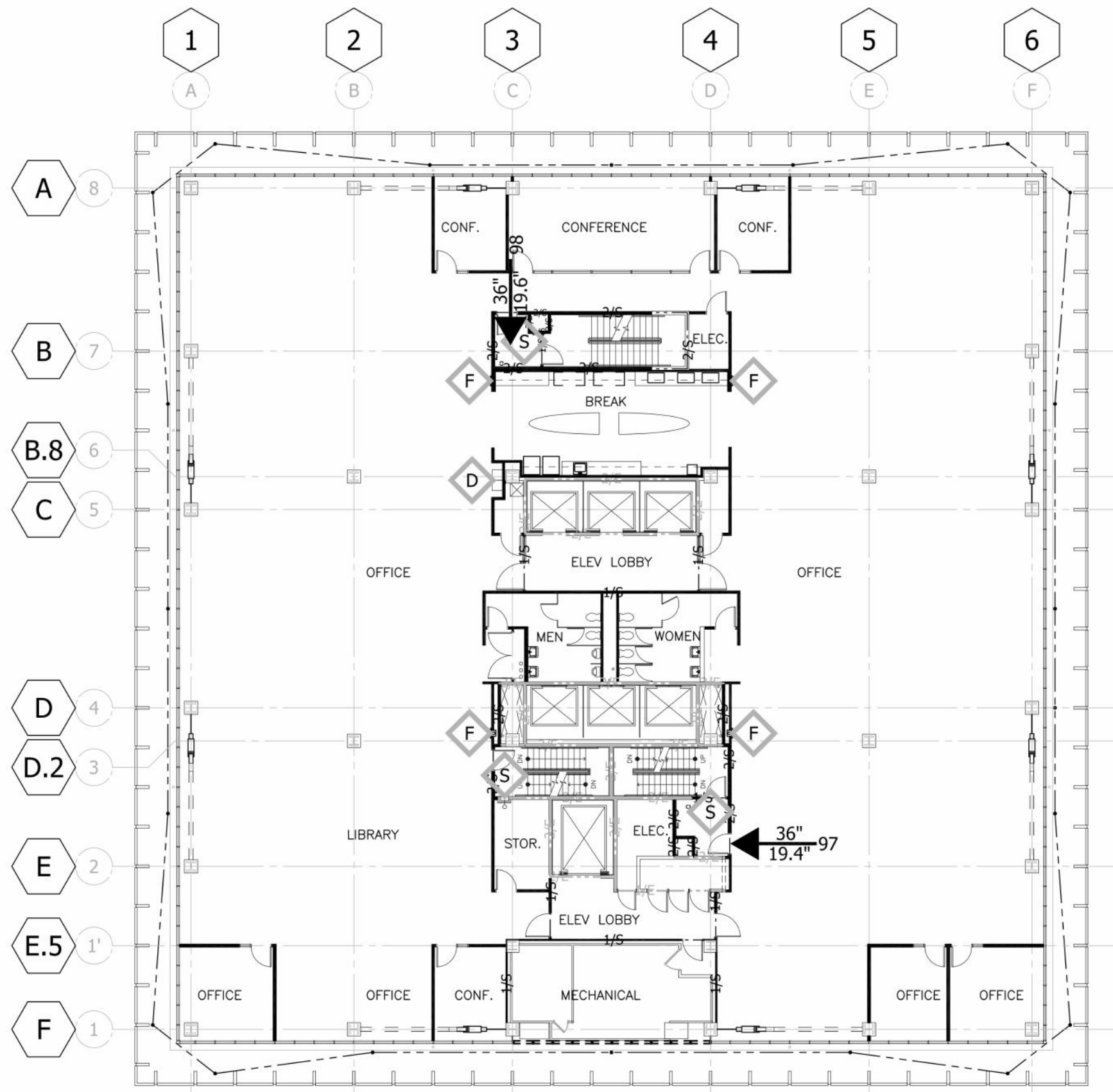
LIFE SAFETY PLAN SYMBOL DESIGNATIONS

SYMBOL	DESCRIPTION
I 1.1	BUILDING CODE OCCUPANCY TYPE
I FR	BUILDING CODE CONSTRUCTION TYPE
89	NUMBER OF OCCUPANTS
44	ACTUAL EXIT OR STAIR WIDTH
17.9'	REQUIRED WIDTH FOR # OF OCCUPANTS
---	FIRE/SMOKE RESISTIVE PARTITION
---	NEW CONSTRUCTION
---	EXISTING CONSTRUCTION
1	ONE HOUR RATED
2	TWO HOUR RATED
3	THREE HOUR RATED
4	FOUR HOUR RATED
E	EXISTING OCCUPANCY (USE/SEC ONLY)
O	SMOKE BARRIER/COMPARTMENT (22,500 SQ. FT. MAX)
F	FIRE EXTINGUISHER (MAXIMUM TRAVEL 75'-0')
D	DRINKING FOUNTAIN
S	FIRE DEPARTMENT CONNECTION (SUMMER), TYP LOCATED IN STAIR ENCLOSURES
REQUIRED DAMPERS	
FIRE WALL	SMOKE BARRIER
FIRE BARRIER	SMOKE BARRIER
FIRE PARTITION	SMOKE BARRIER
	COMBINATION
	SHAFT
	EXIT ENCLOSURES
	STAIRS

BUILDING 8 - THIRD FLOOR

INTERIOR GROSS AREA	17203		
USE	AREA (SQ. FT.)	OCCUPANCY LOAD FACTOR	OCCUPANT LOAD
OFFICE	13090	100	131
CONFERENCE	910	15	61
LOBBY/WAITING/AUDITORIUM		7	
DINING		15	
KITCHEN		200	
DAYCARE		35	
FITNESS/LOCKER ROOM		50	
MECHANICAL/STORAGE	700	300	3
ALL OTHERS		100	
CORRIDORS, TOILETS, SHAFTS, STAIRS, ELEVATOR	2503	0	
TOTAL	17203		195

EXIT WIDTH REQUIRED AT DOORS: 39" (0.2 X OCCUPANCY)
 EXIT WIDTH REQUIRED AT STAIRS: 58.5" TOTAL STAIR WIDTH AVAILABLE: 133" (0.3 X OCCUPANCY)



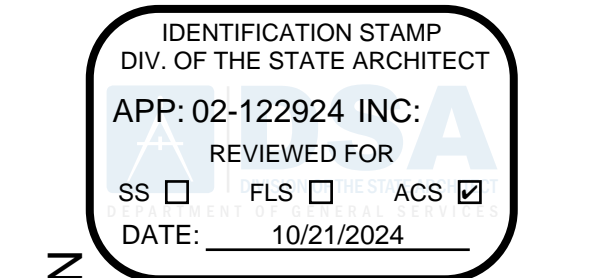
BUILDING 9 - THIRD FLOOR

INTERIOR GROSS AREA	17203		
USE	AREA (SQ. FT.)	OCCUPANCY LOAD FACTOR	OCCUPANT LOAD
OFFICE	9716	100	98
CONFERENCE	700	15	47
LOBBY/WAITING/AUDITORIUM		7	
CLASSROOM	1274	20	64
KITCHEN		200	
DAYCARE		35	
FITNESS/LOCKER ROOM		50	
MECHANICAL/STORAGE	1245	300	5
ALL OTHERS		100	
CORRIDORS, TOILETS, SHAFTS, STAIRS, ELEVATOR	4288	0	
TOTAL	17203		214

EXIT WIDTH REQUIRED AT DOORS: 42.8" (0.2 X OCCUPANCY)
 EXIT WIDTH REQUIRED AT STAIRS: 64.2" TOTAL STAIR WIDTH AVAILABLE: 133" (0.3 X OCCUPANCY)

4/25/2024 2:42:01 PM
 A023-C2-2444001-01-01-01-01-01-01
 1 LS A023
 Scale: 1/16" = 1'-0"

AGENCY APPROVAL



DEPARTMENT OF GENERAL SERVICES - FACILITIES MANAGEMENT DIVISION
OFFICE BUILDING 8 & 9 (039 & 045) - FIRE LIFE SAFETY UPGRADE
 744 P STREET,
 SACRAMENTO, CA 95814
 CONSTRUCTION DOCUMENTS

SEAL



DATE SIGNED: 6/30/24

SCALE

AS INDICATED

REVISIONS

NO.	DESCRIPTION	DATE

DRAWN BY _____ Author
 APPROVED BY _____ Approver
 CHECKED BY _____ Checker
 DATE _____ Issue Date

TITLE

EXISTING LIFESAFETY

PROJECT NO. 50137303

R-1-04

SHEET NO. ISSUE DATE: OCTOBER 25, 2024

CALIFORNIA STATE OFFICE BUILDINGS 8 & 9 RENOVATIONS

STATE OF CALIFORNIA



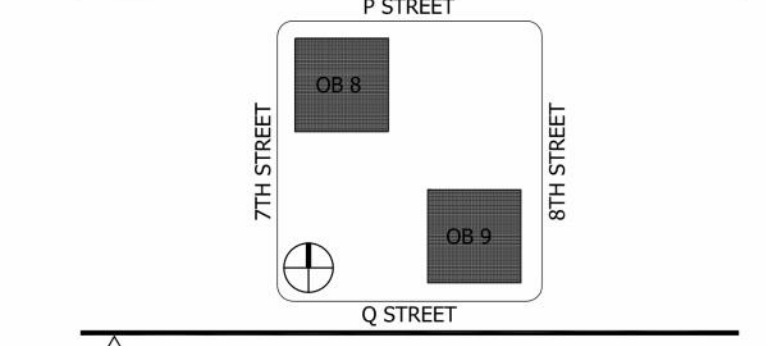

DEPT. OF GENERAL SERVICES
 REAL ESTATE SERVICES DIVISION
PROJECT MGMT. BRANCH
 707 3RD STREET, SUITE 3-305
 WEST SACRAMENTO, CALIFORNIA 95605
 PROJECT DIRECTOR: LAURIE STEFFEN
 916-376-1656 Voice
 916-376-1654 Fax
 laurie.steffen@dgs.ca.gov
 PMB Work Order #111678




CALIFORNIA STATE FIRE MARSHAL

Approval of this plan does not authorize or approve any omissions or deviation from applicable regulations. Final approval is subject to field inspection. One set of approved plans shall be available on the project site at all times.

Reviewed by _____ Date _____
 STATE FIRE MARSHAL
 OBF8 01-34-11-0081-000-330-1
 OBF9 01-34-11-0082-000-330-1



REVISION HISTORY - THIS SHEET



BUILDINGS 8 & 9 LIFE SAFETY PLAN FOURTH FLOOR

COMM. NO. 2444-001-01
 SCALE 1/16" = 1'-0"
 DATE MAY 23, 2011
 DRAWN SEP

RECORD DRAWINGS

A024

© COPYRIGHT HAMMEL GREEN AND ABRAHAMSON, INC.

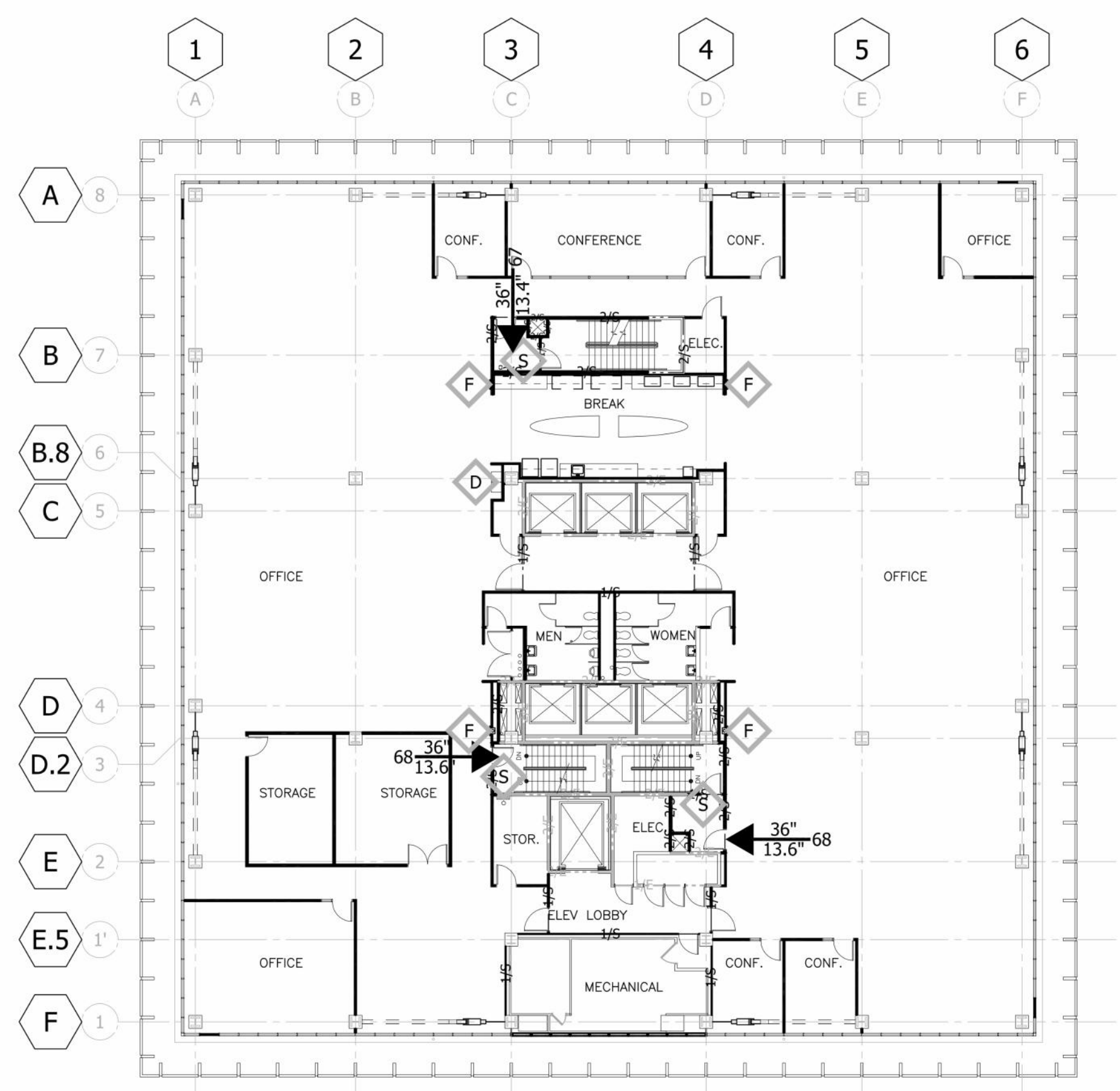
LIFE SAFETY PLAN GENERAL NOTES

LIFE SAFETY PLAN SYMBOL DESIGNATIONS

1 1.1	BUILDING CODE OCCUPANCY TYPE
1 FR	BUILDING CODE CONSTRUCTION TYPE
89	NUMBER OF STAIR WIDTH OCCUPANTS
44"	ACTUAL EXIT OR STAIR WIDTH
17.9"	REQUIRED WIDTH FOR # OF OCCUPANTS
---	FIRE/SMOKE RESISTIVE PARTITION
---	NEW CONSTRUCTION
---	EXISTING CONSTRUCTION
1	REQUIRED ASSEMBLY RATING
2	MINIMUM OPENING PROTECTION ASSEMBLY
1	ONE HOUR RATED
1	1 HOUR
2	TWO HOUR RATED
1 1/2	1 1/2 HOUR
3	THREE HOUR RATED
3	3 HOUR
4	FOUR HOUR RATED
3	3 HOUR
E	EXISTING OCCUPANCY (UBC/SBC ONLY)
S	SMOKE BARRIER/COMPARTMENT (22,500 SQ FT MAX)
F	FIRE EXTINGUISHER (MAXIMUM TRAVEL 75'-0")
S	FIRE DEPARTMENT CONNECTION (GAMES), TYP LOCATED IN STAIR ENCLOSURES
D	DRINKING FOUNTAIN
REQUIRED DAMPERS	
FIRE	SMOKE
FIREWALL	SMOKE BARRIER
FIRE BARRIER	COMBINATION
FIRE PARTITION	EXIT ENCLOSURES
	STAIRS

BUILDING 9 - FOURTH FLOOR			
INTERIOR GROSS AREA	17203		
USE	AREA (SQ FT)	OCCUPANCY LOAD FACTOR	OCCUPANT LOAD
OFFICE	13040	100	131
CONFERENCE	960	15	64
LOBBY/WAITING/AUDITORIUM		7	
DINING		15	
KITCHEN		200	
DAYCARE		35	
FITNESS/LOCKER ROOM		50	
MECHANICAL/STORAGE	700	300	3
ALL OTHERS		100	
CORRIDORS, TOILETS, SHAFTS, STAIRS, ELEVATOR	2503	0	
TOTAL	17203		198
EXIT WIDTH REQUIRED AT DOORS: 39.6" (0.2 X OCCUPANCY)			
EXIT WIDTH REQUIRED AT STAIRS: 59.4" TOTAL STAIR WIDTH AVAILABLE: 133" (0.3 X OCCUPANCY)			

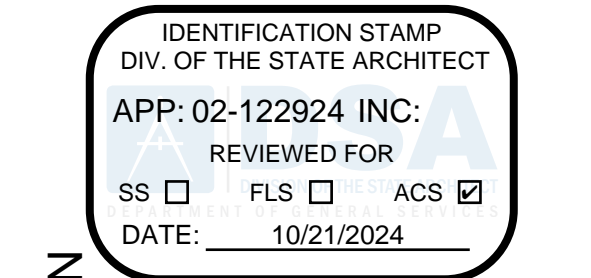
BUILDING 8 - FOURTH FLOOR			
INTERIOR GROSS AREA	17203		
USE	AREA (SQ FT)	OCCUPANCY LOAD FACTOR	OCCUPANT LOAD
OFFICE	12950	100	130
CONFERENCE	1050	15	70
LOBBY/WAITING/AUDITORIUM		7	
DINING		15	
KITCHEN		200	
DAYCARE		35	
FITNESS/LOCKER ROOM		50	
MECHANICAL/STORAGE	700	300	3
ALL OTHERS		100	
CORRIDORS, TOILETS, SHAFTS, STAIRS, ELEVATOR	2503	0	
TOTAL	17203		203
EXIT WIDTH REQUIRED AT DOORS: 40.6" (0.2 X OCCUPANCY)			
EXIT WIDTH REQUIRED AT STAIRS: 60.9" TOTAL STAIR WIDTH AVAILABLE: 133" (0.3 X OCCUPANCY)			



4/25/2024 2:42:05 PM

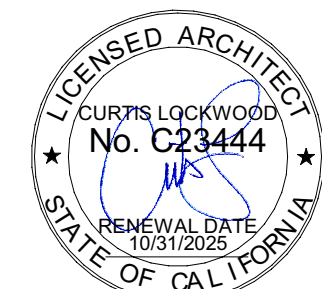
LS A024
 Scale: 1/16" = 1'-0"

AGENCY APPROVAL



DEPARTMENT OF GENERAL SERVICES - FACILITIES MANAGEMENT DIVISION
OFFICE BUILDING 8 & 9 (039 & 045) - FIRE LIFE SAFETY UPGRADE
 744 P STREET,
 SACRAMENTO, CA 95814
 CONSTRUCTION DOCUMENTS

SEAL



DATE SIGNED: 6/30/24

SCALE

AS INDICATED

REVISIONS

NO.	DESCRIPTION	DATE

DRAWN BY _____ Author
 APPROVED BY _____ Approver
 CHECKED BY _____ Checker
 DATE _____ Issue Date

TITLE

EXISTING LIFESAFETY

PROJECT NO. 50137303

R-1-05

SHEET NO. ISSUE DATE: OCTOBER 25, 2024

CALIFORNIA STATE OFFICE BUILDINGS 8 & 9 RENOVATIONS

STATE OF CALIFORNIA

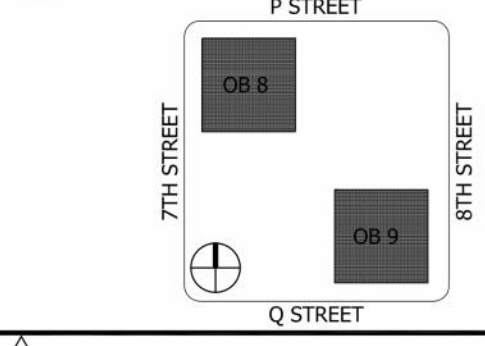
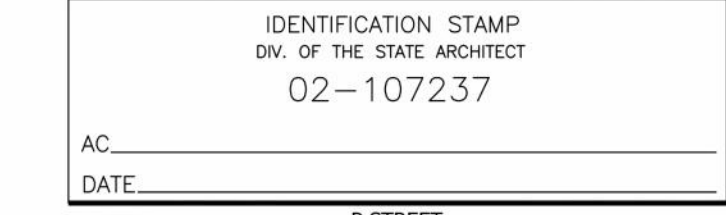


DEPT. OF GENERAL SERVICES
 REAL ESTATE SERVICES DIVISION
PROJECT MGMT. BRANCH
 707 3RD STREET, SUITE 3-305
 WEST SACRAMENTO, CALIFORNIA 95605
 PROJECT DIRECTOR: LAURIE STEFFEN
 916-376-1656 Voice
 916-376-1654 Fax
 laurie.steffen@dgs.ca.gov
 PMB Work Order #111678



CALIFORNIA STATE FIRE MARSHAL
 Approval of this plan does not authorize or approve any omissions or deviation from applicable regulations. Final approval is subject to field inspection. One set of approved plans shall be available on the project site at all times.

Reviewed by _____ Date _____
 STATE FIRE MARSHAL
 OB#8 01-34-11-0081-000-330-1
 OB#9 01-34-11-0082-000-330-1



REVISION HISTORY - THIS SHEET



Architecture | Engineering | Planning
 Hammel, Green and Abrahamson, Inc.
 440 Rocky Ridge Drive, Suite 250
 Roseville, California USA 95661
 Telephone 916.787.5100 Facsimile 916.784.7738



BUILDING 8 & 9 LIFE SAFETY PLAN FIFTH FLOOR

COMM. NO. 2444-001-01
 SCALE 1/16" = 1'-0"
 DATE MAY 23, 2011
 DRAWN SEP

RECORD DRAWINGS A025

© COPYRIGHT HAMMEL GREEN AND ABRAHAMSON, INC.

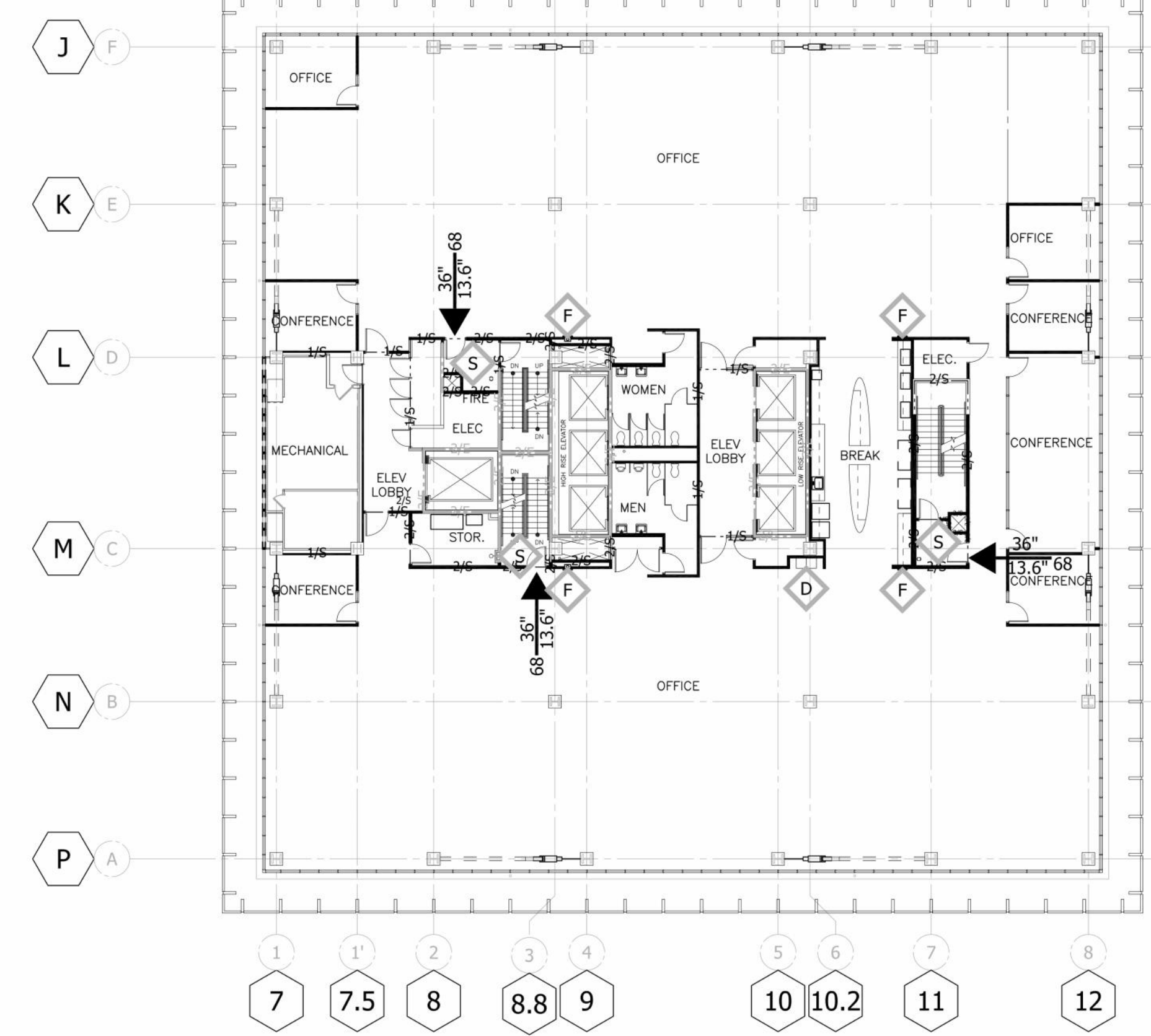
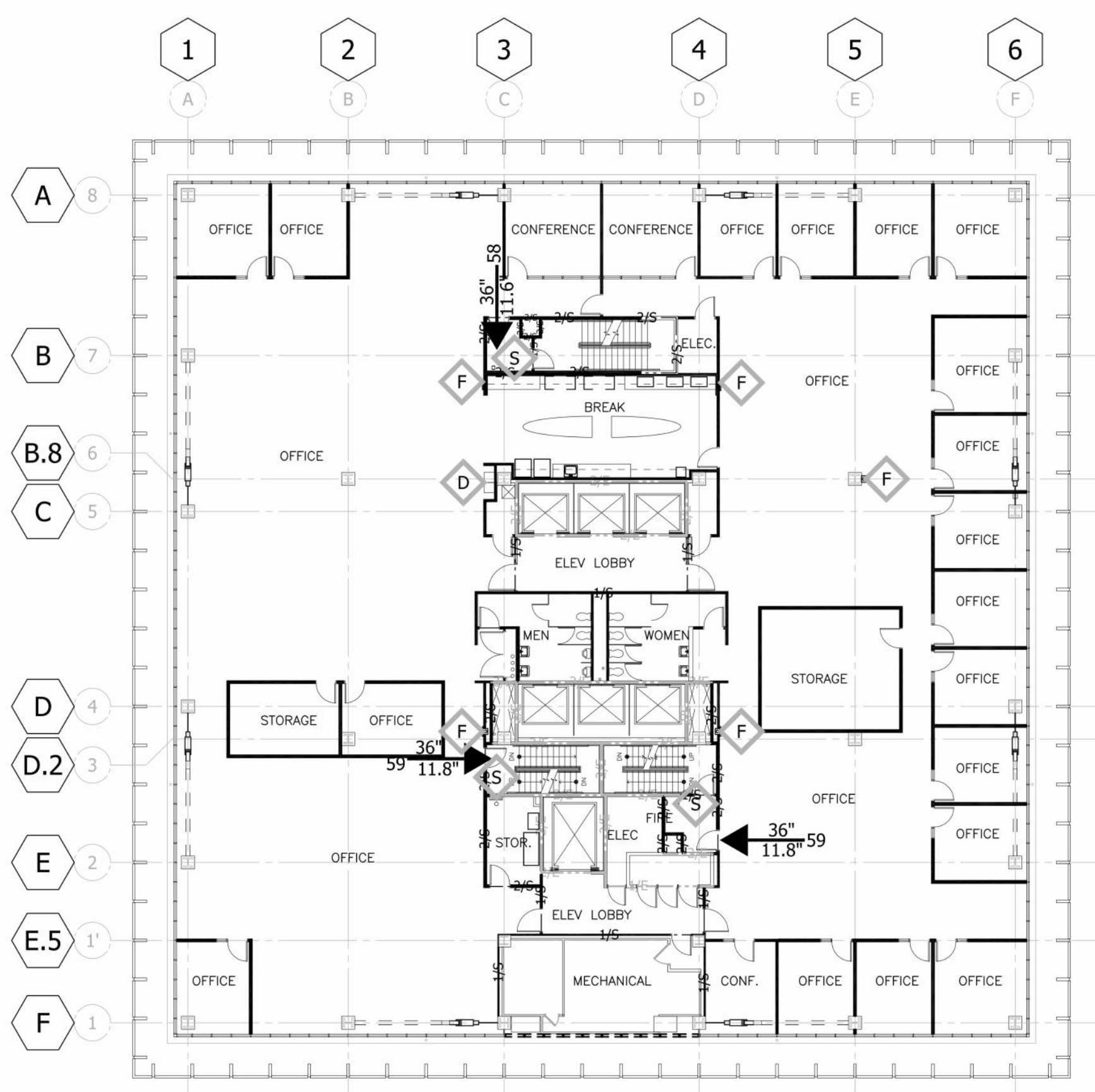
LIFE SAFETY PLAN GENERAL NOTES

LIFE SAFETY PLAN SYMBOL DESIGNATIONS

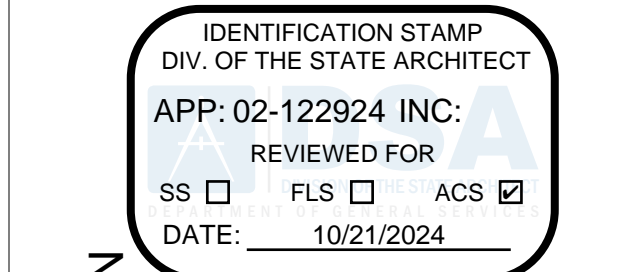
I 1.1	BUILDING CODE OCCUPANCY TYPE	NUMBER OF STAIRS WIDTH FOR # OF OCCUPANTS	ACTUAL EXIT OR WIDTH FOR # OF OCCUPANTS
I FR	BUILDING CODE CONSTRUCTION TYPE		
89			
44"			
17.9'			
---	FIRE/SMOKE RESISTIVE PARTITION		
---	NEW CONSTRUCTION		
---	EXISTING CONSTRUCTION		
1	REQUIRED ASSEMBLY RATING	MINIMUM OPENING PROTECTION ASSEMBLY	
2	ONE HOUR RATED	1 HOUR	
3	TWO HOUR RATED	1 1/2 HOUR	
4	THREE HOUR RATED	3 HOUR	
4	FOUR HOUR RATED	3 HOUR	
E	EXISTING OCCUPANCY (UBC/SBC ONLY)	S SMOKE BARRIER/COMPARTMENT (22,500 SQ. FT. MAX)	
O	FIRE EXTINGUISHER (MAXIMUM TRAVEL 75'-0")	S FIRE DEPARTMENT CONNECTION (SWAGES), TYP. LOCATED IN STAIR ENCLOSURES	
D	DRINKING FOUNTAIN		
REQUIRED DAMPERS			
---	FIRE	---	SMOKE
---	FIREWALL	---	SMOKE BARRIER
---	FIRE BARRIER	---	EXIT ENCLOSURES
---	FIRE PARTITION	---	STAIRS

BUILDING 9 - FIFTH FLOOR			
INTERIOR GROSS AREA	17203		
USE	AREA (SQ FT)	OCCUPANCY LOAD FACTOR	OCCUPANT LOAD
OFFICE	12935	100	130
CONFERENCE	1065	15	71
LOBBY/WAITING/AUDITORIUM		7	
DINING		15	
KITCHEN		200	
DAYCARE		35	
FITNESS/LOCKER ROOM		50	
MECHANICAL/STORAGE	700	300	3
ALL OTHERS		100	
CORRIDORS, TOILETS, SHAFTS, STAIRS, ELEVATOR	2503	0	
TOTAL	17203		204
EXIT WIDTH REQUIRED AT DOORS: 40.8" (0.2 X OCCUPANCY)			
EXIT WIDTH REQUIRED AT STAIRS: 61.2" TOTAL STAIR WIDTH AVAILABLE: 133" (0.3 X OCCUPANCY)			

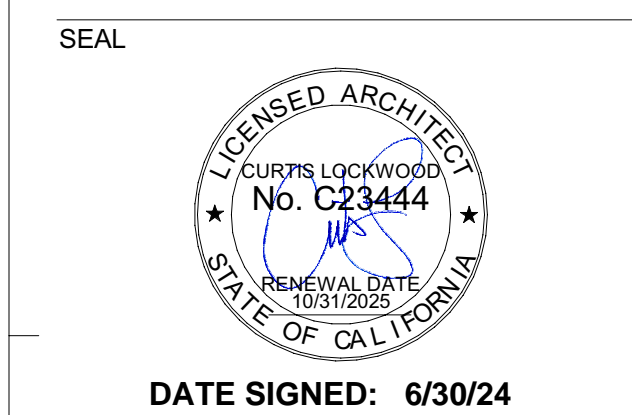
BUILDING 8 - FIFTH FLOOR			
INTERIOR GROSS AREA	17203		
USE	AREA (SQ FT)	OCCUPANCY LOAD FACTOR	OCCUPANT LOAD
OFFICE	13430	100	135
CONFERENCE	570	15	38
LOBBY/WAITING/AUDITORIUM		7	
DINING		15	
KITCHEN		200	
DAYCARE		35	
FITNESS/LOCKER ROOM		50	
MECHANICAL/STORAGE	700	300	3
ALL OTHERS		100	
CORRIDORS, TOILETS, SHAFTS, STAIRS, ELEVATOR	2503	0	
TOTAL	17203		176
EXIT WIDTH REQUIRED AT DOORS: 35.2" (0.2 X OCCUPANCY)			
EXIT WIDTH REQUIRED AT STAIRS: 52.8" TOTAL STAIR WIDTH AVAILABLE: 133" (0.3 X OCCUPANCY)			



1 LS A025
 Scale: 1/16" = 1'-0"



DEPARTMENT OF GENERAL SERVICES - FACILITIES MANAGEMENT DIVISION
 OFFICE BUILDING 8 & 9 (039 & 045) - FIRE LIFE SAFETY UPGRADE
 744 P STREET, SACRAMENTO, CA 95814
 CONSTRUCTION DOCUMENTS



SEAL

SCALE AS INDICATED

REVISIONS

NO.	DESCRIPTION	DATE

DRAWN BY _____ Author
 APPROVED BY _____ Approver
 CHECKED BY _____ Checker
 DATE _____ Issue Date

TITLE

EXISTING LIFESAFETY

PROJECT NO. 50137303

R-1-06

SHEET NO. ISSUE DATE: OCTOBER 25, 2024

CALIFORNIA STATE OFFICE BUILDINGS 8 & 9 RENOVATIONS

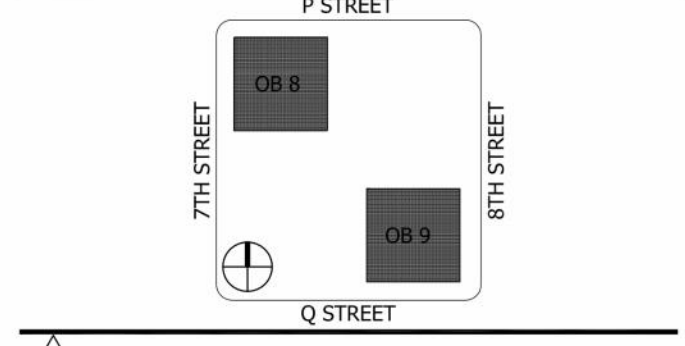


DEPT. OF GENERAL SERVICES
 REAL ESTATE SERVICES DIVISION
PROJECT MGMT. BRANCH
 707 3RD STREET, SUITE 3-305
 WEST SACRAMENTO, CALIFORNIA 95605
 PROJECT DIRECTOR: LAURIE STEFFEN
 916-376-1656 Voice
 916-376-1654 Fax
 laurie.steffen@dgs.ca.gov
 PMB Work Order #111678



CALIFORNIA STATE FIRE MARSHAL
 Approval of this plan does not authorize or approve any omissions or deviation from applicable regulations. Final approval is subject to field inspection. One set of approved plans shall be available on the project site at all times.

Reviewed by _____ Date _____
 STATE FIRE MARSHAL
 OB# 01-34-11-0081-000-330-1
 OB# 01-34-11-0082-000-330-1



REVISION HISTORY - THIS SHEET

HGA
 Architecture | Engineering | Planning
 Hammel, Green and Abrahamson, Inc.
 1410 Rocky Ridge Drive - Suite 250
 Roseville, California USA 95661
 Telephone 916.787.5100 Facsimile 916.784.7238



BUILDINGS 8 & 9 LIFE SAFETY PLAN SIXTH FLOOR

COMM. NO. 2444-001-01
 SCALE 1/16" = 1'-0"
 DATE MAY 23, 2011
 DRAWN SEP

RECORD DRAWINGS A026

© COPYRIGHT HAMMEL GREEN AND ABRAHAMSON, INC.

LIFE SAFETY PLAN GENERAL NOTES

LIFE SAFETY PLAN SYMBOL DESIGNATIONS

I 1.1	BUILDING CODE OCCUPANCY TYPE
I FR	BUILDING CODE CONSTRUCTION TYPE
89	ACTUAL EXIT OR NUMBER OF STAIR WIDTH OCCUPANTS REQUIRED WIDTH FOR OF OCCUPANTS
44	ACTUAL EXIT OR NUMBER OF STAIR WIDTH OCCUPANTS REQUIRED WIDTH FOR OF OCCUPANTS
17.9'	ACTUAL EXIT OR NUMBER OF STAIR WIDTH OCCUPANTS REQUIRED WIDTH FOR OF OCCUPANTS
---	FIRE/SMOKE RESISTIVE PARTITION
---	NEW CONSTRUCTION
---	EXISTING CONSTRUCTION

REQUIRED ASSEMBLY RATING	MINIMUM OPENING PROTECTION ASSEMBLY
1 ONE HOUR RATED	1 HOUR
2 TWO HOUR RATED	2 HOUR
3 THREE HOUR RATED	3 HOUR
4 FOUR HOUR RATED	3 HOUR

TYPE OF ASSEMBLY	TYPE OF ASSEMBLY
E EXISTING OCCUPANCY (UBC/SBC ONLY)	S SMOKE BARRIER/COMPARTMENT (22,500 SQ FT MAX)
F FIRE EXTINGUISHER (MAXIMUM TRAVEL 75'-0")	S FIRE DEPARTMENT CONNECTION (SMASEC), TYP LOCATED IN STAIR ENCLOSURES
D DRINKING FOUNTAIN	

REQUIRED DAMPERS

FIRE	SMOKE	COMBINATION
FIREWALL	SMOKE BARRIER	SHAFT
FIRE BARRIER		EXIT ENCLOSURES
FIRE PARTITION		STAIRS

BUILDING 9 - SIXTH FLOOR

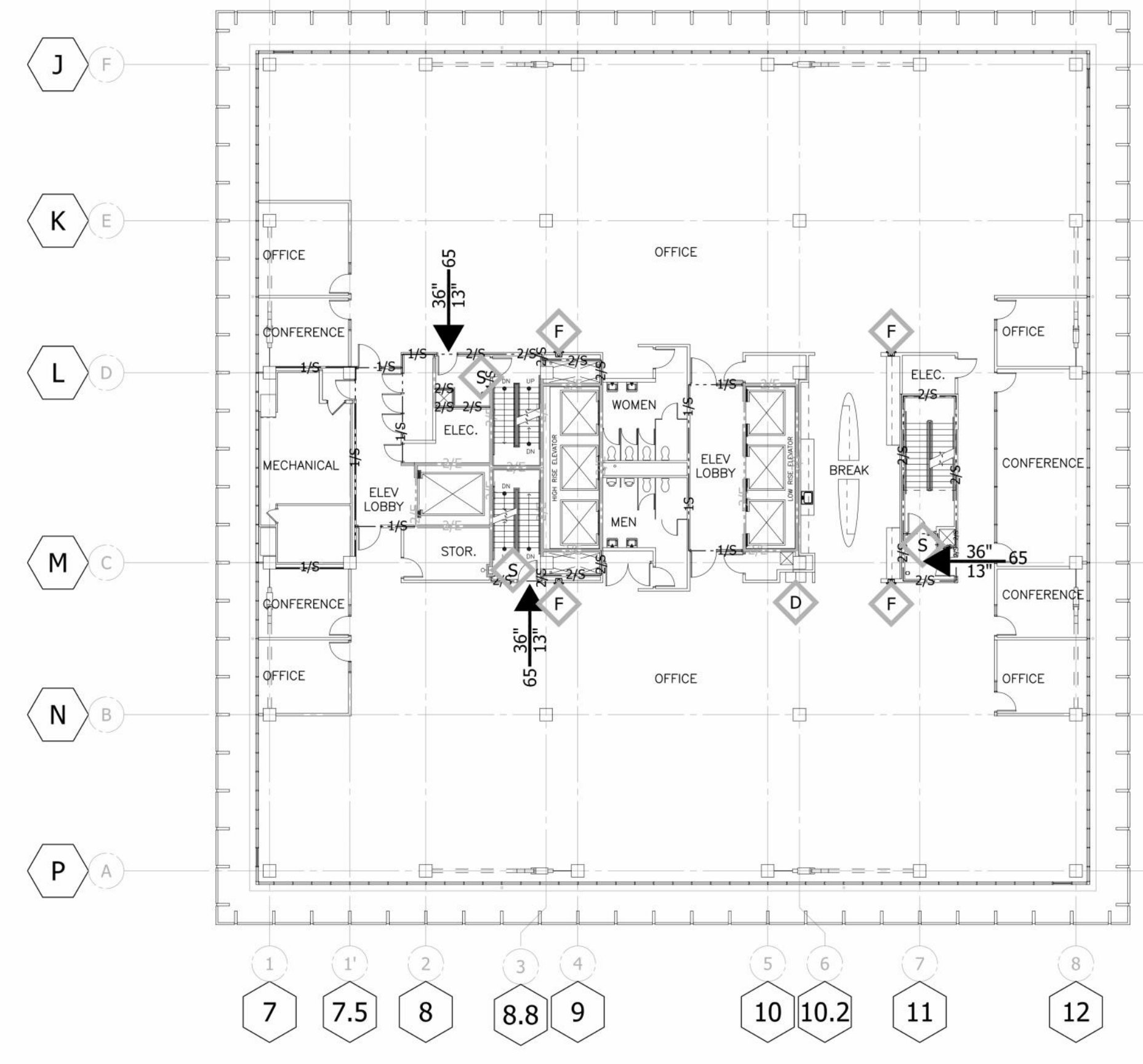
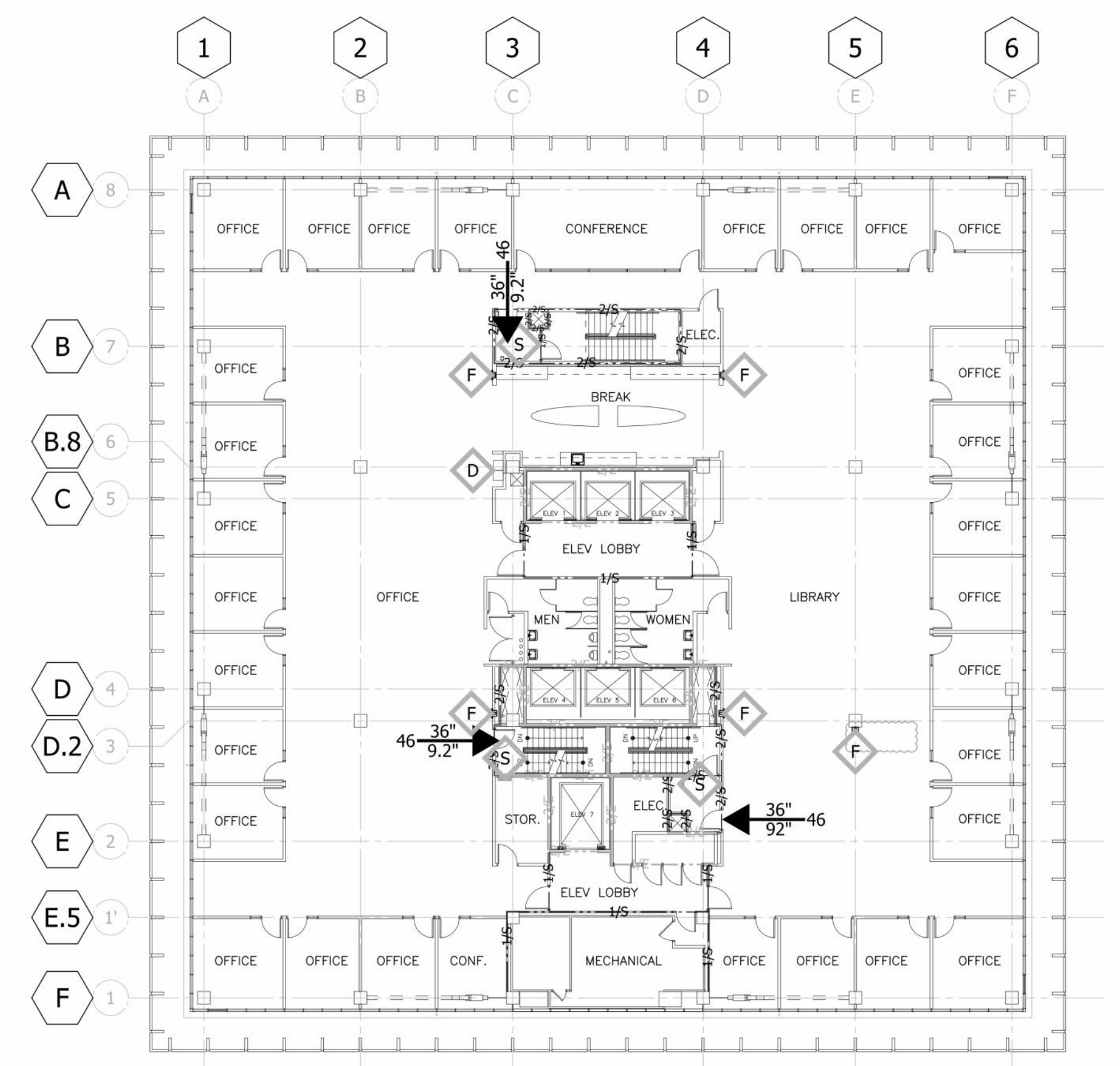
INTERIOR GROSS AREA	17203		
USE	AREA (SQ FT)	OCCUPANCY LOAD FACTOR	OCCUPANT LOAD
OFFICE	13110	100	132
CONFERENCE	890	15	60
LOBBY/WAITING/AUDITORIUM		7	
DINING		15	
KITCHEN		200	
DAYCARE		35	
FITNESS/LOCKER ROOM		50	
MECHANICAL/STORAGE	700	300	3
ALL OTHERS		100	
CORRIDORS, TOILETS, SHAFTS, STAIRS, ELEVATOR	2503	0	
TOTAL	17203		195

EXIT WIDTH REQUIRED AT DOORS: 39"
 (0.2 X OCCUPANCY)
 EXIT WIDTH REQUIRED AT STAIRS: 58.5" TOTAL STAIR WIDTH AVAILABLE: 133"
 (0.3 X OCCUPANCY)

BUILDING 8 - SIXTH FLOOR

INTERIOR GROSS AREA	17203		
USE	AREA (SQ FT)	OCCUPANCY LOAD FACTOR	OCCUPANT LOAD
OFFICE	13410	100	135
CONFERENCE	590	15	40
LOBBY/WAITING/AUDITORIUM		7	
DINING		15	
KITCHEN		200	
DAYCARE		35	
FITNESS/LOCKER ROOM		50	
MECHANICAL/STORAGE	700	300	3
ALL OTHERS		100	
CORRIDORS, TOILETS, SHAFTS, STAIRS, ELEVATOR	2503	0	
TOTAL	17203		178

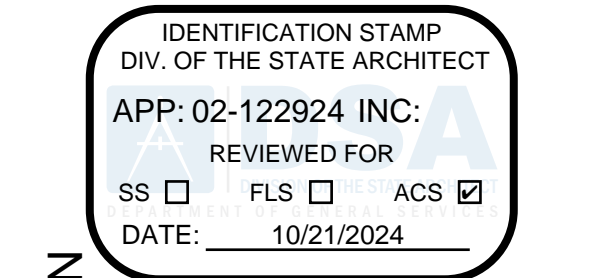
EXIT WIDTH REQUIRED AT DOORS: 35.6"
 (0.2 X OCCUPANCY)
 EXIT WIDTH REQUIRED AT STAIRS: 53.4" TOTAL STAIR WIDTH AVAILABLE: 133"
 (0.3 X OCCUPANCY)



4/25/2024 2:42:30 PM
 A026-02-244400101-001-01-01-09-1301
 PLOT OK

1 LS A026
 Scale: 1/16" = 1'-0"

AGENCY APPROVAL



DEPARTMENT OF GENERAL SERVICES - FACILITIES MANAGEMENT DIVISION
OFFICE BUILDING 8 & 9 (039 & 045) - FIRE LIFE SAFETY UPGRADE
744 P STREET,
SACRAMENTO, CA 95814
CONSTRUCTION DOCUMENTS

SEAL



DATE SIGNED: 6/30/24

SCALE

AS INDICATED

REVISIONS

NO.	DESCRIPTION	DATE

DRAWN BY _____ Author
APPROVED BY _____ Approver
CHECKED BY _____ Checker
DATE _____ Issue Date

TITLE

EXISTING LIFESAFETY

PROJECT NO. 50137303

R-1-07

SHEET NO. ISSUE DATE: OCTOBER 25, 2024

CALIFORNIA STATE OFFICE BUILDINGS 8 & 9 RENOVATIONS

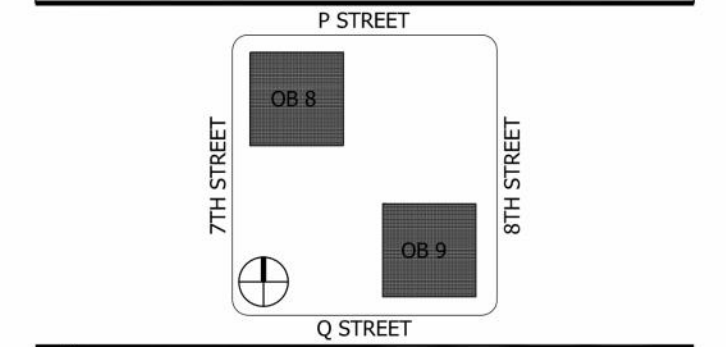


DEPT. OF GENERAL SERVICES
REAL ESTATE SERVICES DIVISION
PROJECT MGMT. BRANCH
707 3RD STREET, SUITE 3-305
WEST SACRAMENTO, CALIFORNIA 95605
PROJECT DIRECTOR: LAURIE STEFFEN
916-376-1656 Voice
916-376-1654 Fax
laurie.steffen@dgs.ca.gov
PMB Work Order #111678



CALIFORNIA STATE FIRE MARSHAL
Approval of this plan does not authorize or approve any omissions or deviation from applicable regulations. Final approval is subject to field inspection. One set of approved plans shall be available on the project site at all times.


Reviewed by _____ Date _____
STATE FIRE MARSHAL
OB#8 01-34-11-0081-000-330-1
OB#9 01-34-11-0082-000-330-1
IDENTIFICATION STAMP
DIV. OF THE STATE ARCHITECT
02-107237
AC: _____
DATE: _____



REVISION HISTORY - THIS SHEET

NO.	DESCRIPTION	DATE

HGA
Architecture | Engineering | Planning
Hammel, Green and Abrahamson, Inc.
1410 Rocky Ridge Drive - Suite 230
Roseville, California USA 95661
Telephone 916.787.5589 Facsimile 916.784.7738



BUILDINGS 8 & 9 LIFE SAFETY PLAN SEVENTH FLOOR

COMM. NO. 2444-001-01
SCALE 1/16" = 1'-0"
DATE MAY 23, 2011
DRAWN SEP

RECORD DRAWINGS
A027

© COPYRIGHT HAMMEL GREEN AND ABRAHAMSON, INC.

LIFE SAFETY PLAN GENERAL NOTES

LIFE SAFETY PLAN SYMBOL DESIGNATIONS

I 1.1	BUILDING CODE OCCUPANCY TYPE	
I FR	BUILDING CODE CONSTRUCTION TYPE	
89	NUMBER OF OCCUPANTS	
44"	ACTUAL EXIT OR STAIR WIDTH	
17.9"	REQUIRED WIDTH FOR # OF OCCUPANTS	
---	FIRE/SMOKE RESISTIVE PARTITION	
---	NEW CONSTRUCTION	
---	EXISTING CONSTRUCTION	
1	REQUIRED ASSEMBLY RATING	
2	MINIMUM OPENING PROTECTION ASSEMBLY	
3	ONE HOUR RATED	
4	TWO HOUR RATED	
	THREE HOUR RATED	
	FOUR HOUR RATED	
E	EXISTING OCCUPANCY (ORIG./SPEC. ONLY)	
S	SMOKE BARRIER/COMPARTMENT (22,500 SQ FT MAX)	
F	FIRE EXTINGUISHER (MAXIMUM TRAVEL 75'-0")	
S	FIRE DEPARTMENT CONNECTION (CHANGES, TYP. LOCATED IN STAIR ENCLOSURES)	
D	DRINKING FOUNTAIN	
REQUIRED DAMPERS		
FIRE	SMOKE	COMBINATION
FIREWALL	SMOKE BARRIER	SHAFT
FIRE BARRIER		EXIT ENCLOSURES
FIRE PARTITION		STAIRS

BUILDING 9 - SEVENTH FLOOR

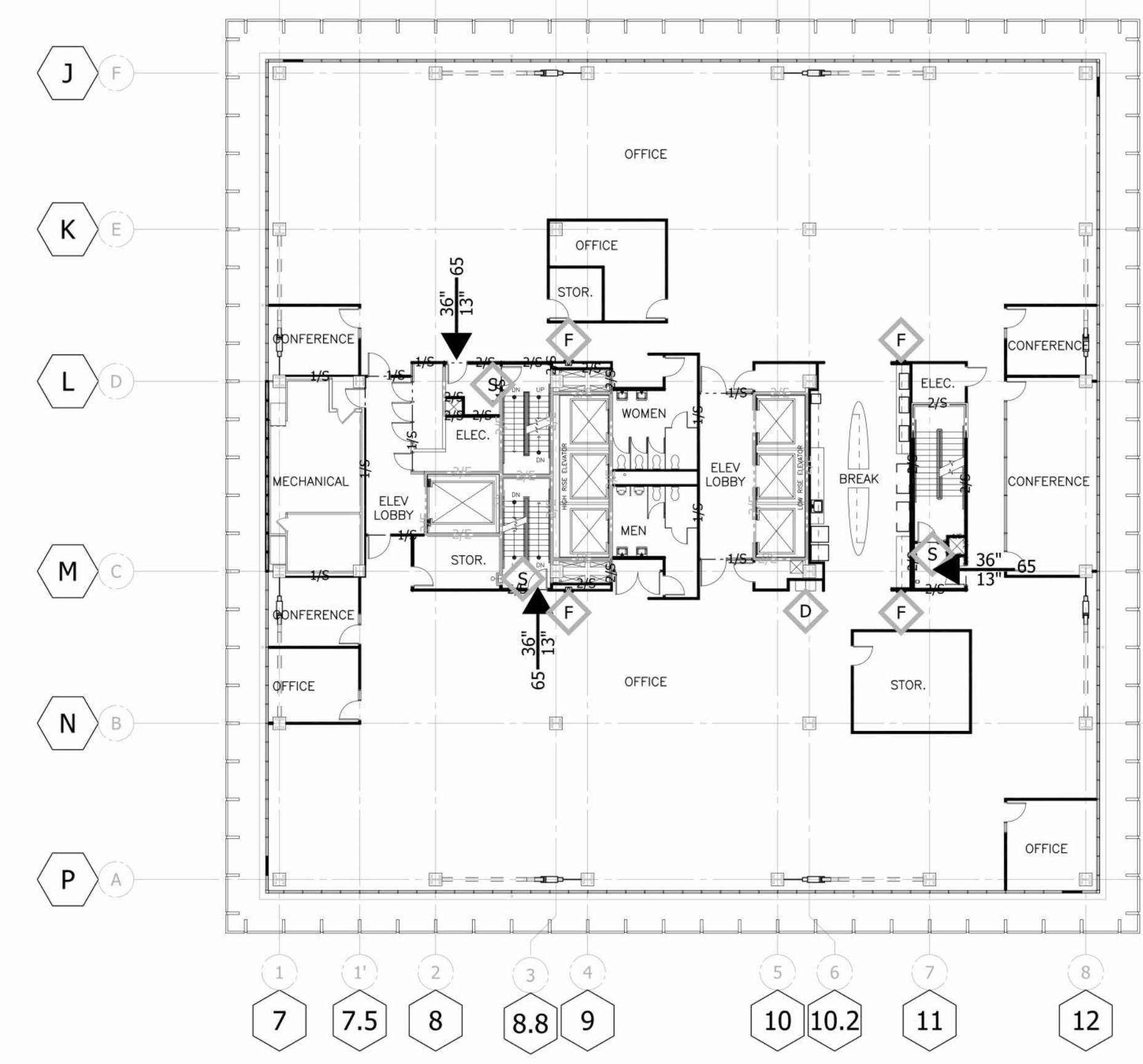
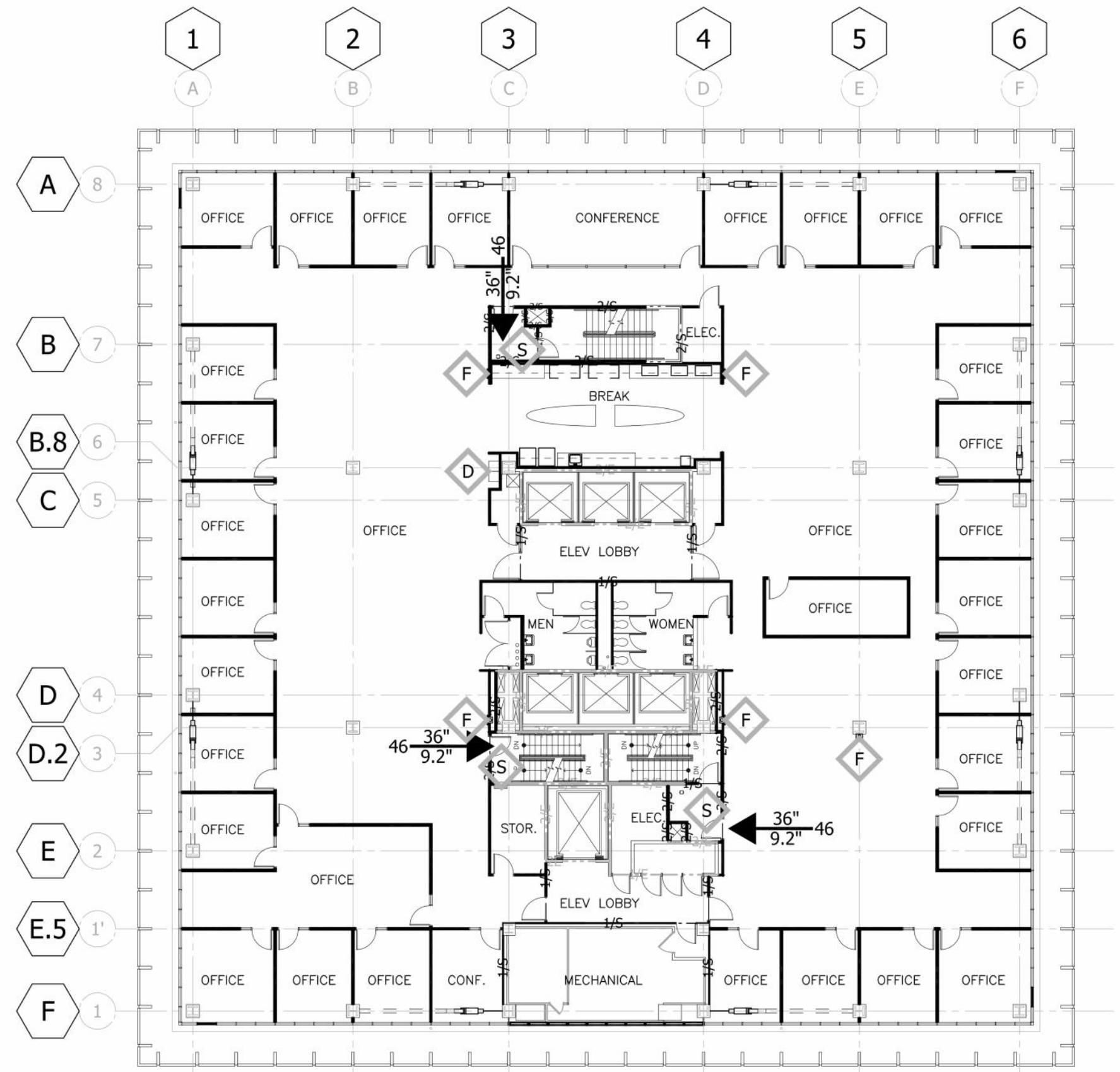
INTERIOR GROSS AREA	AREA (SQ. FT)	OCCUPANCY	OCCUPANT LOAD
OFFICE	13110	100	132
CONFERENCE	890	15	60
LOBBY/WAITING/AUDITORIUM	7		
DINING	15		
KITCHEN	200		
DAYCARE	35		
FITNESS/LOCKER ROOM	50		
MECHANICAL/STORAGE	700	300	3
ALL OTHERS	100		
CORRIDORS, TOILETS, SHAFTS, STAIRS, ELEVATOR	2503	0	
TOTAL	17203		195

EXIT WIDTH REQUIRED AT DOORS: 39"
(0.2 X OCCUPANCY)
EXIT WIDTH REQUIRED AT STAIRS: 58.5" TOTAL STAIR WIDTH AVAILABLE: 133"
(0.3 X OCCUPANCY)

BUILDING 8 - SEVENTH FLOOR

INTERIOR GROSS AREA	AREA (SQ. FT)	OCCUPANCY	OCCUPANT LOAD
OFFICE	13410	100	135
CONFERENCE	590	15	40
LOBBY/WAITING/AUDITORIUM	7		
DINING	15		
KITCHEN	200		
DAYCARE	35		
FITNESS/LOCKER ROOM	50		
MECHANICAL/STORAGE	700	300	3
ALL OTHERS	100		
CORRIDORS, TOILETS, SHAFTS, STAIRS, ELEVATOR	2503	0	
TOTAL	17203		178

EXIT WIDTH REQUIRED AT DOORS: 35.6"
(0.2 X OCCUPANCY)
EXIT WIDTH REQUIRED AT STAIRS: 53.4" TOTAL STAIR WIDTH AVAILABLE: 133"
(0.3 X OCCUPANCY)



AGENCY APPROVAL

OFFICE OF THE STATE FIRE MARSHAL
 APPROVED FIRE AND PANIC ONLY



Approval of this plan does not authorize or approve any omission or deviation from applicable regulations. Final approval is subject to field inspection. One set of approved plans shall be available on the project site at all times.

IDENTIFICATION STAMP
 DIV. OF THE STATE ARCHITECT
 APP: 02-122924 INC.
 REVIEWED FOR
 SS FLS ACS DATE: 10/21/2024

DEPARTMENT OF GENERAL SERVICES - FACILITIES MANAGEMENT DIVISION
 OFFICE BUILDING 8 & 9 (039 & 045) - FIRE LIFE SAFETY UPGRADE
 744 P STREET, SACRAMENTO, CA 95814
 CONSTRUCTION DOCUMENTS

SEAL



DATE SIGNED: 6/30/24

SCALE

AS INDICATED

REVISIONS

NO.	DESCRIPTION	DATE

DRAWN BY _____ Author
 APPROVED BY _____ Approver
 CHECKED BY _____ Checker
 DATE _____ Issue Date

TITLE

EXISTING LIFESAFETY

PROJECT NO. 50137303

R-1-08

SHEET NO. ISSUE DATE: OCTOBER 25, 2024

CALIFORNIA STATE OFFICE BUILDINGS 8 & 9 RENOVATIONS



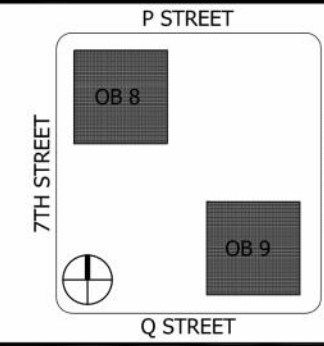
STATE OF CALIFORNIA
 DEPT. OF GENERAL SERVICES
 REAL ESTATE SERVICES DIVISION
PROJECT MGMT. BRANCH
 707 3RD STREET, SUITE 3-305
 WEST SACRAMENTO, CALIFORNIA 95605
 PROJECT DIRECTOR: LAURIE STEFFEN
 916-376-1656 Voice
 916-376-1654 Fax
 laurie.steffen@dgs.ca.gov
 PMB Work Order #111678



CALIFORNIA STATE FIRE MARSHAL
 Approval of this plan does not authorize or approve any omissions or deviation from applicable regulations. Final approval is subject to field inspection. One set of approved plans shall be available on the project site at all times.

Reviewed by _____ Date _____
 STATE FIRE MARSHAL
 OB#8 01-34-11-0081-000-330-1
 OB#9 01-34-11-0082-000-330-1

IDENTIFICATION STAMP
 DIV. OF THE STATE ARCHITECT
 02-107237
 AC _____
 DATE _____



REVISION HISTORY - THIS SHEET



Architecture | Engineering | Planning
 Hammel, Green and Abrahamson, Inc.
 1415 Rocky Ridge Drive - Suite 250
 Roseville, California USA 95661
 Telephone 916.787.5100 Facsimile 916.784.7738



BUILDINGS 8 & 9 LIFE SAFETY PLAN EIGHTH FLOOR

COMM. NO. 2444-001-01
 SCALE 1/16" = 1'-0"
 DATE MAY 23, 2011
 DRAWN SEP

RECORD DRAWINGS

A028

© COPYRIGHT HAMMEL GREEN AND ABRAHAMSON, INC.

LIFE SAFETY PLAN GENERAL NOTES

LIFE SAFETY PLAN SYMBOL DESIGNATIONS

I 1.1 BUILDING CODE OCCUPANCY TYPE
I FR BUILDING CODE CONSTRUCTION TYPE

89 ACTUAL EXIT OR NUMBER OF STAIR WIDTH OCCUPANTS
44 REQUIRED WIDTH FOR # OF OCCUPANTS
17.9'

--- FIRE/SMOKE RESISTIVE PARTITION
 --- NEW CONSTRUCTION
 --- EXISTING CONSTRUCTION

REQUIRED ASSEMBLY RATING **MINIMUM OPENING PROTECTION ASSEMBLY**

1 ONE HOUR RATED **1** HOUR
2 TWO HOUR RATED **1 1/2** HOUR
3 THREE HOUR RATED **3** HOUR
4 FOUR HOUR RATED **3** HOUR

TYPE OF ASSEMBLY

E EXISTING OCCUPANCY (UBC/SBC ONLY)
S SMOKE BARRIER/COMPARTMENT (22,500 SQ. FT. MAX.)
O FIRE EXTINGUISHER (MAXIMUM TRAVEL 75'-0")
S FIRE DEPARTMENT CONNECTION (SIAMENSE), TYPE LOCATED IN STAIR ENCLOSURES
D DRINKING FOUNTAIN

REQUIRED DAMPERS

FIRE	SMOKE	COMBINATION
FIREWALL	SMOKE BARRIER	SHAFT
FIRE BARRIER		EXIT ENCLOSURES
FIRE PARTITION		STAIRS

BUILDING 9 - EIGHTH FLOOR

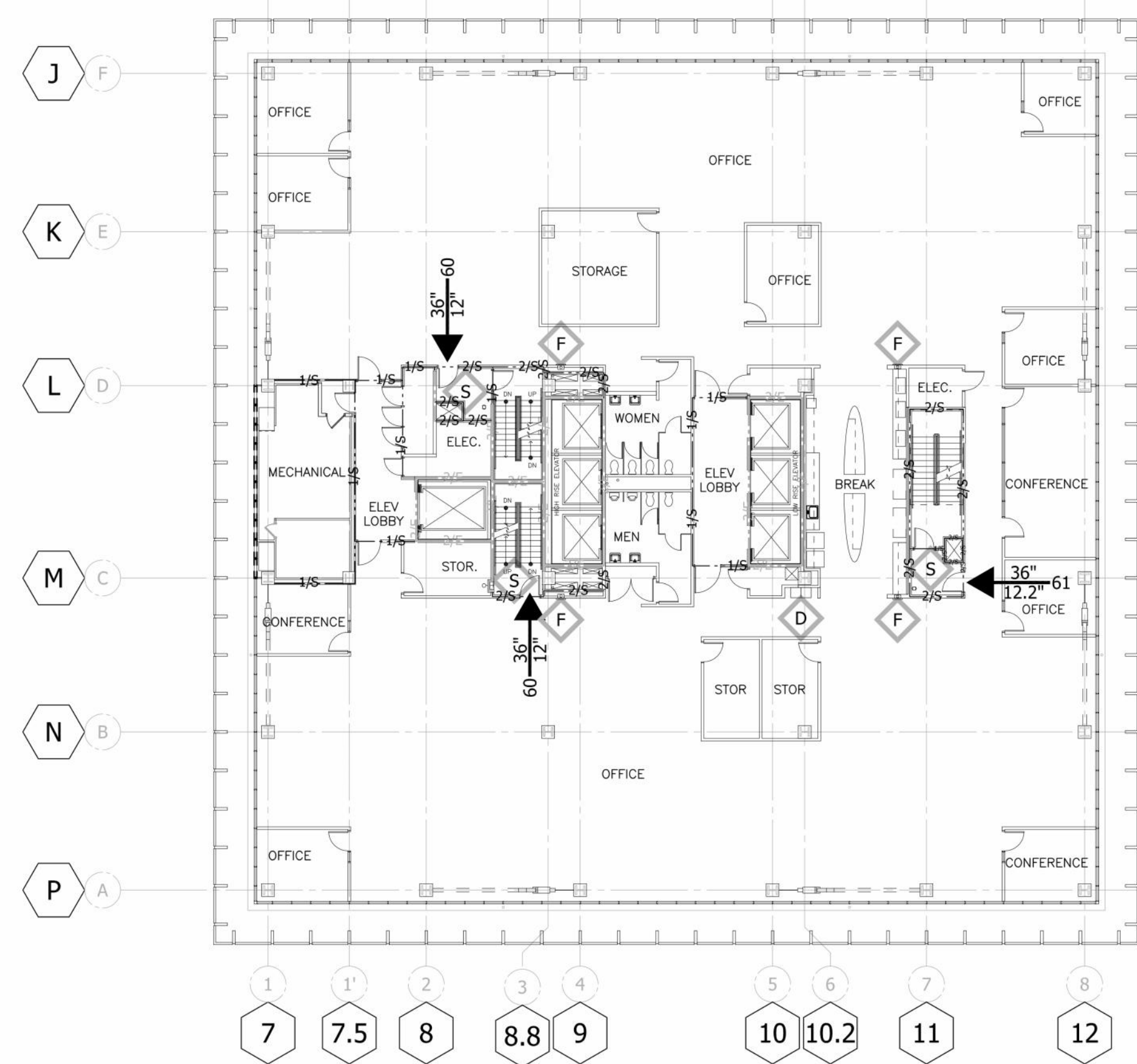
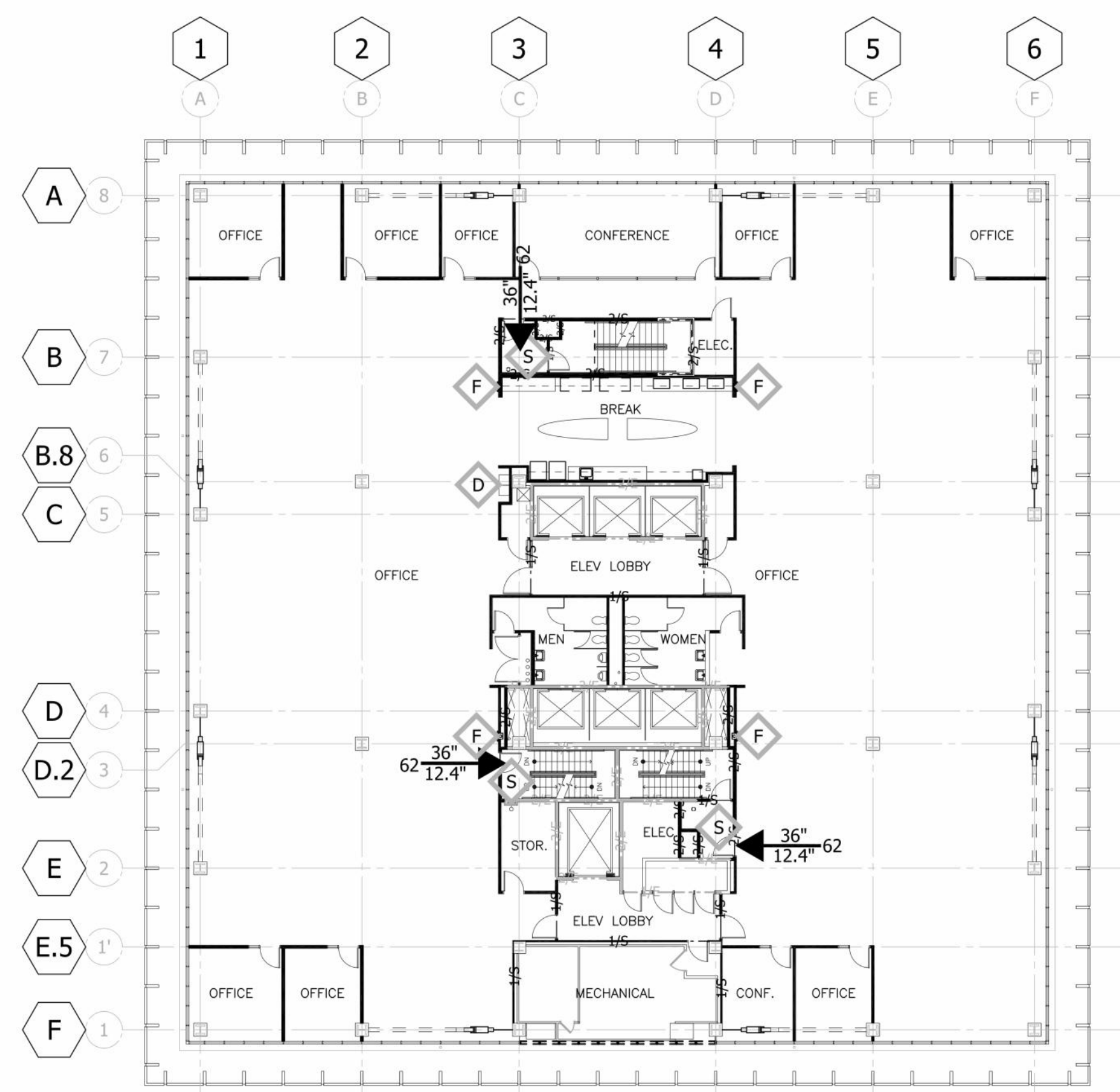
INTERIOR GROSS AREA	17203		
USE	AREA (SQ FT)	OCCUPANCY LOAD FACTOR	OCCUPANT LOAD
OFFICE	13260	100	133
CONFERENCE	740	15	50
LOBBY/WAITING/AUDITORIUM		7	
DINING		15	
KITCHEN		200	
DAYCARE		35	
FITNESS/LOCKER ROOM		50	
MECHANICAL/STORAGE	700	300	3
ALL OTHERS		100	
CORRIDORS, TOILETS, SHAFTS, STAIRS, ELEVATOR	2503	0	
TOTAL	17203		186

EXIT WIDTH REQUIRED AT DOORS: 36.2" (0.2 X OCCUPANCY)
 EXIT WIDTH REQUIRED AT STAIRS: 54.3" TOTAL STAIR WIDTH AVAILABLE: 133" (0.3 X OCCUPANCY)

BUILDING 8 - EIGHTH FLOOR

INTERIOR GROSS AREA	17203		
USE	AREA (SQ FT)	OCCUPANCY LOAD FACTOR	OCCUPANT LOAD
OFFICE	13260	100	133
CONFERENCE	740	15	50
LOBBY/WAITING/AUDITORIUM		7	
DINING		15	
KITCHEN		200	
DAYCARE		35	
FITNESS/LOCKER ROOM		50	
MECHANICAL/STORAGE	700	300	3
ALL OTHERS		100	
CORRIDORS, TOILETS, SHAFTS, STAIRS, ELEVATOR	2503	0	
TOTAL	17203		186

EXIT WIDTH REQUIRED AT DOORS: 37.2" (0.2 X OCCUPANCY)
 EXIT WIDTH REQUIRED AT STAIRS: 55.8" TOTAL STAIR WIDTH AVAILABLE: 133" (0.3 X OCCUPANCY)



4/25/2024 2:42:49 PM
 C:\Users\jgarcia\OneDrive\Documents\Projects\039-045\039-045-001-01\111678-01\111678-01-01.dwg PLOT OK

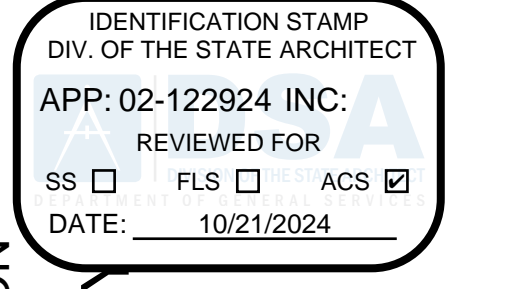
LS A028
 Scale: 1/16" = 1'-0"

AGENCY APPROVAL

OFFICE OF THE STATE FIRE MARSHAL
 APPROVED FIRE AND PANIC ONLY



Approval of this plan does not authorize or approve any omission or deviation from applicable regulations. Final approval is subject to field inspection. One set of approved plans shall be available on the project site at all times.



DEPARTMENT OF GENERAL SERVICES – FACILITIES MANAGEMENT DIVISION
OFFICE BUILDING 8 & 9 (039 & 045) – FIRE LIFE SAFETY UPGRADE
 744 P STREET,
 SACRAMENTO, CA 95814
 CONSTRUCTION DOCUMENTS

SEAL



DATE SIGNED: 6/30/24

SCALE

AS INDICATED

REVISIONS

NO.	DESCRIPTION	DATE

DRAWN BY _____ Author
 APPROVED BY _____ Approver
 CHECKED BY _____ Checker
 DATE _____ Issue Date

TITLE
EXISTING LIFESAFETY

PROJECT NO. 50137303

R-1-09

SHEET NO. ISSUE DATE: OCTOBER 25, 2024

**CALIFORNIA STATE OFFICE
 BUILDINGS 8 & 9
 RENOVATIONS**

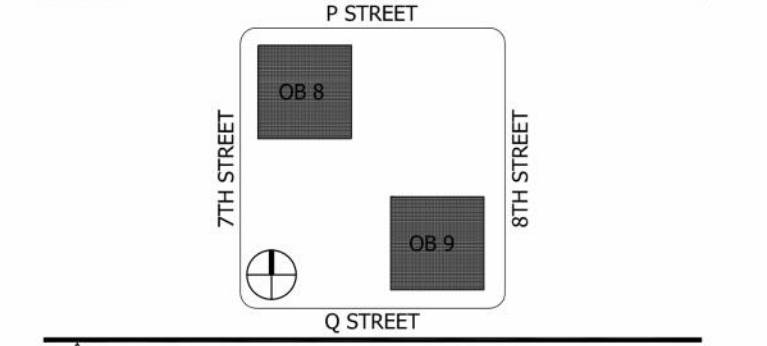


STATE OF CALIFORNIA
 DEPT. OF GENERAL SERVICES
 REAL ESTATE SERVICES DIVISION
PROJECT MGMT. BRANCH
 707 3RD STREET, SUITE 3-305
 WEST SACRAMENTO, CALIFORNIA 95605
 PROJECT DIRECTOR: LAURIE STEFFEN
 916-376-1656 Voice
 916-376-1654 Fax
 laurie.steffen@dgs.ca.gov
 PMB Work Order #111678



CALIFORNIA STATE FIRE MARSHAL
 Approval of this plan does not authorize or approve any omissions or deviation from applicable regulations. Final approval is subject to field inspection. One set of approved plans shall be available on the project site at all times.

Reviewed by _____ Date _____
 STATE FIRE MARSHAL
 OBR# 01-34-11-0081-000-330-1
 OBR# 01-34-11-0082-000-330-1
 IDENTIFICATION STAMP
 DIV. OF THE STATE ARCHITECT
 02-107237
 AC _____
 DATE _____



REVISION HISTORY - THIS SHEET

HGA
 Architecture | Engineering | Planning
 Hammel, Green and Abrahamson, Inc.
 1410 Rocky Ridge Drive, Suite 210
 Roseville, California USA 95661
 Telephone 916.787.5100 Facsimile 916.784.7738



**BUILDINGS 8 & 9
 LIFE SAFETY PLAN
 NINTH FLOOR**

COMM. NO. 2444-001-01
 SCALE 1/16" = 1'-0"
 DATE MAY 23, 2011
 DRAWN SEP

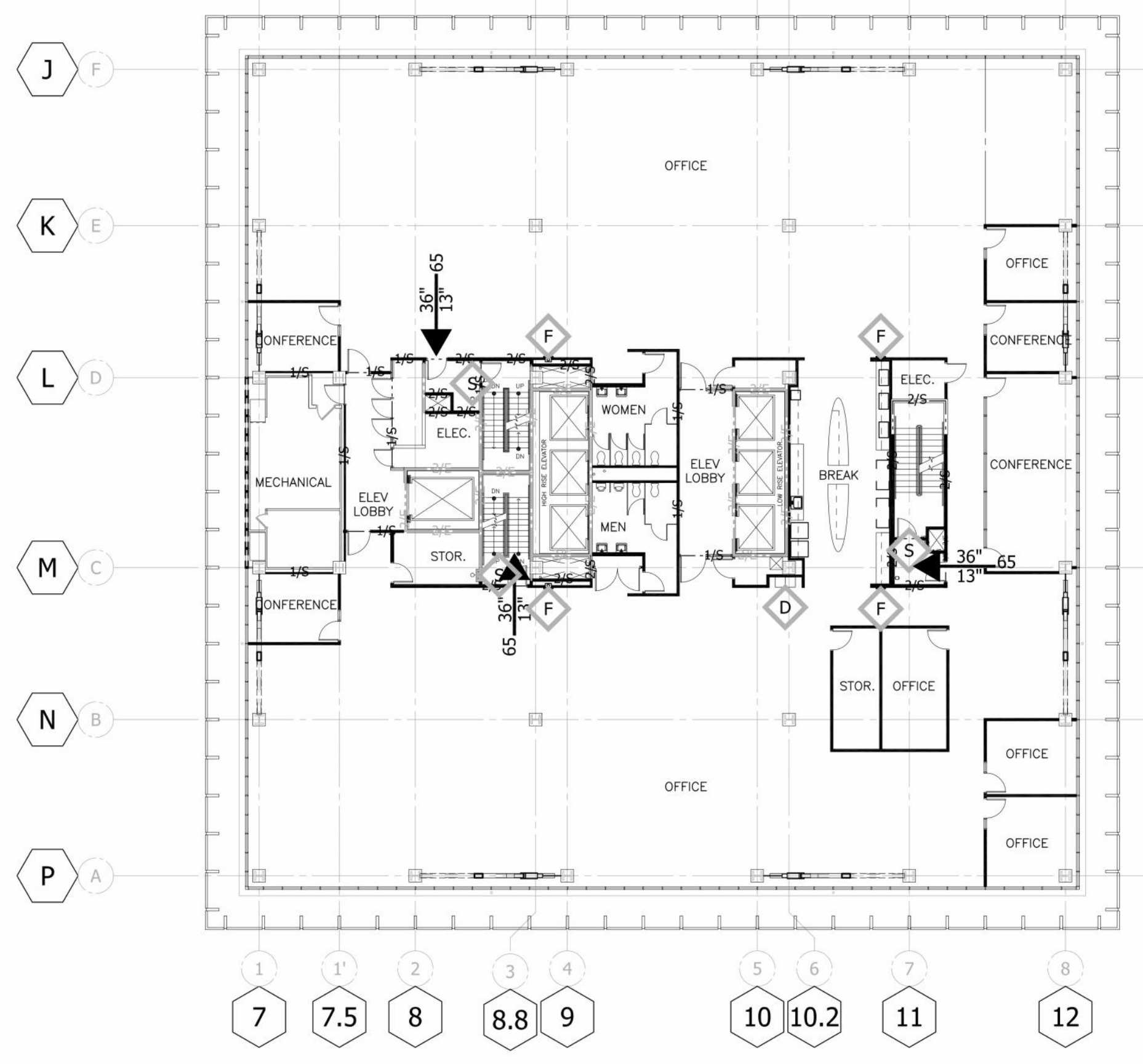
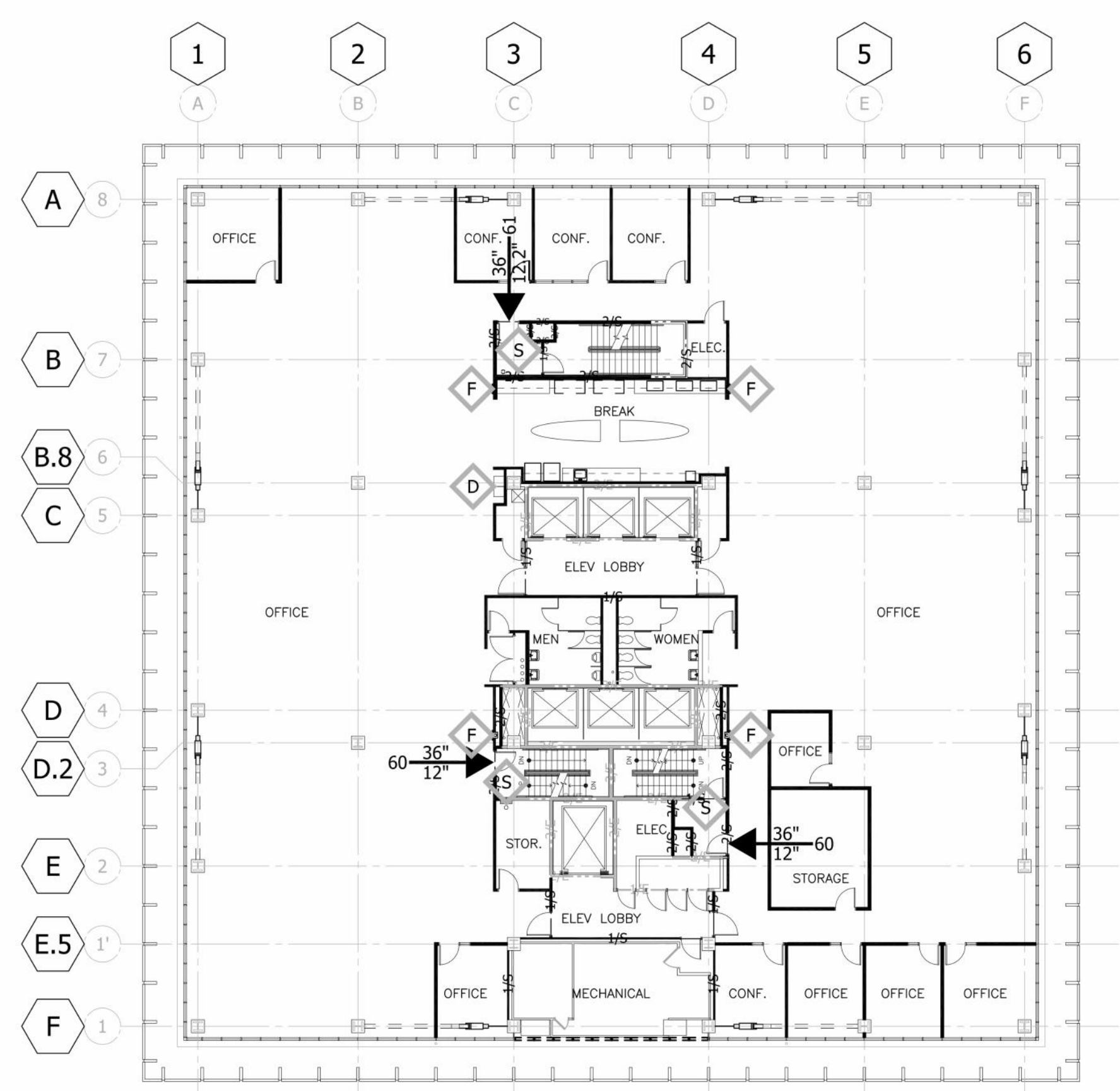
**RECORD DRAWINGS
 A029**

© COPYRIGHT HAMMEL GREEN AND ABRAHAMSON, INC.

BUILDING 8 - NINTH FLOOR

INTERIOR GROSS AREA	17203		
USE	AREA (SQ. FT.)	OCCUPANCY LOAD FACTOR	OCCUPANT LOAD
OFFICE	13350	100	134
CONFERENCE	650	15	44
LOBBY/WAITING/AUDITORIUM		7	
DINING		15	
KITCHEN		200	
DAYCARE		35	
FITNESS/LOCKER ROOM		50	
MECHANICAL/STORAGE	700	300	3
ALL OTHERS		100	
CORRIDORS, TOILETS, SHAFTS, STAIRS, ELEVATOR	2503	0	
TOTAL	17203		181

EXIT WIDTH REQUIRED AT DOORS: 36.2" (0.2 X OCCUPANCY)
 EXIT WIDTH REQUIRED AT STAIRS: 54.3" TOTAL STAIR WIDTH AVAILABLE: 133" (0.3 X OCCUPANCY)

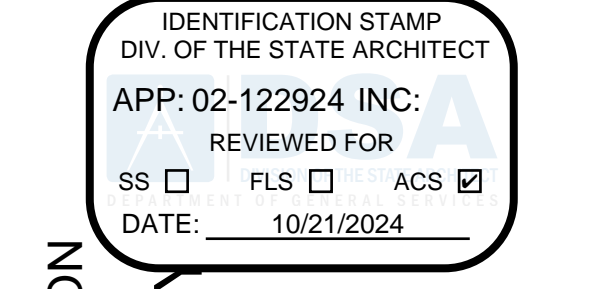


BUILDING 9 - NINTH FLOOR

INTERIOR GROSS AREA	17203		
USE	AREA (SQ. FT.)	OCCUPANCY LOAD FACTOR	OCCUPANT LOAD
OFFICE	13110	100	132
CONFERENCE	890	15	60
LOBBY/WAITING/AUDITORIUM		7	
DINING		15	
KITCHEN		200	
DAYCARE		35	
FITNESS/LOCKER ROOM		50	
MECHANICAL/STORAGE	700	300	3
ALL OTHERS		100	
CORRIDORS, TOILETS, SHAFTS, STAIRS, ELEVATOR	2503	0	
TOTAL	17203		195

EXIT WIDTH REQUIRED AT DOORS: 39" (0.2 X OCCUPANCY)
 EXIT WIDTH REQUIRED AT STAIRS: 58.5" TOTAL STAIR WIDTH AVAILABLE: 133" (0.3 X OCCUPANCY)

AGENCY APPROVAL



DEPARTMENT OF GENERAL SERVICES - FACILITIES MANAGEMENT DIVISION
OFFICE BUILDING 8 & 9 (039 & 045) - FIRE LIFE SAFETY UPGRADE
 744 P STREET,
 SACRAMENTO, CA 95814
 CONSTRUCTION DOCUMENTS

SEAL



DATE SIGNED: 6/30/24

SCALE

AS INDICATED

REVISIONS

NO.	DESCRIPTION	DATE

DRAWN BY _____ Author
 APPROVED BY _____ Approver
 CHECKED BY _____ Checker
 DATE _____ Issue Date

TITLE

EXISTING LIFESAFETY

PROJECT NO. 50137303

R-1-10

SHEET NO. ISSUE DATE: OCTOBER 25, 2024

**CALIFORNIA STATE OFFICE
BUILDINGS 8 & 9
RENOVATIONS**

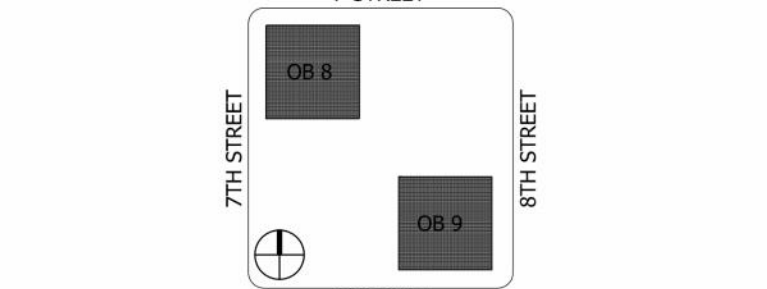


DEPT. OF GENERAL SERVICES
 REAL ESTATE SERVICES DIVISION
PROJECT MGMT. BRANCH
 707 3RD STREET, SUITE 3-305
 WEST SACRAMENTO, CALIFORNIA 95605




CALIFORNIA STATE FIRE MARSHAL
 DEPARTMENT OF SOCIAL SERVICES

Approval of this plan does not authorize or approve any omissions or deviation from applicable regulations. Final approval is subject to field inspection. One set of approved plans shall be available on the project site at all times.



REVISION HISTORY - THIS SHEET



**BUILDINGS 8 & 9
LIFE SAFETY PLAN
TENTH FLOOR**

COMM. NO. 2444-001-01
 SCALE 1/16" = 1'-0"
 DATE MAY 23, 2011
 DRAWN SEP

RECORD DRAWINGS

A030

© COPYRIGHT HAMMEL, GREEN AND ABRAHAMSON, INC.

LIFE SAFETY PLAN GENERAL NOTES

I 1.1	BUILDING CODE OCCUPANCY TYPE
I FR	BUILDING CODE CONSTRUCTION TYPE
80	ACTUAL EXIT OR NUMBER OF OCCUPANTS
44"	STAR WIDTH
17.9"	REQUIRED WIDTH FOR # OF OCCUPANTS
---	FIRE/SMOKE RESISTIVE PARTITION
---	NEW CONSTRUCTION
---	EXISTING CONSTRUCTION
1	REQUIRED ASSEMBLY RATING
2	MINIMUM OPENING PROTECTION ASSEMBLY
3	ONE HOUR RATED
4	TWO HOUR RATED
1	THREE HOUR RATED
2	FOUR HOUR RATED
3	ONE HOUR
1 1/2	ONE HOUR
3	THREE HOUR
3	THREE HOUR
3	THREE HOUR
E	EXISTING OCCUPANCY (UBC/IBC ONLY)
O	SMOKE BARRIER/COMPARTMENT (25,000 SQ FT MAX)
F	FIRE EXTINGUISHER (MAXIMUM TRAVEL 75'-0")
D	DRINKING FOUNTAIN
S	FIRE DEPARTMENT CONNECTION (SCHEDULE 40, TYP LOCATED IN STAIR ENCLOSURES)
REQUIRED DAMPERS	
FIRE	SMOKE
FIREWALL	SMOKE BARRIER
FIRE BARRIER	COMBINATION
FIRE PARTITION	EXIT ENCLOSURES
	SHAFT
	STAIRS

BUILDING 9 - TENTH FLOOR

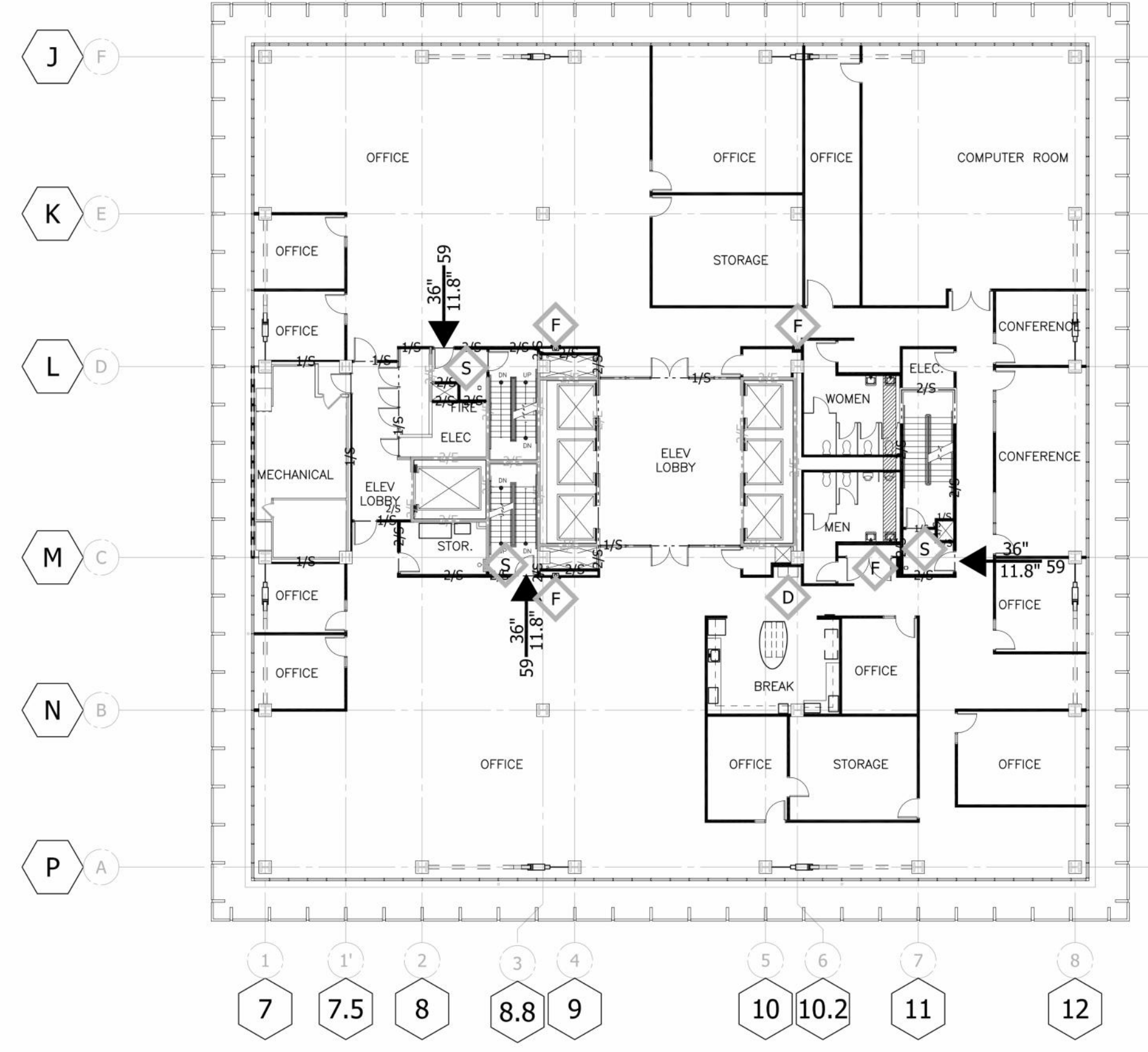
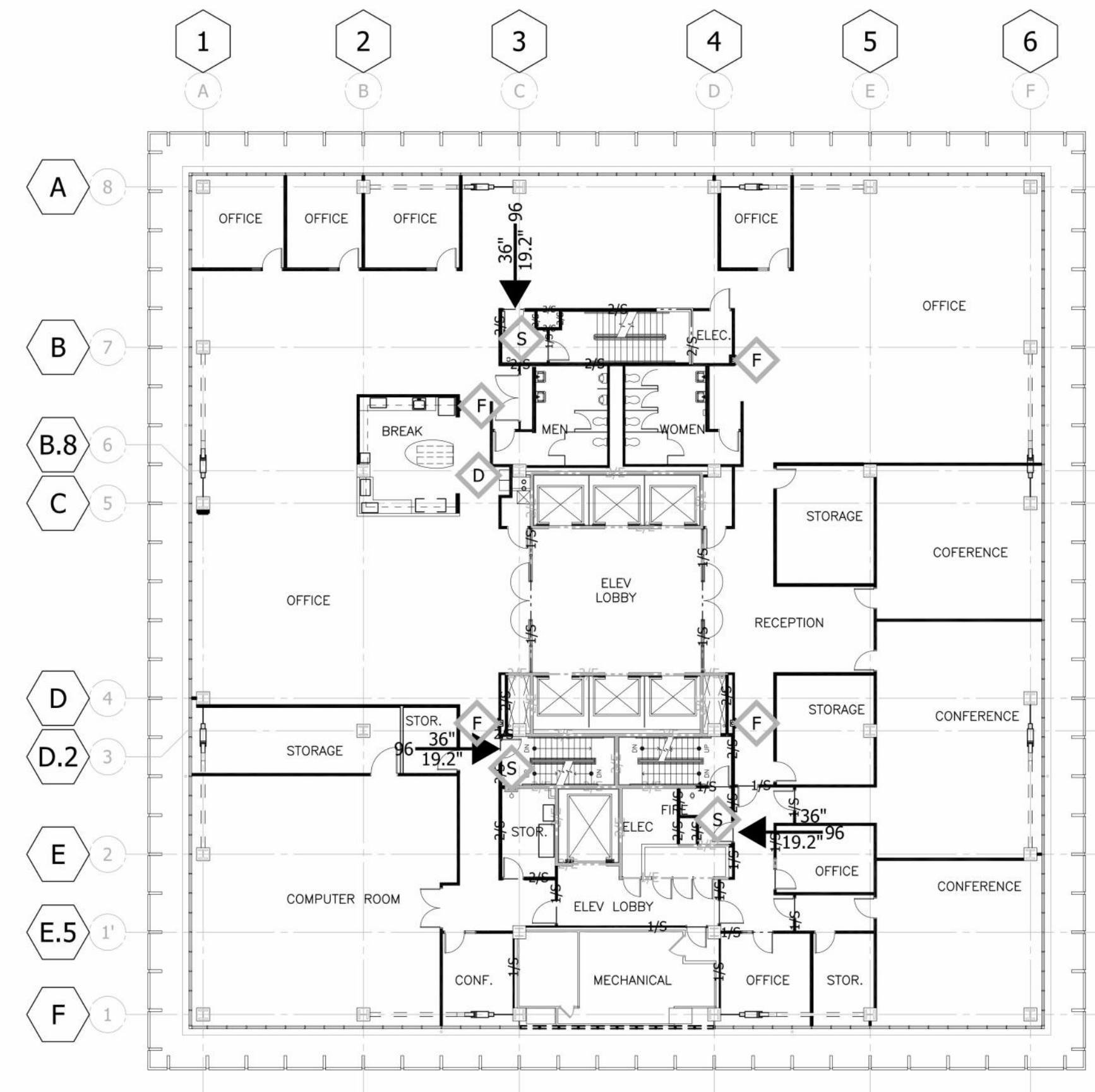
INTERIOR GROSS AREA	AREA (SQ FT)	OCCUPANCY LOAD FACTOR	OCCUPANT LOAD
OFFICE	13310	100	134
CONFERENCE	590	15	40
LOBBY/WAITING/AUDITORIUM	7	7	7
DINING	15	15	15
KITCHEN	200	200	200
DAYCARE	35	35	35
FITNESS/LOCKER ROOM	50	50	50
MECHANICAL/STORAGE	700	300	3
ALL OTHERS	100	100	100
CORRIDORS, TOILETS, SHAFTS, STAIRS, ELEVATOR	2603	0	0
TOTAL	17203		177

EXIT WIDTH REQUIRED AT DOORS: 35.4" (0.2 X OCCUPANCY)
 EXIT WIDTH REQUIRED AT STAIRS: 53.1" TOTAL STAIR WIDTH AVAILABLE: 133" (0.3 X OCCUPANCY)

BUILDING 8 - TENTH FLOOR

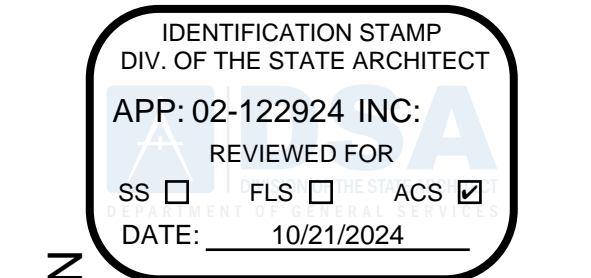
INTERIOR GROSS AREA	AREA (SQ FT)	OCCUPANCY LOAD FACTOR	OCCUPANT LOAD
OFFICE	11356	100	114
CONFERENCE	2544	15	170
LOBBY/WAITING/AUDITORIUM	7	7	7
DINING	15	15	15
KITCHEN	200	200	200
DAYCARE	35	35	35
FITNESS/LOCKER ROOM	50	50	50
MECHANICAL/STORAGE	700	300	3
ALL OTHERS	100	100	100
CORRIDORS, TOILETS, SHAFTS, STAIRS, ELEVATOR	2603	0	0
TOTAL	17203		287

EXIT WIDTH REQUIRED AT DOORS: 57.4" (0.2 X OCCUPANCY)
 EXIT WIDTH REQUIRED AT STAIRS: 86.1" TOTAL STAIR WIDTH AVAILABLE: 133" (0.3 X OCCUPANCY)




LS A030
 Scale: 1/16" = 1'-0"

AGENCY APPROVAL



DEPARTMENT OF GENERAL SERVICES - FACILITIES MANAGEMENT DIVISION
OFFICE BUILDING 8 & 9 (039 & 045) - FIRE LIFE SAFETY UPGRADE
 744 P STREET,
 SACRAMENTO, CA 95814
 CONSTRUCTION DOCUMENTS

SEAL



DATE SIGNED: 6/30/24

SCALE

AS INDICATED

REVISIONS

NO.	DESCRIPTION	DATE

DRAWN BY _____ Author
 APPROVED BY _____ Approver
 CHECKED BY _____ Checker
 DATE _____ Issue Date

TITLE

EXISTING LIFESAFETY

PROJECT NO. 50137303

R-1-11

SHEET NO. ISSUE DATE: OCTOBER 25, 2024

**CALIFORNIA STATE OFFICE
 BUILDINGS 8 & 9
 RENOVATIONS**

STATE OF CALIFORNIA



DEPT. OF GENERAL SERVICES
 REAL ESTATE SERVICES DIVISION
PROJECT MGMT. BRANCH
 707 3RD STREET, SUITE 3-305
 WEST SACRAMENTO, CALIFORNIA 95605
 PROJECT DIRECTOR: LAURIE STEFFEN
 916-376-1656 Voice
 916-376-1654 Fax
 laurie.steffen@dgs.ca.gov
 PMB Work Order #111678

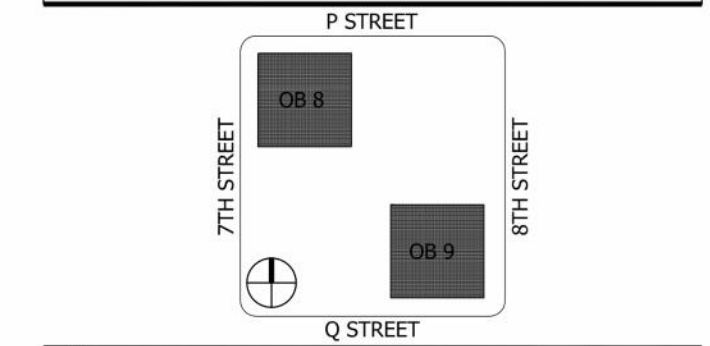



CALIFORNIA STATE FIRE MARSHAL


Approval of this plan does not authorize or approve any omissions or deviation from applicable regulations. Final approval is subject to field inspection. One set of approved plans shall be available on the project site at all times.

Reviewed by _____ Date _____

STATE FIRE MARSHAL
 OB#8 01-34-11-0081-000-330-1
 OB#9 01-34-11-0082-000-330-1



REVISION HISTORY - THIS SHEET



**BUILDINGS 8 & 9
 LIFE SAFETY PLAN
 ELEVENTH FLOOR**

COMM. NO. 2444-001-01
 SCALE 1/16" = 1'-0"
 DATE MAY 23, 2011
 DRAWN SEP

RECORD DRAWINGS

A031

© COPYRIGHT HAMMEL, GREEN AND ABRAHAMSON, INC.

LIFE SAFETY PLAN - GENERAL NOTES

LIFE SAFETY PLAN SYMBOL DESIGNATIONS

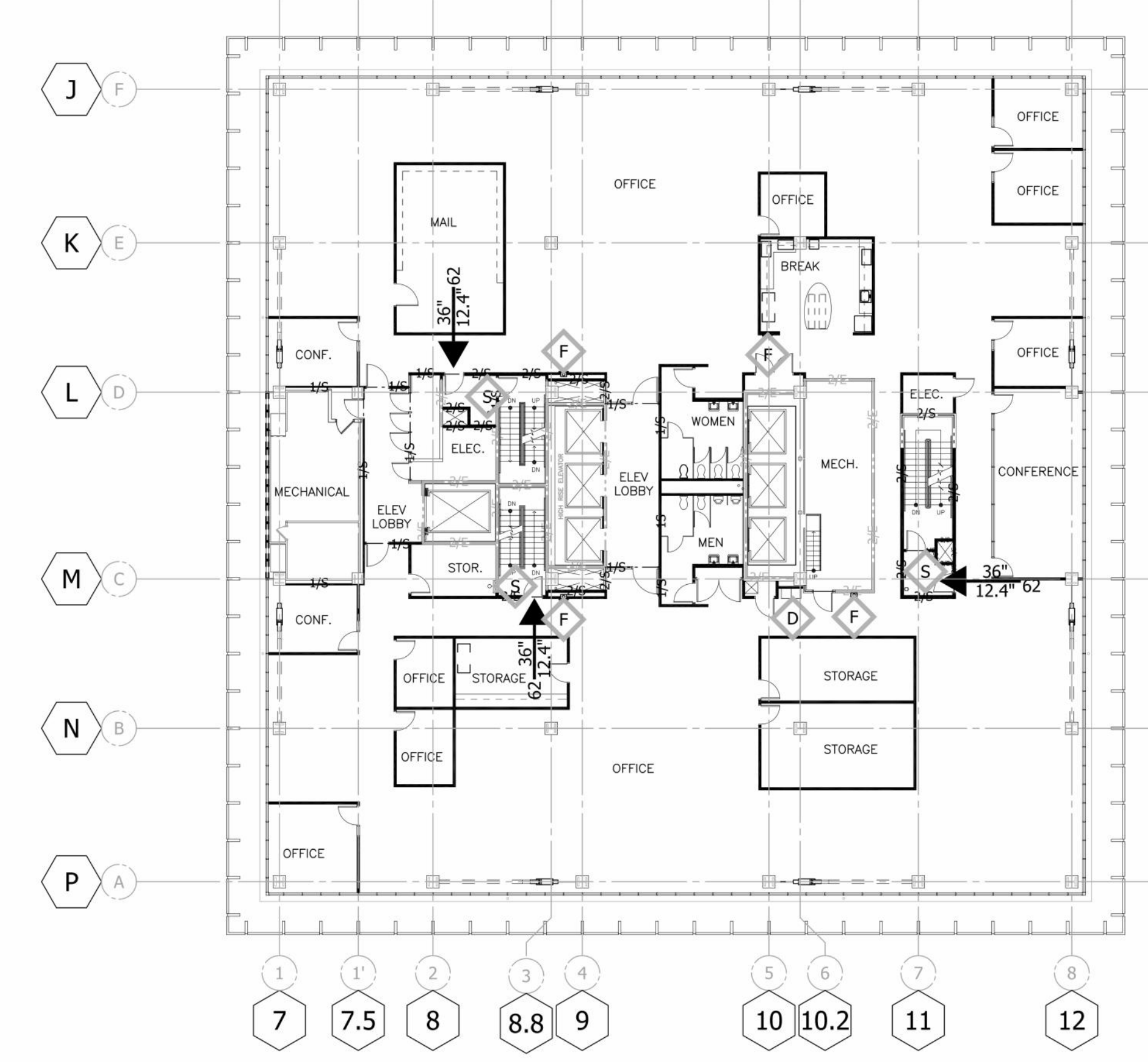
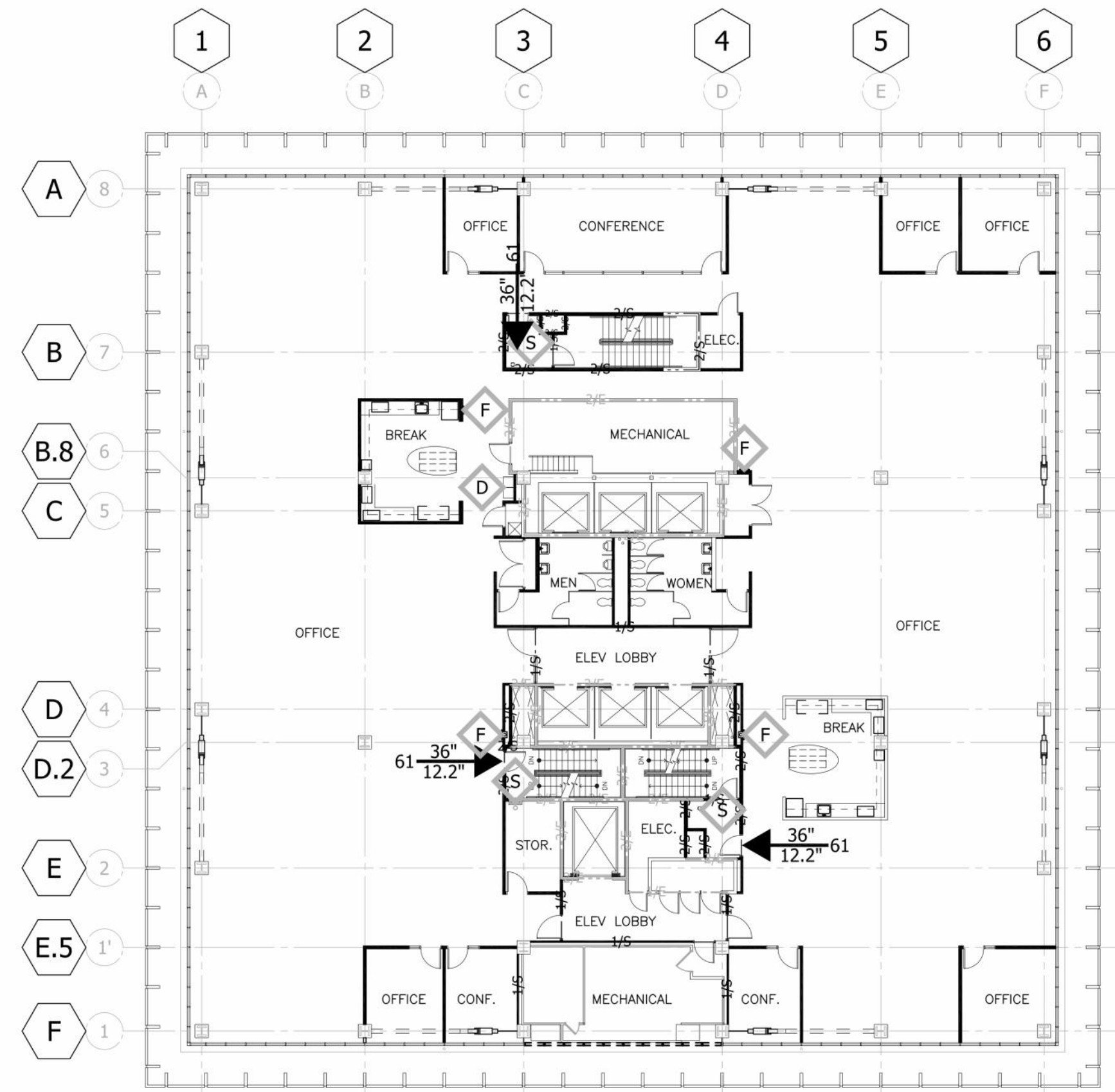
I 1.1	BUILDING CODE OCCUPANCY TYPE	
I FR	BUILDING CODE CONSTRUCTION TYPE	
89	ACTUAL EXIT OR NUMBER OF OCCUPANTS	
44"	STAIR WIDTH	
17.9"	REQUIRED WIDTH FOR # OF OCCUPANTS	
---	FIRE/SMOKE RESISTIVE PARTITION	
---	NEW CONSTRUCTION	
---	EXISTING CONSTRUCTION	
1	ONE HOUR RATED	
2	TWO HOUR RATED	
3	THREE HOUR RATED	
4	FOUR HOUR RATED	
E	EXISTING	
O	OCCUPANCY (UBC/SBC ONLY)	
F	FIRE EXTINGUISHER (MAXIMUM TRAVEL 75'-0")	
D	DRINKING FOUNTAIN	
S	SMOKE BARRIER/COMPARTMENT (22,500 SQ. FT. MAX)	
S	FIRE DEPARTMENT CONNECTION (DAMAGED, TYP. LOCATED IN STAIR ENCLOSURES)	
REQUIRED DAMPERS		
FIRE	SMOKE	COMBINATION
FIREWALL	SMOKE BARRIER	SHAFT
FIRE BARRIER		EXIT ENCLOSURES
FIRE PARTITION		STAIRS

BUILDING 9 - ELEVENTH FLOOR			
INTERIOR GROSS AREA	AREA (SQ FT)	OCCUPANCY LOAD FACTOR	OCCUPANT LOAD
OFFICE	13260	100	133
CONFERENCE	740	15	50
LOBBY/WAITING/AUDITORIUM		7	
DINING		15	
KITCHEN		200	
DAYCARE		35	
FITNESS/LOCKER ROOM		50	
MECHANICAL/STORAGE	700	300	3
ALL OTHERS		100	
CORRIDORS, TOILETS, SHAFTS, STAIRS, ELEVATOR	2503	0	
TOTAL	17203		186

EXIT WIDTH REQUIRED AT DOORS: 37.2" (0.2 X OCCUPANCY)
 EXIT WIDTH REQUIRED AT STAIRS: 55.8" TOTAL STAIR WIDTH AVAILABLE: 133" (0.3 X OCCUPANCY)

BUILDING 8 - ELEVENTH FLOOR			
INTERIOR GROSS AREA	AREA (SQ FT)	OCCUPANCY LOAD FACTOR	OCCUPANT LOAD
OFFICE	13316	100	134
CONFERENCE	684	15	46
LOBBY/WAITING/AUDITORIUM		7	
DINING		15	
KITCHEN		200	
DAYCARE		35	
FITNESS/LOCKER ROOM		50	
MECHANICAL/STORAGE	700	300	3
ALL OTHERS		100	
CORRIDORS, TOILETS, SHAFTS, STAIRS, ELEVATOR	2503	0	
TOTAL	17203		183

EXIT WIDTH REQUIRED AT DOORS: 36.6" (0.2 X OCCUPANCY)
 EXIT WIDTH REQUIRED AT STAIRS: 54.9" TOTAL STAIR WIDTH AVAILABLE: 133" (0.3 X OCCUPANCY)



AGENCY APPROVAL

OFFICE OF THE STATE FIRE MARSHAL
APPROVED FIRE AND PANIC ONLY



Approval of this plan does not authorize or approve any omission or deviation from applicable regulations. Final approval is subject to field inspection. One set of approved plans shall be available on the project site at all times.

IDENTIFICATION STAMP
DIV. OF THE STATE ARCHITECT
APP: 02-122924 INC.
REVIEWED FOR
SS FLS ACS
DATE: 10/21/2024

DEPARTMENT OF GENERAL SERVICES - FACILITIES MANAGEMENT DIVISION
OFFICE BUILDING 8 & 9 (039 & 045) - FIRE LIFE SAFETY UPGRADE

744 P STREET,
SACRAMENTO, CA 95814
CONSTRUCTION DOCUMENTS

SEAL



DATE SIGNED: 6/30/24

SCALE

AS INDICATED

REVISIONS

NO.	DESCRIPTION	DATE

DRAWN BY _____ Author
APPROVED BY _____ Approver
CHECKED BY _____ Checker
DATE _____ Issue Date

TITLE

EXISTING LIFESAFETY

PROJECT NO. 50137303

R-1-12

SHEET NO. ISSUE DATE: OCTOBER 25, 2024

CALIFORNIA STATE OFFICE
BUILDINGS 8 & 9
RENOVATIONS

STATE OF CALIFORNIA



DEPT. OF GENERAL SERVICES
REAL ESTATE SERVICES DIVISION
PROJECT MGMT. BRANCH
707 3RD STREET, SUITE 3-305
WEST SACRAMENTO, CALIFORNIA 95605
PROJECT DIRECTOR: LAURIE STEFFEN
916-376-1656 Voice
916-376-1654 Fax
laurie.steffen@dgs.ca.gov
PMB Work Order #111678

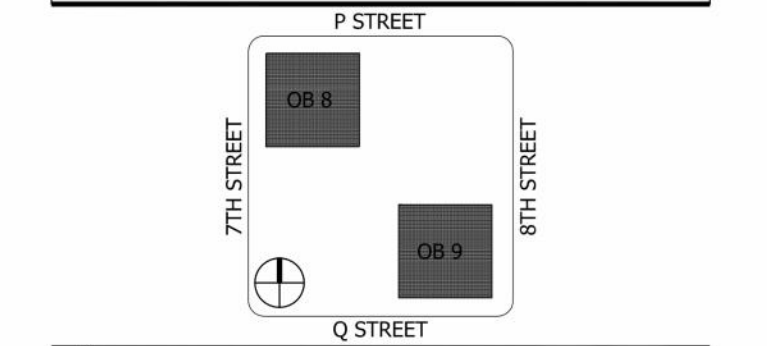


CALIFORNIA
DEPARTMENT OF
SOCIAL SERVICES

CALIFORNIA STATE FIRE MARSHAL
Approval of this plan does not authorize or approve any omissions or deviation from applicable regulations. Final approval is subject to field inspection. One set of approved plans shall be available on the project site at all times.

Reviewed by _____ Date _____
STATE FIRE MARSHAL
OB#8 01-34-11-0081-000-330-1
OB#9 01-34-11-0082-000-330-1

IDENTIFICATION STAMP
DIV. OF THE STATE ARCHITECT
02-107237
AC _____
DATE _____



REVISION HISTORY - THIS SHEET

NO.	DESCRIPTION	DATE

hg
Architecture | Engineering | Planning
Hammel, Green and Abrahamson, Inc.
1410 Rocky Ridge Drive - Suite 330
Roseville, California 95661
Telephone 916.787.5180 Facsimile 916.784.7738



BUILDINGS 8 & 9
LIFE SAFETY PLAN
TWELFTH FLOOR

COMM. NO. 2444-001-01
SCALE 1/16" = 1'-0"
DATE MAY 23, 2011
DRAWN SEP

RECORD DRAWINGS
A032

© COPYRIGHT HAMMEL, GREEN AND ABRAHAMSON, INC.

LIFE SAFETY PLAN GENERAL NOTES

I 1.1 BUILDING CODE OCCUPANCY TYPE
I FR BUILDING CODE CONSTRUCTION TYPE
89'-17.9" ACTUAL EXIT OR NUMBER OF OCCUPANTS REQUIRED WIDTH FOR OF OCCUPANTS

LIFE SAFETY PLAN SYMBOL DESIGNATIONS

---	FIRE/SMOKE RESISTIVE PARTITION
---	NEW CONSTRUCTION
---	EXISTING CONSTRUCTION

REQUIRED ASSEMBLY RATING

RATING	MINIMUM OPENING PROTECTION ASSEMBLY
1	ONE HOUR RATED 1 HOUR
2	TWO HOUR RATED 1 1/2 HOUR
3	THREE HOUR RATED 3 HOUR
4	FOUR HOUR RATED 3 HOUR

TYPE OF ASSEMBLY

E	EXISTING OCCUPANCY (UBC/SBC ONLY)	S	SMOKE BARRIER/COMPARTMENT (22,500 SQ FT MAX)
F	FIRE EXTINGUISHER (MAXIMUM TRAVEL 75'-0")	S	FIRE DEPARTMENT CONNECTION (SIZES), TYP LOCATED IN STAIR ENCLOSURES
D	DRINKING FOUNTAIN		

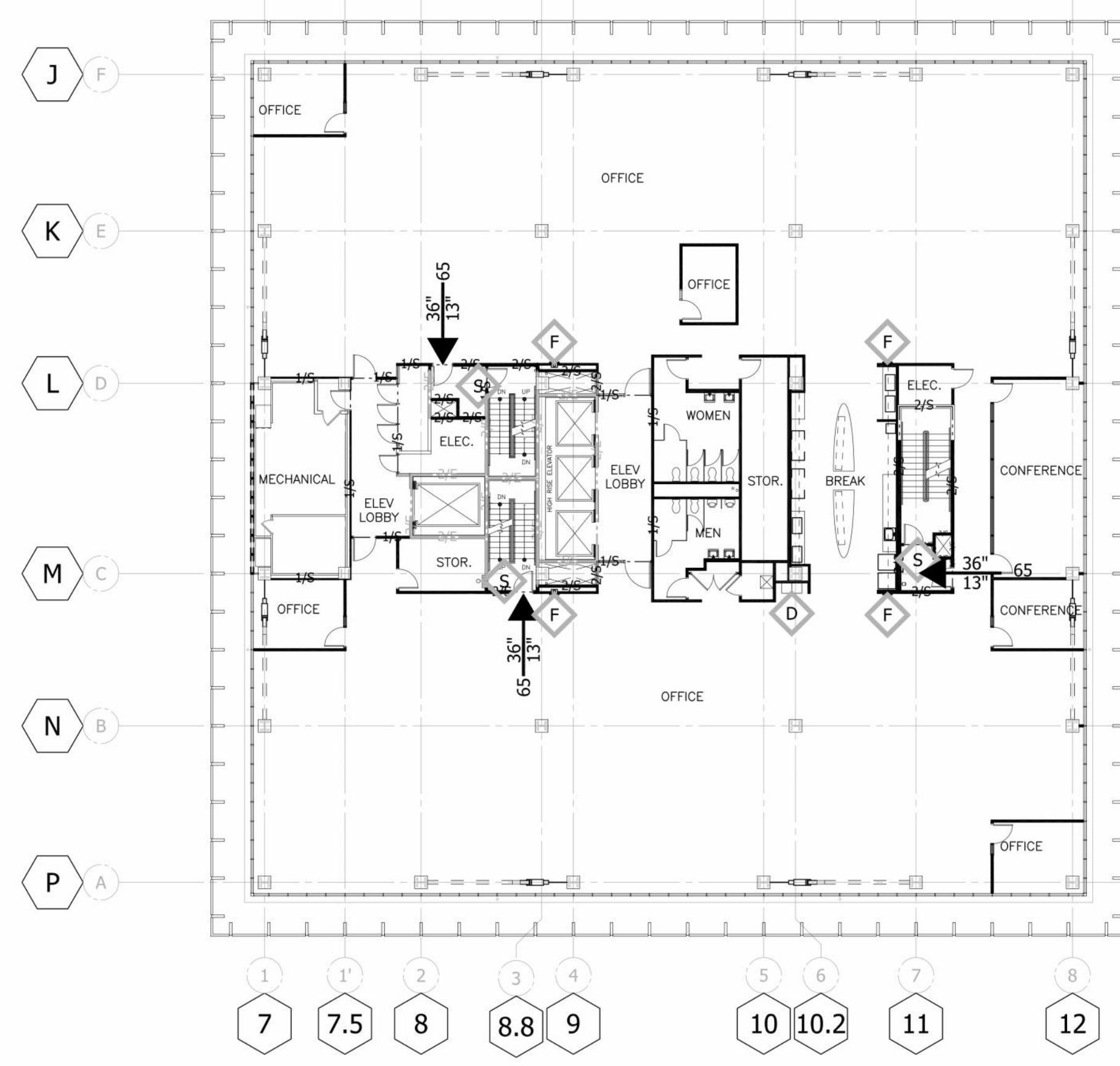
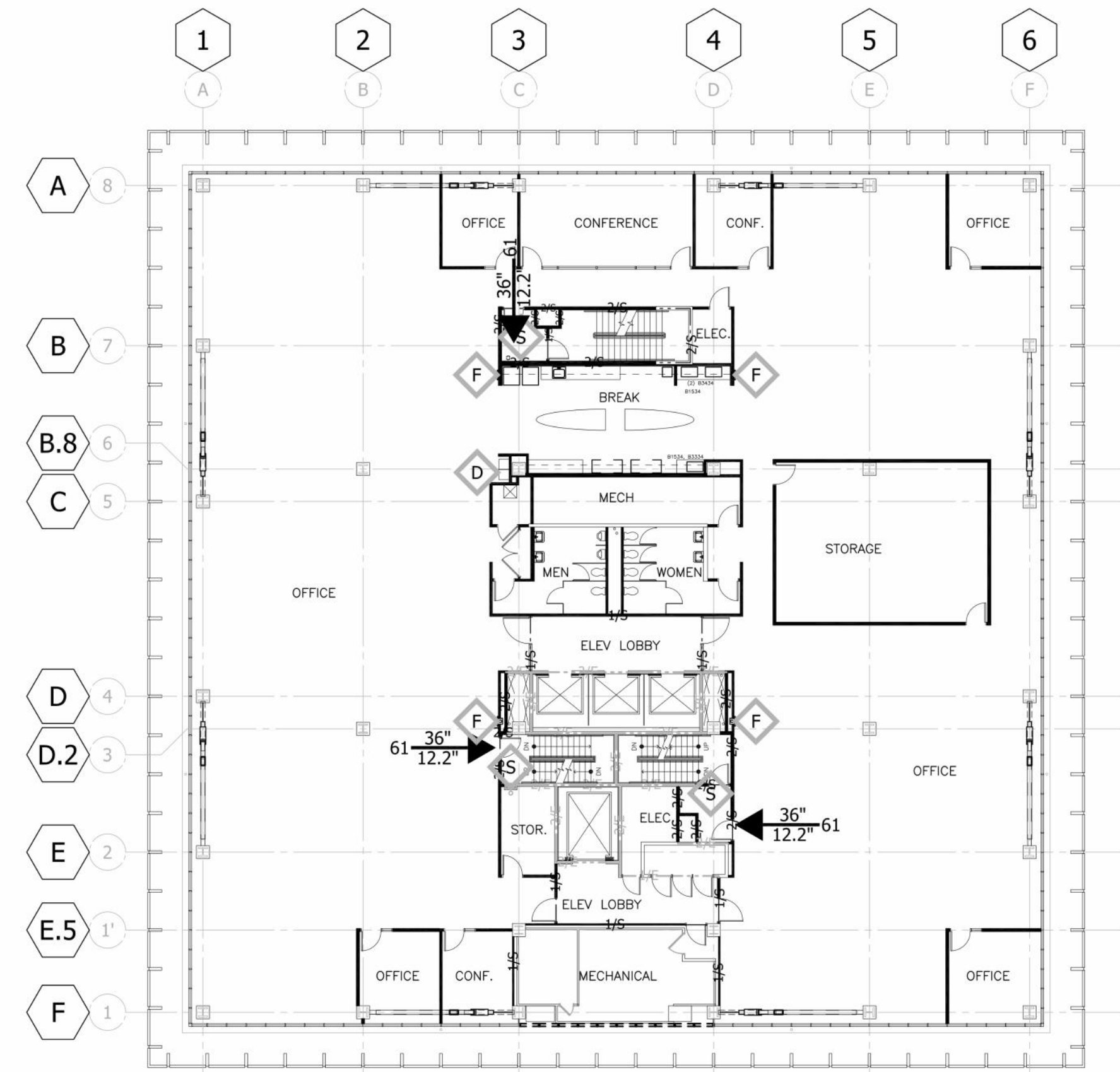
REQUIRED DAMPERS

FIRE	SMOKE	COMBINATION
FIREWALL	SMOKE BARRIER	SHAFT
FIRE BARRIER		EXIT ENCLOSURES
FIRE PARTITION		STAIRS

BUILDING 8 - TWELFTH FLOOR

INTERIOR GROSS AREA	17203		
USE	AREA (SQ FT)	OCCUPANCY LOAD FACTOR	OCCUPANT LOAD
OFFICE	13200	100	132
CONFERENCE	700	15	47
LOBBY/WAITING/AUDITORIUM	7		
DINING	15		
KITCHEN	200		
DAYCARE	35		
FITNESS/LOCKER ROOM	50		
MECHANICAL/STORAGE	965	300	4
ALL OTHERS	100		
CORRIDORS, TOILETS, SHAFTS, STAIRS, ELEVATOR	2338	0	
TOTAL	17203		143

EXIT WIDTH REQUIRED AT DOORS: 28.6" (0.2 X OCCUPANCY)
EXIT WIDTH REQUIRED AT STAIRS: 42.9" TOTAL STAIR WIDTH AVAILABLE: 133" (0.3 X OCCUPANCY)



BUILDING 9 - TWELFTH FLOOR

INTERIOR GROSS AREA	17203		
USE	AREA (SQ FT)	OCCUPANCY LOAD FACTOR	OCCUPANT LOAD
OFFICE	13010	100	131
CONFERENCE	890	15	60
LOBBY/WAITING/AUDITORIUM	7		
DINING	15		
KITCHEN	200		
DAYCARE	35		
FITNESS/LOCKER ROOM	50		
MECHANICAL/STORAGE	965	300	4
ALL OTHERS	100		
CORRIDORS, TOILETS, SHAFTS, STAIRS, ELEVATOR	2338	0	
TOTAL	17203		195

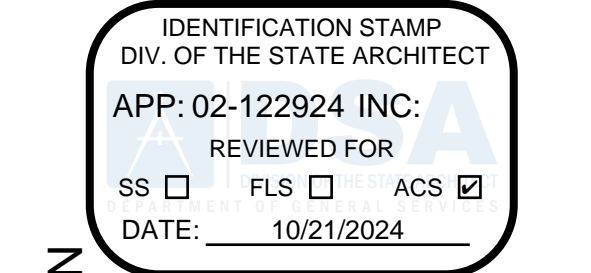
EXIT WIDTH REQUIRED AT DOORS: 39" (0.2 X OCCUPANCY)
EXIT WIDTH REQUIRED AT STAIRS: 58.5" TOTAL STAIR WIDTH AVAILABLE: 133" (0.3 X OCCUPANCY)

4/25/2024 2:43:32 PM
PLOT OK

1 LS A032
Scale: 1/16" = 1'-0"

4/25/2024 2:43:32 PM

AGENCY APPROVAL



DEPARTMENT OF GENERAL SERVICES - FACILITIES MANAGEMENT DIVISION
 OFFICE BUILDING 8 & 9 (039 & 045) - FIRE LIFE SAFETY UPGRADE
 744 P STREET, SACRAMENTO, CA 95814
 CONSTRUCTION DOCUMENTS

SEAL



DATE SIGNED: 6/30/24

SCALE

AS INDICATED

REVISIONS

NO.	DESCRIPTION	DATE

DRAWN BY _____ Author
 APPROVED BY _____ Approver
 CHECKED BY _____ Checker
 DATE _____ Issue Date

TITLE

EXISTING LIFESAFETY

PROJECT NO. 50137303

R-1-13

SHEET NO. ISSUE DATE: OCTOBER 25, 2024

**CALIFORNIA STATE OFFICE
 BUILDINGS 8 & 9
 RENOVATIONS**

STATE OF CALIFORNIA



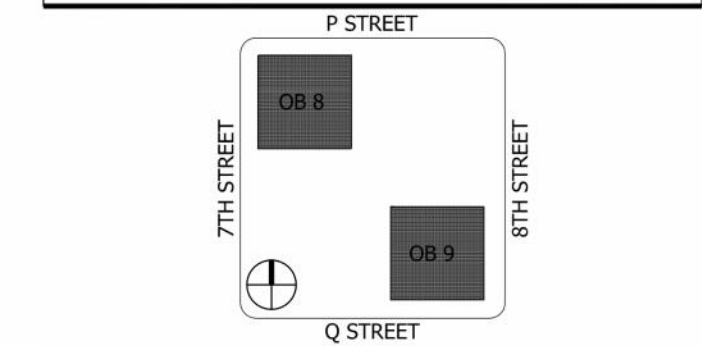
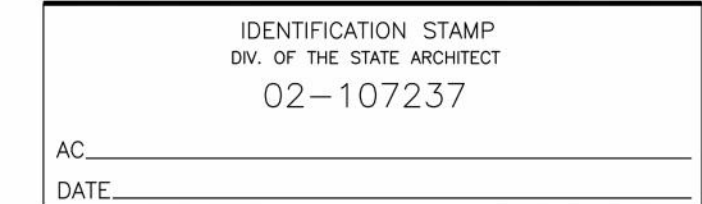
DEPT. OF GENERAL SERVICES
 REAL ESTATE SERVICES DIVISION
PROJECT MGMT. BRANCH
 707 3RD STREET, SUITE 3-305
 WEST SACRAMENTO, CALIFORNIA 95605
 PROJECT DIRECTOR: LAURIE STEFFEN
 916-376-1656 Voice
 916-376-1654 Fax
 laurie.steffen@dgs.ca.gov
 FMB Work Order #111678



CALIFORNIA STATE FIRE MARSHAL


Approval of this plan does not authorize or approve any omissions or deviation from applicable regulations. Final approval is subject to field inspection. One set of approved plans shall be available on the project site at all times.

Reviewed by _____ Date _____
 STATE FIRE MARSHAL
 OBR# 01-34-11-0081-000-330-1
 OBR# 01-34-11-0082-000-330-1



REVISION HISTORY - THIS SHEET

HGA
 Architecture | Engineering | Planning
 Hammel, Green and Abrahamson, Inc.
 1410 Rocky Ridge Drive, Suite 250
 Roseville, California USA 95661
 Telephone 916.787.3100 Facsimile 916.784.7738



**BUILDINGS 8 & 9
 LIFE SAFETY PLAN
 THIRTEENTH FLOOR**

COMM. NO. 2444-001-01
 SCALE 1/16" = 1'-0"
 DATE MAY 23, 2011
 DRAWN SEP

RECORD DRAWINGS

A033

© COPYRIGHT HAMMEL, GREEN AND ABRAHAMSON, INC.

LIFE SAFETY PLAN GENERAL NOTES

LIFE SAFETY PLAN SYMBOL DESIGNATIONS

I 1.1	BUILDING CODE OCCUPANCY TYPE
I FR	BUILDING CODE CONSTRUCTION TYPE
89	NUMBER OF OCCUPANTS
44"	ACTUAL EXIT OR STAIR WIDTH
17.9'	REQUIRED WIDTH FOR # OF OCCUPANTS
---	FIRE/SMOKE RESISTIVE PARTITION
---	NEW CONSTRUCTION
---	EXISTING CONSTRUCTION
1	REQUIRED ASSEMBLY RATING
2	REQUIRED ASSEMBLY RATING
3	REQUIRED ASSEMBLY RATING
4	REQUIRED ASSEMBLY RATING
E	EXISTING OCCUPANCY (UBC/SBC ONLY)
O	EXISTING OCCUPANCY (UBC/SBC ONLY)
F	FIRE EXTINGUISHER (MAXIMUM TRAVEL 75'-0")
D	DRINKING FOUNTAIN
S	SMOKE BARRIER/COMPARTMENT (22,500 SQ. FT. MAX.)
S	FIRE DEPARTMENT CONNECTION (SAMESE), TYP. LOCATED IN STAIR ENCLOSURES
REQUIRED DAMPERS	
FIRE	SMOKE COMBINATION
FIREWALL	SMOKE BARRIER SHAFT
FIRE BARRIER	EXIT ENCLOSURES
FIRE PARTITION	STAIRS

BUILDING 9 - THIRTEENTH FLOOR

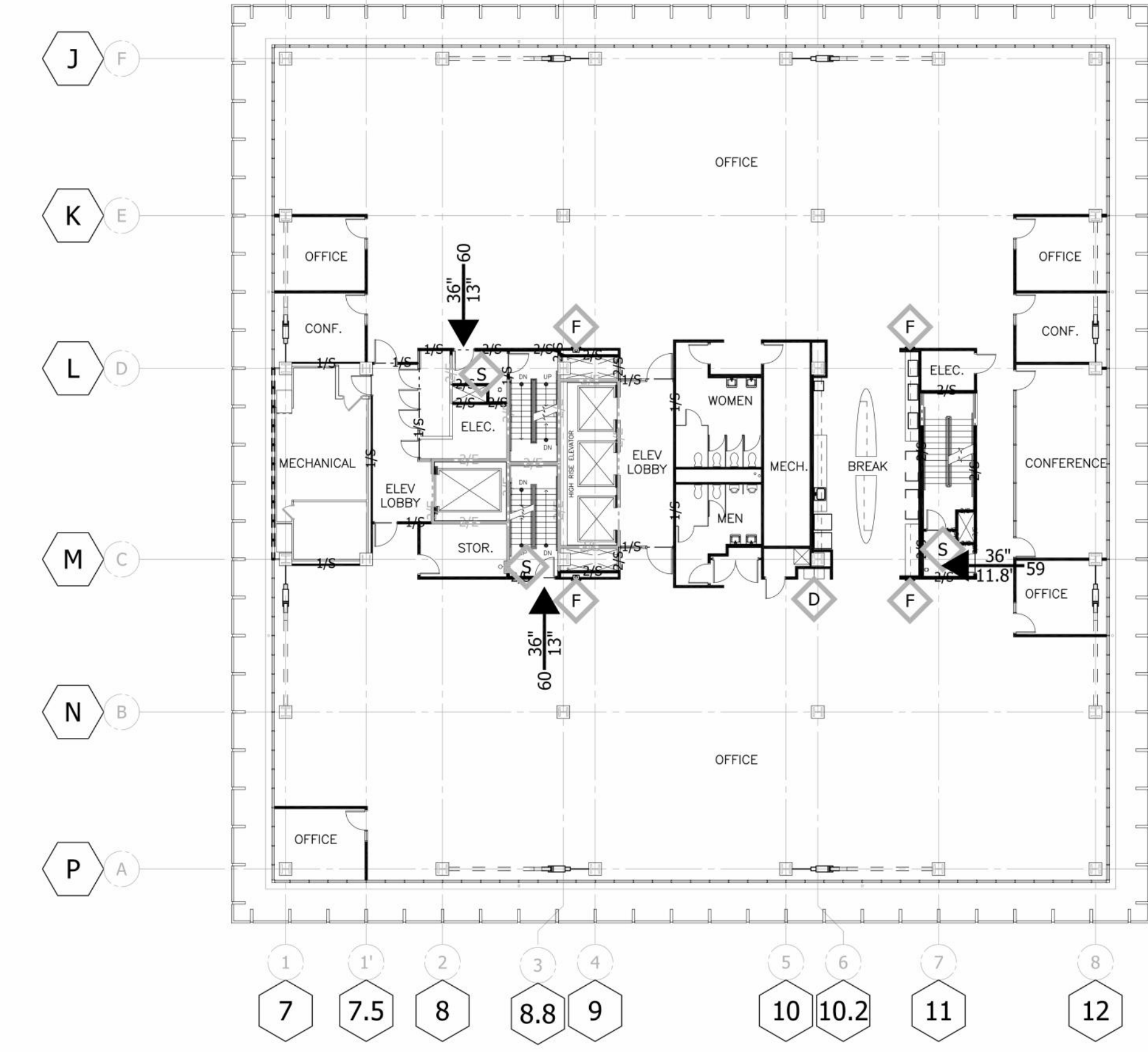
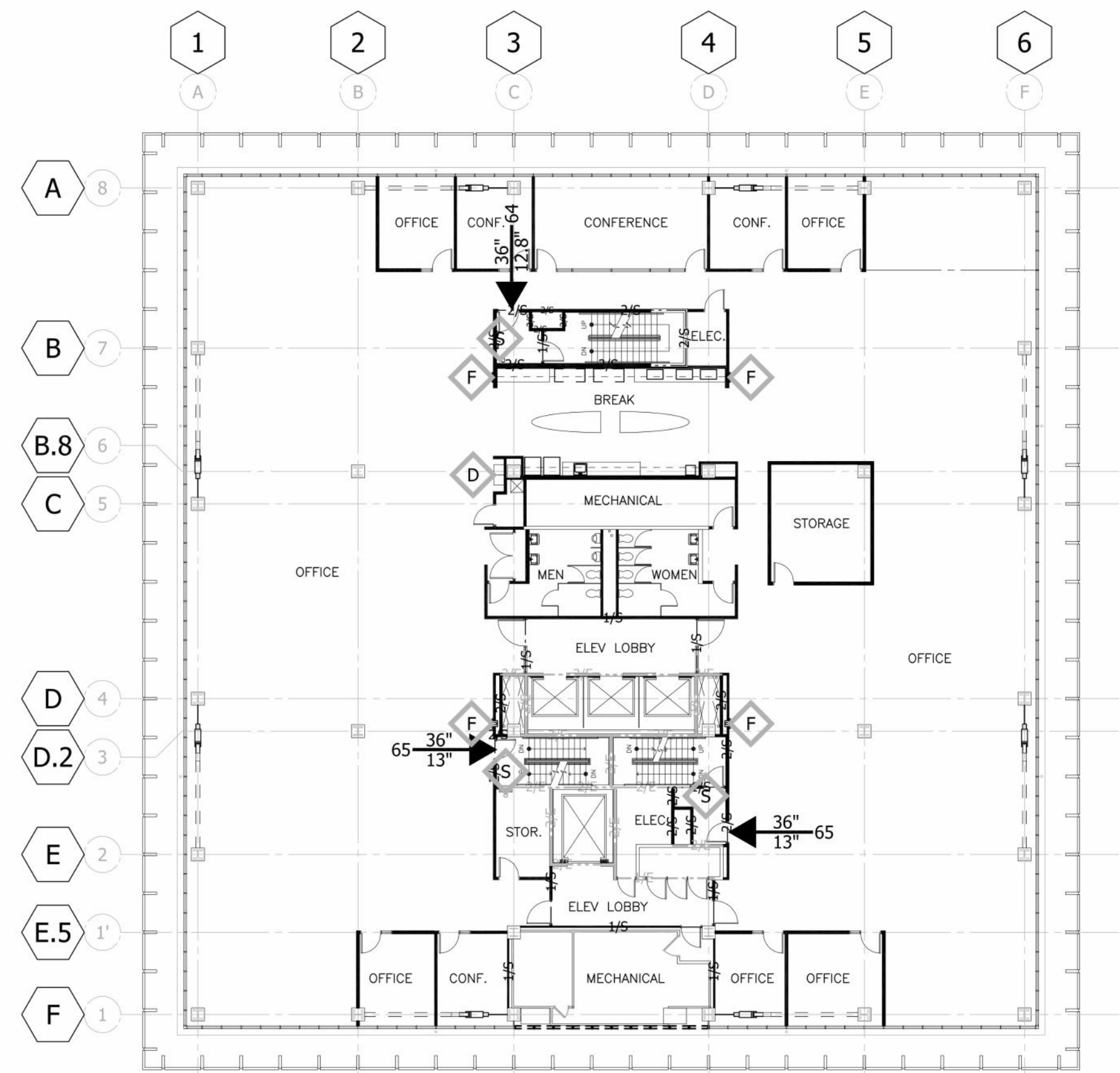
USE	AREA (SQ. FT.)	OCCUPANCY LOAD FACTOR	OCCUPANT LOAD
OFFICE	13410	100	135
CONFERENCE	590	15	40
LOBBY/WAITING/AUDITORIUM	7		
DINING	15		
KITCHEN	200		
DAYCARE	35		
FITNESS/LOCKER ROOM	50		
MECHANICAL/STORAGE	965	300	4
ALL OTHERS	100		
CORRIDORS, TOILETS, SHAFTS, STAIRS, ELEVATOR	2238	0	
TOTAL	17203		179

EXIT WIDTH REQUIRED AT DOORS: 35.8" (0.2 X OCCUPANCY)
 EXIT WIDTH REQUIRED AT STAIRS: 53.7" TOTAL STAIR WIDTH AVAILABLE: 133" (0.3 X OCCUPANCY)

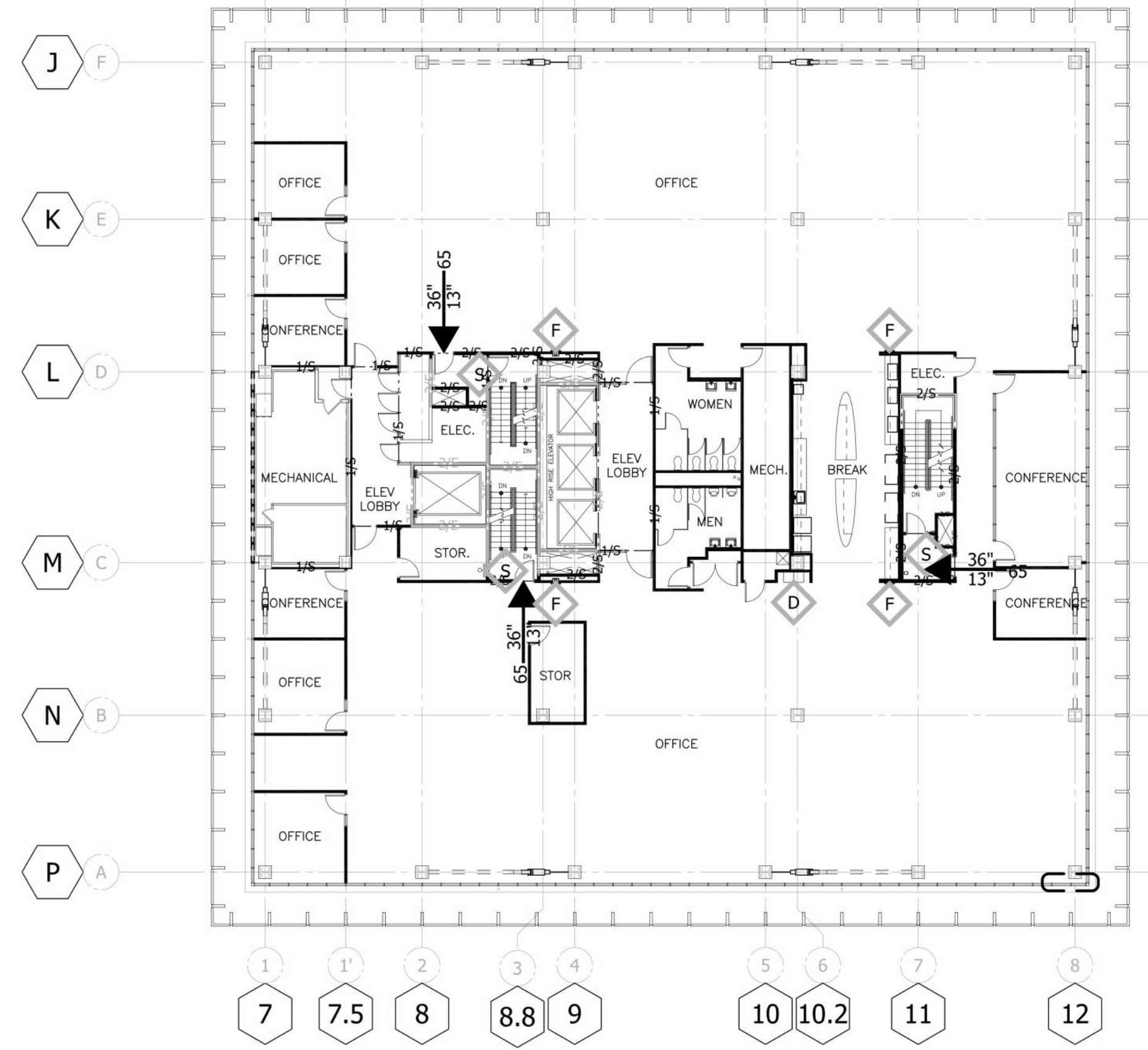
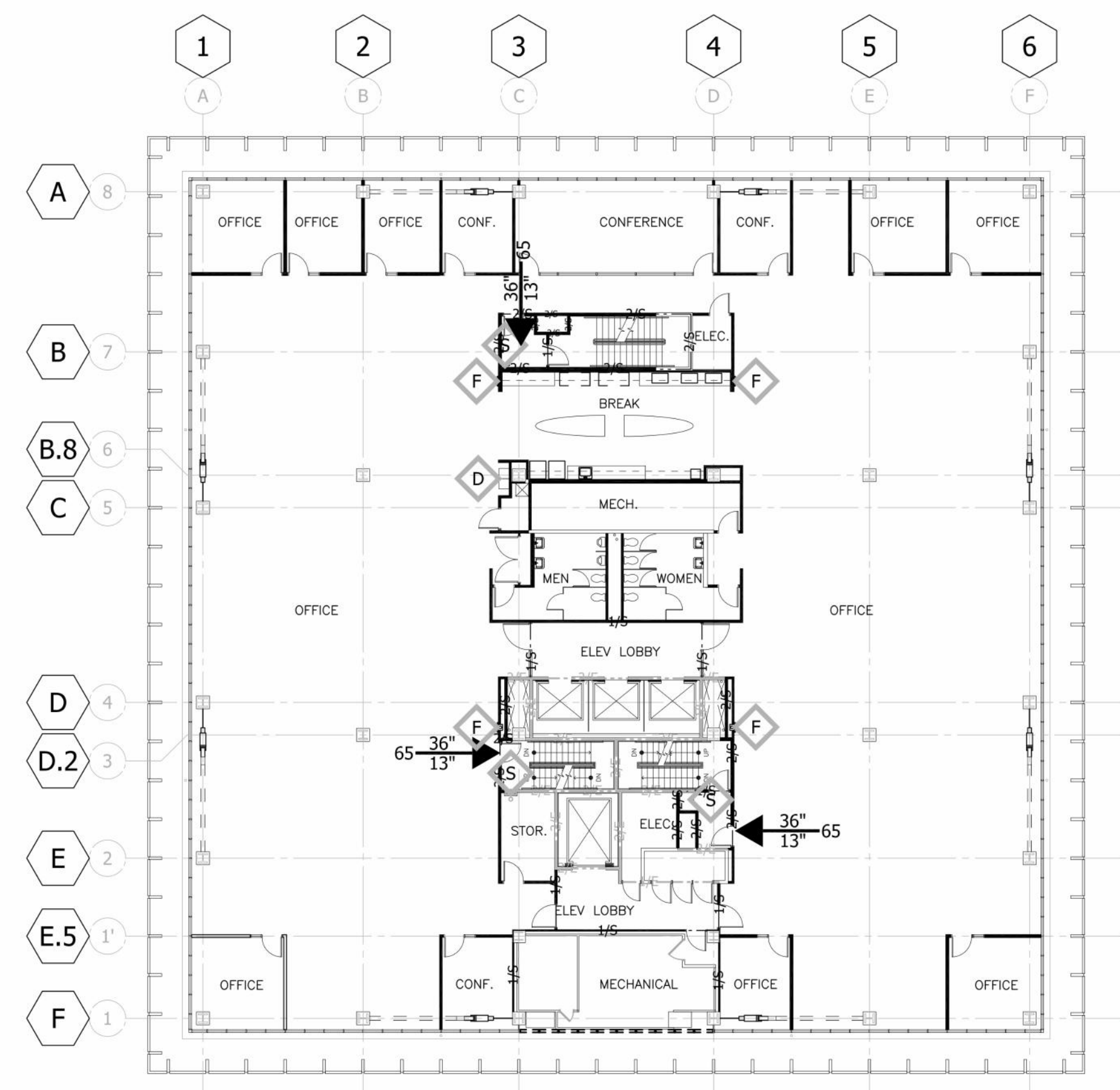
BUILDING 8 - THIRTEENTH FLOOR

USE	AREA (SQ. FT.)	OCCUPANCY LOAD FACTOR	OCCUPANT LOAD
OFFICE	13130	100	132
CONFERENCE	870	15	58
LOBBY/WAITING/AUDITORIUM	7		
DINING	15		
KITCHEN	200		
DAYCARE	35		
FITNESS/LOCKER ROOM	50		
MECHANICAL/STORAGE	965	300	4
ALL OTHERS	100		
CORRIDORS, TOILETS, SHAFTS, STAIRS, ELEVATOR	2238	0	
TOTAL	17203		194

EXIT WIDTH REQUIRED AT DOORS: 38.8" (0.2 X OCCUPANCY)
 EXIT WIDTH REQUIRED AT STAIRS: 58.2" TOTAL STAIR WIDTH AVAILABLE: 133" (0.3 X OCCUPANCY)



BUILDING 8 - FOURTEENTH FLOOR			
INTERIOR GROSS AREA	17203		
USE	AREA (SQ FT)	OCCUPANCY LOAD FACTOR	OCCUPANT LOAD
OFFICE	13010	100	131
CONFERENCE	890	15	60
LOBBY/WAITING/AUDITORIUM		7	
DINING		15	
KITCHEN		200	
DAYCARE		35	
FITNESS/LOCKER ROOM		50	
MECHANICAL/STORAGE	965	300	4
ALL OTHERS		100	
CORRIDORS, TOILETS, SHAFTS, STAIRS, ELEVATOR	2238	0	
TOTAL	17203		195
EXIT WIDTH REQUIRED AT DOORS: 39" (0.2 X OCCUPANCY)			
EXIT WIDTH REQUIRED AT STAIRS: 58.5" TOTAL STAIR WIDTH AVAILABLE: 133" (0.3 X OCCUPANCY)			



BUILDING 9 - FOURTEENTH FLOOR			
INTERIOR GROSS AREA	17203		
USE	AREA (SQ FT)	OCCUPANCY LOAD FACTOR	OCCUPANT LOAD
OFFICE	13010	100	131
CONFERENCE	890	15	60
LOBBY/WAITING/AUDITORIUM		7	
DINING		15	
KITCHEN		200	
DAYCARE		35	
FITNESS/LOCKER ROOM		50	
MECHANICAL/STORAGE	965	300	4
ALL OTHERS		100	
CORRIDORS, TOILETS, SHAFTS, STAIRS, ELEVATOR	2238	0	
TOTAL	17203		195
EXIT WIDTH REQUIRED AT DOORS: 39" (0.2 X OCCUPANCY)			
EXIT WIDTH REQUIRED AT STAIRS: 58.5" TOTAL STAIR WIDTH AVAILABLE: 133" (0.3 X OCCUPANCY)			

LIFE SAFETY PLAN GENERAL NOTES

LIFE SAFETY PLAN SYMBOL DESIGNATIONS

I 1.1	BUILDING CODE OCCUPANCY TYPE
I FR	BUILDING CODE CONSTRUCTION TYPE
89-44 17.9'	ACTUAL EXIT OR STAIR WIDTH NUMBER OF OCCUPANTS REQUIRED WIDTH FOR # OF OCCUPANTS
---	FIRE/SMOKE RESISTIVE PARTITION
---	NEW CONSTRUCTION
---	EXISTING CONSTRUCTION

REQUIRED ASSEMBLY RATING	MINIMUM OPENING PROTECTION ASSEMBLY
1 ONE HOUR RATED	1 HOUR
2 TWO HOUR RATED	1 1/2 HOUR
3 THREE HOUR RATED	3 HOUR
4 FOUR HOUR RATED	3 HOUR

TYPE OF ASSEMBLY	
E EXISTING OCCUPANCY (UBC/SBC ONLY)	S 15000' BARRIER/COMPARTMENT (22,500 SQ. FT. MAX)
F FIRE EXTINGUISHER (MAXIMUM TRAVEL 75'-0")	S FIRE DEPARTMENT CONNECTION (SIAMSE), TYP LOCATED IN STAIR ENCLOSURES
D DRINKING FOUNTAIN	

REQUIRED DAMPERS		
FIRE	SMOKE	COMBINATION
FIREWALL	SMOKE BARRIER	SHAFT
FIRE BARRIER		EXIT ENCLOSURES
FIRE PARTITION		STAIRS

CALIFORNIA STATE OFFICE
BUILDINGS 8 & 9
RENOVATIONS



DEPT. OF GENERAL SERVICES
REAL ESTATE SERVICES DIVISION
PROJECT MGMT. BRANCH
707 3RD STREET, SUITE 3-305
WEST SACRAMENTO, CALIFORNIA 95605

PROJECT DIRECTOR: LAURIE STEFFEN
916-376-1656 Voice
916-376-1654 Fax
laurie.steffen@dgs.ca.gov
PMB Work Order #111678



CALIFORNIA STATE FIRE MARSHAL

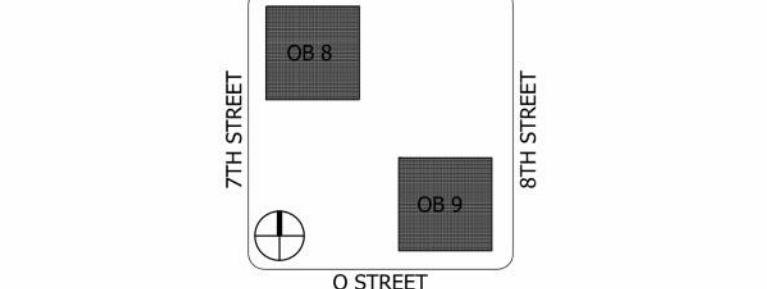
Approval of this plan does not authorize or approve any omissions or deviation from applicable regulations. Final approval is subject to field inspection. One set of approved plans shall be available on the project site at all times.

Reviewed by _____ Date _____
STATE FIRE MARSHAL

OB#8 01-34-11-0081-000-330-1
OB#9 01-34-11-0082-000-330-1

IDENTIFICATION STAMP
DIV. OF THE STATE ARCHITECT
02-107237

AC: _____
DATE: _____



REVISION HISTORY - THIS SHEET

hg
Architecture | Engineering | Planning
Hammel, Green and Abrahamson, Inc.
1410 Rock Ridge Drive - Suite 250
Roseville, California USA 95661
Telephone 916.787.5100 Facsimile 916.784.7738



**BUILDINGS 8 & 9
LIFE SAFETY PLAN
FOURTEENTH FLOOR**

COMM. NO. 2444-001-01
SCALE 1/16" = 1'-0"
DATE MAY 23, 2011
DRAWN SEP

**RECORD DRAWINGS
A034**

© COPYRIGHT HAMMEL, GREEN AND ABRAHAMSON, INC.



IDENTIFICATION STAMP
DIV. OF THE STATE ARCHITECT
APP: 02-122924 INC.
REVIEWED FOR _____
SS FLS ACS
DATE: 10/21/2024

DEPARTMENT OF GENERAL SERVICES - FACILITIES MANAGEMENT DIVISION
OFFICE BUILDING 8 & 9 (039 & 045) - FIRE LIFE SAFETY UPGRADE
744 P STREET,
SACRAMENTO, CA 95814
CONSTRUCTION DOCUMENTS



SCALE AS INDICATED

REVISIONS

NO.	DESCRIPTION	DATE

DRAWN BY _____ Author
APPROVED BY _____ Approver
CHECKED BY _____ Checker
DATE _____ Issue Date

TITLE
EXISTING LIFESAFETY

PROJECT NO. 50137303

AGENCY APPROVAL

OFFICE OF THE STATE FIRE MARSHAL
APPROVED FIRE AND PANIC ONLY




Approval of this plan does not authorize or approve any omission or deviation from applicable regulations. Final approval is subject to field inspection. One set of approved plans shall be available on the project site at all times.

IDENTIFICATION STAMP
DIV. OF THE STATE ARCHITECT
APP: 02-122924 INC.
REVIEWED FOR
DATE: 10/21/2024

DEPARTMENT OF GENERAL SERVICES - FACILITIES MANAGEMENT DIVISION
OFFICE BUILDING 8 & 9 (039 & 045) - FIRE LIFE SAFETY UPGRADE

744 P STREET,
SACRAMENTO, CA 95814
CONSTRUCTION DOCUMENTS

SEAL



DATE SIGNED: 6/30/24

SCALE

AS INDICATED

REVISIONS

NO.	DESCRIPTION	DATE

DRAWN BY _____ Author
APPROVED BY _____ Approver
CHECKED BY _____ Checker
DATE _____ Issue Date

TITLE

EXISTING LIFESAFETY

PROJECT NO. 50137303

R-1-15

SHEET NO. ISSUE DATE: OCTOBER 25, 2024

CALIFORNIA STATE OFFICE
BUILDINGS 8 & 9
RENOVATIONS

STATE OF CALIFORNIA



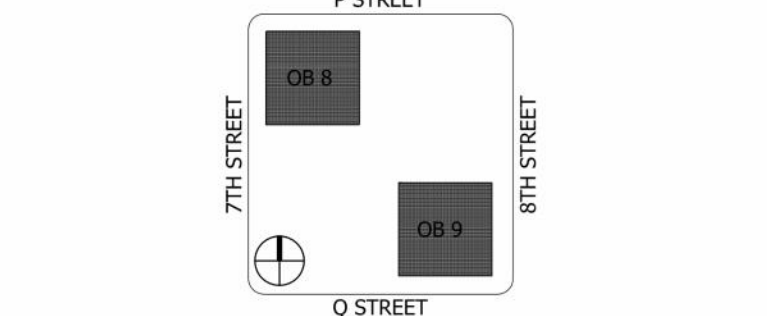
DEPT. OF GENERAL SERVICES
REAL ESTATE SERVICES DIVISION
PROJECT MGMT. BRANCH
707 3RD STREET, SUITE 3-305
WEST SACRAMENTO, CALIFORNIA 95605
PROJECT DIRECTOR: LAURIE STEFFEN
916-376-1656 Voice
916-376-1654 Fax
laurie.steffen@dgs.ca.gov
PMB Work Order #111678



CALIFORNIA STATE FIRE MARSHAL
Approval of this plan does not authorize or approve any omissions or deviation from applicable regulations. Final approval is subject to field inspection. One set of approved plans shall be available on the project site at all times.

Reviewed by _____ Date _____
STATE FIRE MARSHAL
OB#8 01-34-11-0081-000-330-1
OB#9 01-34-11-0082-000-330-1

IDENTIFICATION STAMP
DIV. OF THE STATE ARCHITECT
02-107237
AC _____
DATE _____



REVISION HISTORY - THIS SHEET

HGA
Architecture | Engineering | Planning
Hammel, Green and Abrahamson, Inc.
1410 Rocky Ridge Drive - Suite 200
Roseville, California USA 95661
Telephone 916.787.5100 Facsimile 916.784.7738



BUILDINGS 8 & 9
LIFE SAFETY PLAN
FIFTEENTH FLOOR

COMM. NO. 2444-001-01
SCALE 1/16" = 1'-0"
DATE MAY 23, 2011
DRAWN SEP

RECORD DRAWINGS
A035
© COPYRIGHT HAMMEL, GREEN AND ABRAHAMSON, INC.

LIFE SAFETY PLAN GENERAL NOTES

1.1.1 BUILDING CODE OCCUPANCY TYPE
IFR BUILDING CODE CONSTRUCTION TYPE

89'-44" ACTUAL EXIT OR NUMBER OF STAR WIDTH
17.9' OCCUPANTS REQUIRED WIDTH FOR # OF OCCUPANTS

--- FIRE/SMOKE RESISTIVE PARTITION
--- NEW CONSTRUCTION
--- EXISTING CONSTRUCTION

REQUIRED ASSEMBLY RATING MINIMUM OPENING PROTECTION ASSEMBLY

1	ONE HOUR RATED	1 HOUR
2	TWO HOUR RATED	1 1/2 HOUR
3	THREE HOUR RATED	3 HOUR
4	FOUR HOUR RATED	3 HOUR

TYPE OF ASSEMBLY

E	EXISTING OCCUPANCY (LBO/200C ONLY)	S	SMOKE BARRIER/COMPARTMENT (22,500 SQ. FT. MAX)
F	FIRE EXTINGUISHER (MAXIMUM TRAVEL 75'-0")	S	FIRE DEPARTMENT CONNECTION (GAS/ES), TYP. LOCATED IN STAIR ENCLOSURES
D	DRINKING FOUNTAIN		

REQUIRED DAMPERS

FIRE	SMOKE	COMBINATION
FIREWALL	SMOKE BARRIER	SHAFT
FIRE BARRIER		EXIT ENCLOSURES
FIRE PARTITION		STAIRS

BUILDING 9 - FIFTEENTH FLOOR

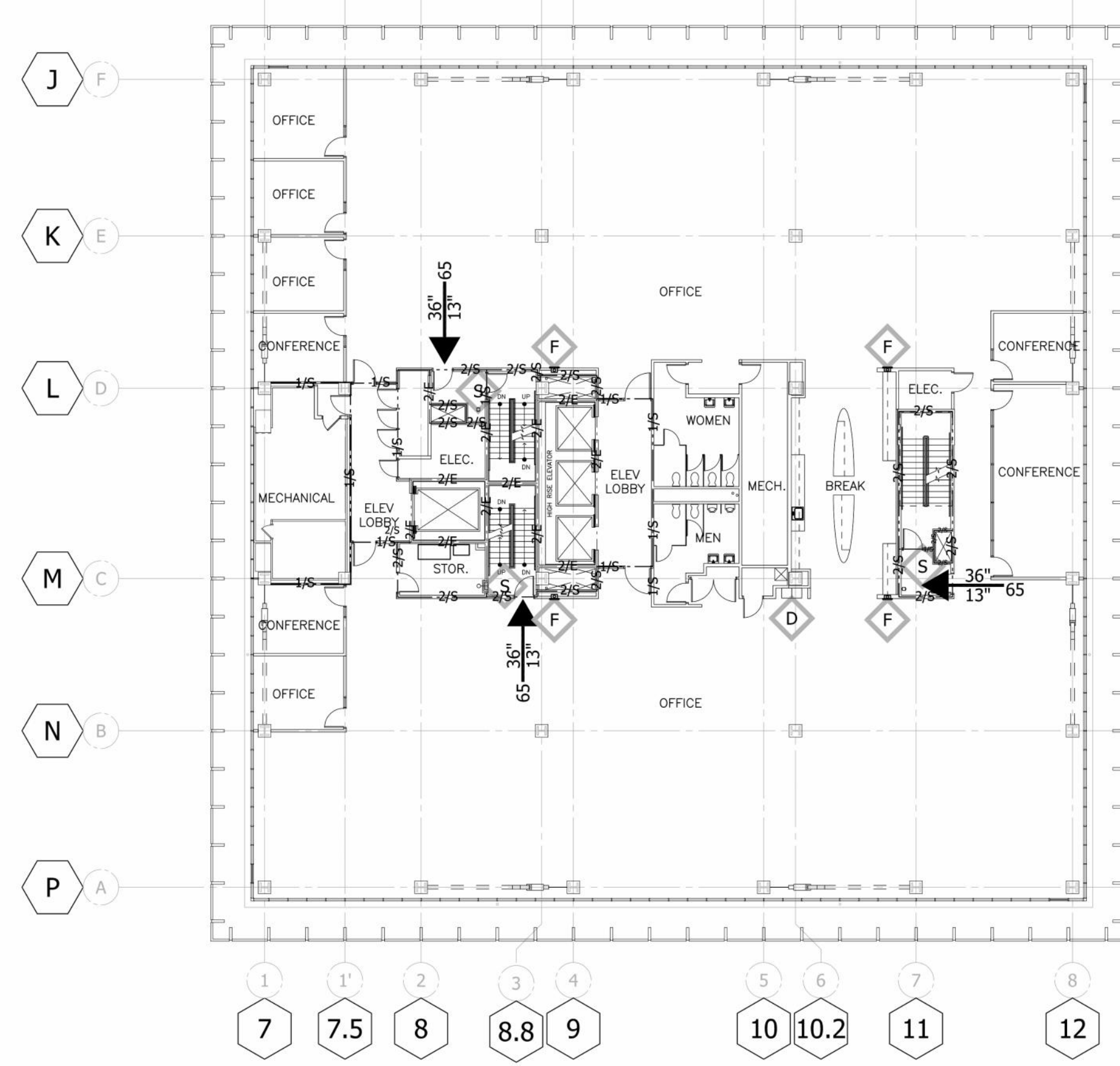
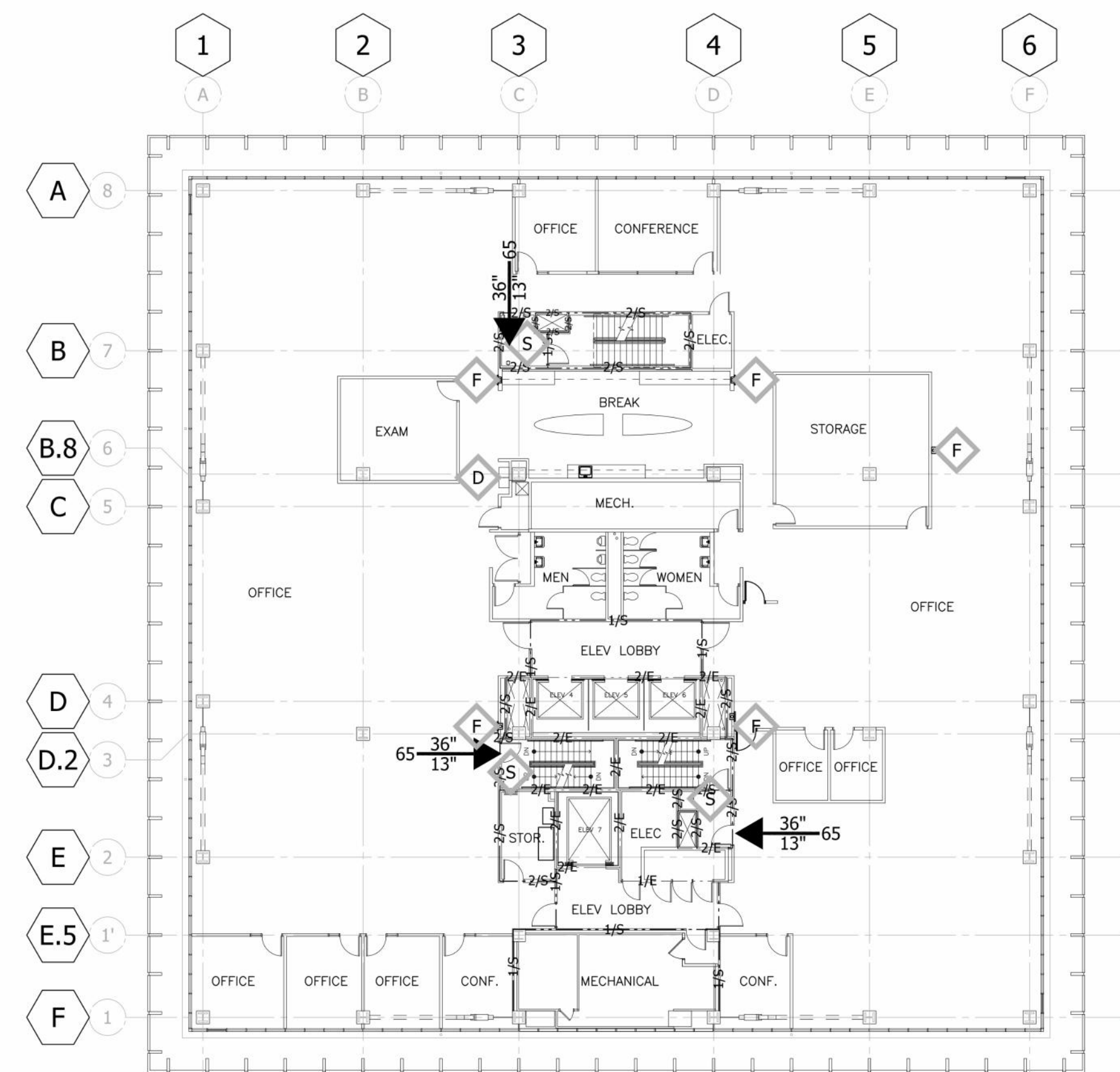
INTERIOR GROSS AREA	17203		
USE	AREA (SQ. FT.)	OCCUPANCY LOAD FACTOR	OCCUPANT LOAD
OFFICE	13010	100	131
CONFERENCE	890	15	60
LOBBY/WAITING/AUDITORIUM		7	
DINING		15	
KITCHEN		200	
DAYCARE		35	
FITNESS/LOCKER ROOM		50	
MECHANICAL/STORAGE	965	300	4
ALL OTHERS		100	
CORRIDORS, TOILETS, SHAFTS, STAIRS, ELEVATOR	2238	0	
TOTAL	17203		195

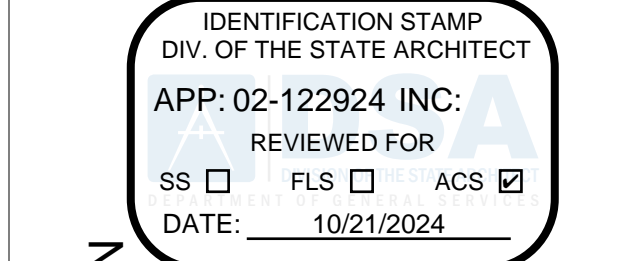
EXIT WIDTH REQUIRED AT DOORS: 39" (0.2 X OCCUPANCY)
EXIT WIDTH REQUIRED AT STAIRS: 58.5" TOTAL STAIR WIDTH AVAILABLE: 133" (0.3 X OCCUPANCY)

BUILDING 8 - FIFTEENTH FLOOR

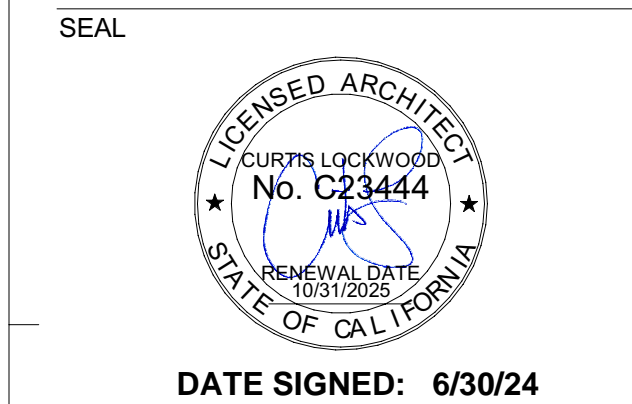
INTERIOR GROSS AREA	17203		
USE	AREA (SQ. FT.)	OCCUPANCY LOAD FACTOR	OCCUPANT LOAD
OFFICE	13010	100	131
CONFERENCE	890	15	60
LOBBY/WAITING/AUDITORIUM		7	
DINING		15	
KITCHEN		200	
DAYCARE		35	
FITNESS/LOCKER ROOM		50	
MECHANICAL/STORAGE	965	300	4
ALL OTHERS		100	
CORRIDORS, TOILETS, SHAFTS, STAIRS, ELEVATOR	2238	0	
TOTAL	17203		195

EXIT WIDTH REQUIRED AT DOORS: 39" (0.2 X OCCUPANCY)
EXIT WIDTH REQUIRED AT STAIRS: 58.5" TOTAL STAIR WIDTH AVAILABLE: 133" (0.3 X OCCUPANCY)





DEPARTMENT OF GENERAL SERVICES - FACILITIES MANAGEMENT DIVISION
OFFICE BUILDING 8 & 9 (039 & 045) - FIRE LIFE SAFETY UPGRADE
 744 P STREET,
 SACRAMENTO, CA 95814
 CONSTRUCTION DOCUMENTS



SCALE AS INDICATED

REVISIONS

NO.	DESCRIPTION	DATE

DRAWN BY: _____ Author
 APPROVED BY: _____ Approver
 CHECKED BY: _____ Checker
 DATE: _____ Issue Date

TITLE
EXISTING LIFESAFETY

PROJECT NO. 50137303

R-1-16

CALIFORNIA STATE OFFICE BUILDINGS 8 & 9 RENOVATIONS

STATE OF CALIFORNIA



DEPT. OF GENERAL SERVICES
 REAL ESTATE SERVICES DIVISION
PROJECT MGMT. BRANCH
 707 3RD STREET, SUITE 3-305
 WEST SACRAMENTO, CALIFORNIA 95605

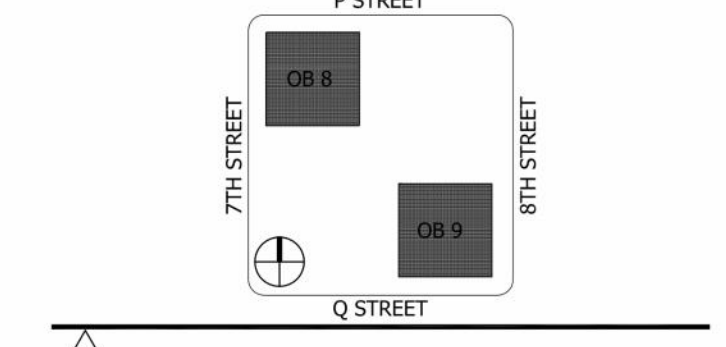
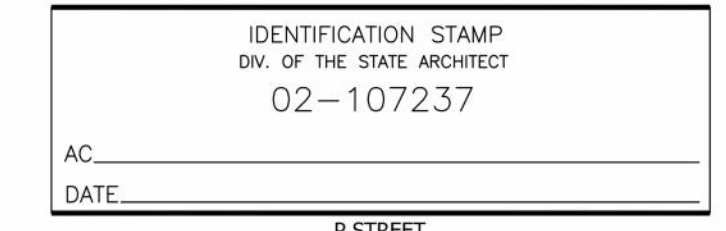
PROJECT DIRECTOR: LAURIE STEFFEN
 916-376-1656 Voice
 916-376-1654 Fax
 laurie.steffen@dgs.ca.gov
 PMB Work Order #111678



CALIFORNIA STATE FIRE MARSHAL

Approval of this plan does not authorize or approve any omissions or deviation from applicable regulations. Final approval is subject to field inspection. One set of approved plans shall be available on the project site at all times.

Reviewed by: _____ Date: _____
 STATE FIRE MARSHAL
 OB#8 01-34-11-0081-000-330-1
 OB#9 01-34-11-0082-000-330-1



REVISION HISTORY - THIS SHEET

NO.	DESCRIPTION	DATE



BUILDINGS 8 & 9 LIFE SAFETY PLAN SIXTEENTH FLOOR

COMM. NO. 2444-001-01
 SCALE 1/16" = 1'-0"
 DATE MAY 23, 2011
 DRAWN SEP

RECORD DRAWINGS

A036

© COPYRIGHT HAMMEL, GREEN AND ABRAHAMSON, INC.

LIFE SAFETY PLAN GENERAL NOTES

SYMBOL	DESCRIPTION
I 1.1	BUILDING CODE OCCUPANCY TYPE
I FR	BUILDING CODE CONSTRUCTION TYPE
89'-44" / 17.9'	ACTUAL EXIT OR NUMBER OF STAR WIDTH OCCUPANTS REQUIRED WIDTH FOR # OF OCCUPANTS
---	FIRE/SMOKE RESISTIVE PARTITION
---	NEW CONSTRUCTION
---	EXISTING CONSTRUCTION

REQUIRED ASSEMBLY RATING	MINIMUM OPENING PROTECTION ASSEMBLY
1 ONE HOUR RATED	1 HOUR
2 TWO HOUR RATED	1 1/2 HOUR
3 THREE HOUR RATED	3 HOUR
4 FOUR HOUR RATED	3 HOUR

TYPE OF ASSEMBLY	
E EXISTING OCCUPANCY (USE 239C ONLY)	S SMOKE BARRIER/COMPARTMENT (23.900, SQ. FT. MAX)
F FIRE EXTINGUISHER (MAXIMUM TRAVEL 75'-0")	S FIRE DEPARTMENT CONNECTION (GRANITE), TYP. LOCATED IN STAIR ENCLOSURES
D DRINKING FOUNTAIN	

REQUIRED DAMPERS		
FIRE	SMOKE	COMBINATION
FIREWALL	SMOKE BARRIER	SHAFT
FIRE BARRIER		EXIT ENCLOSURES
FIRE PARTITION		STAIRS

BUILDING 9 - SIXTEENTH FLOOR

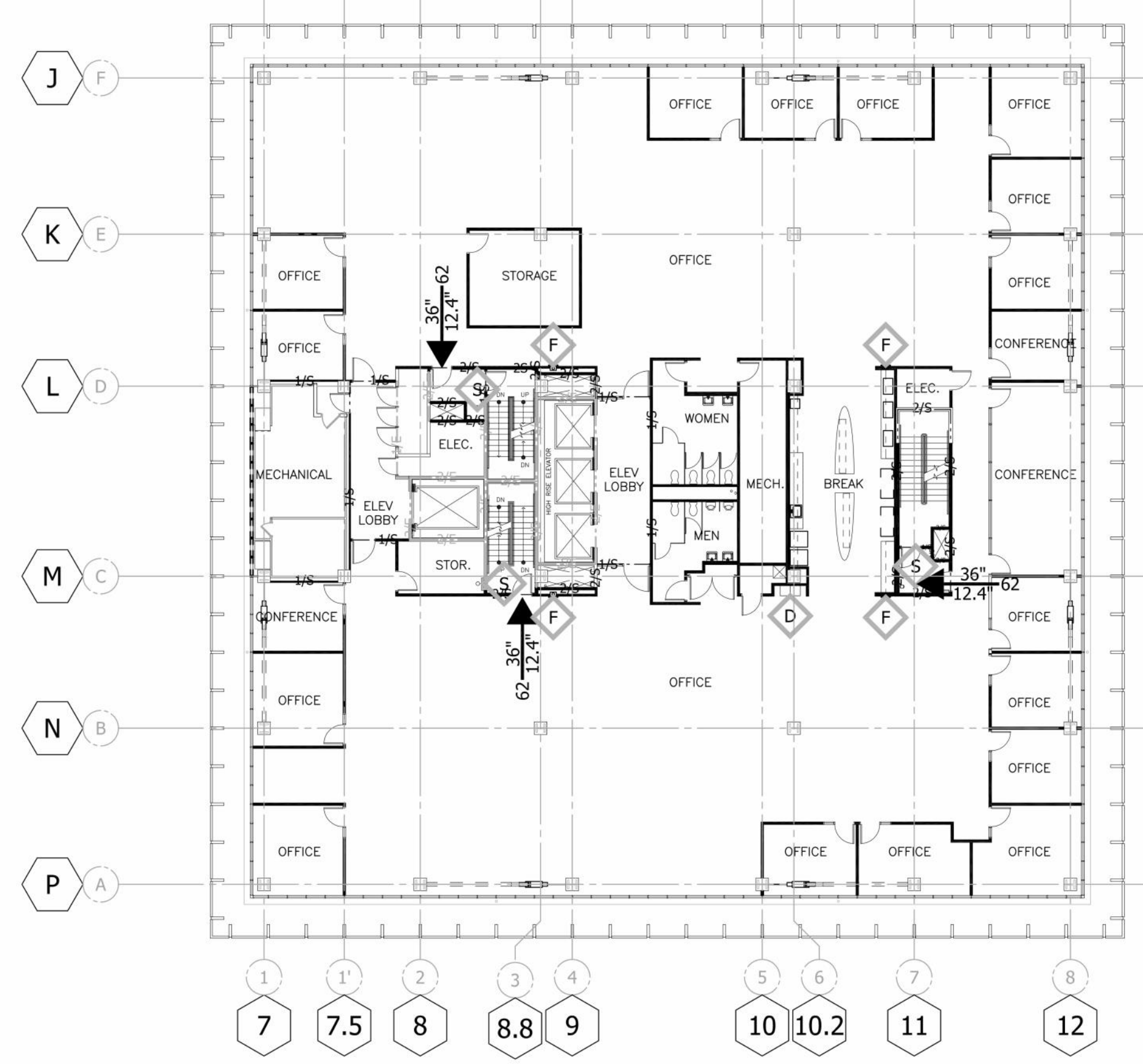
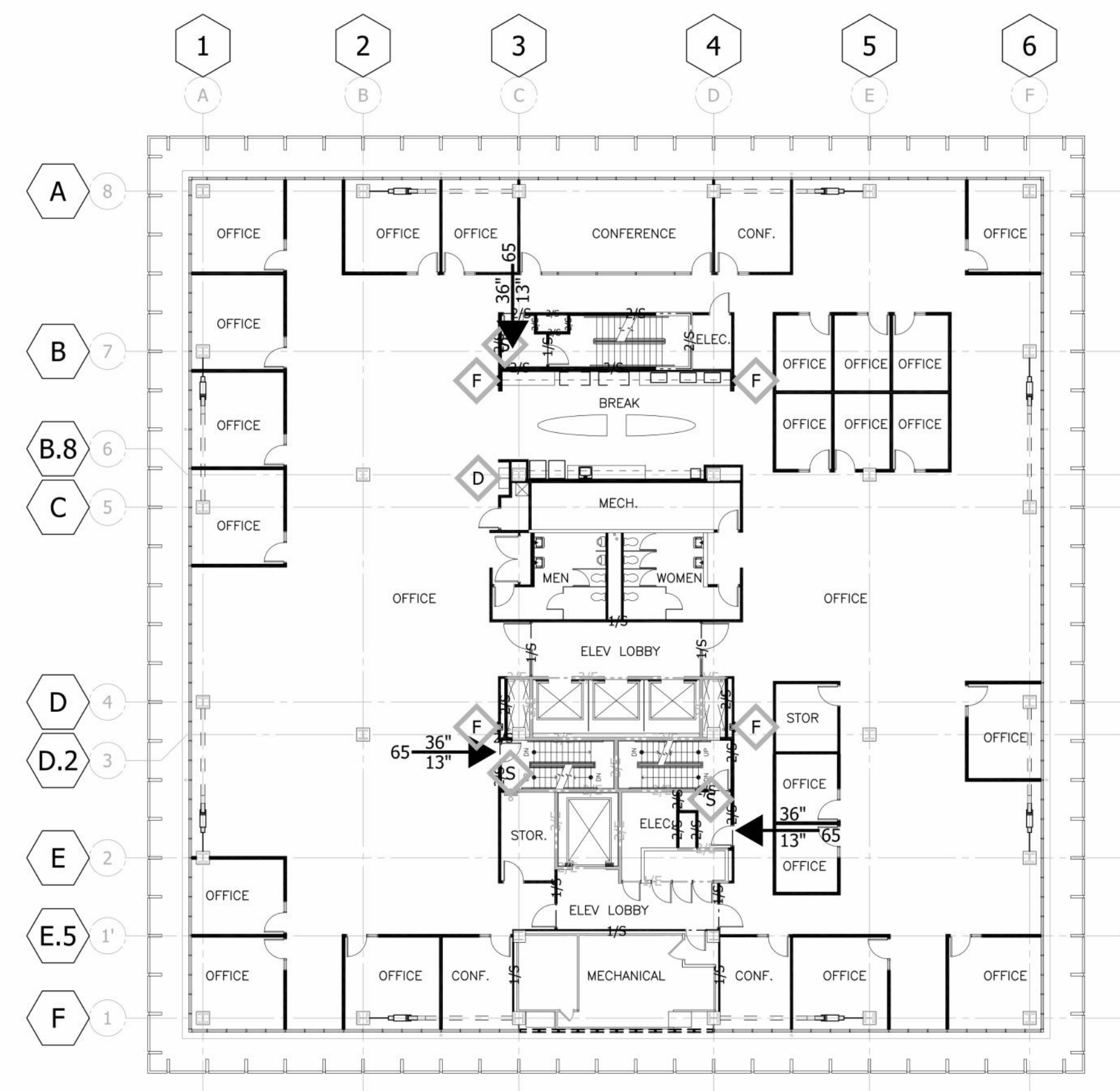
INTERIOR GROSS AREA	AREA (SQ. FT.)	OCCUPANCY LOAD FACTOR	OCCUPANT LOAD
OFFICE	13160	100	132
CONFERENCE	740	15	50
LOBBY/WAITING/AUDITORIUM	7		
DINING	15		
KITCHEN	200		
DAYCARE	35		
FITNESS/LOCKER ROOM	50		
MECHANICAL/STORAGE	965	300	4
ALL OTHERS	100		
CORRIDORS, TOILETS, SHAFTS, STAIRS, ELEVATOR	2238	0	
TOTAL	17203		186

EXIT WIDTH REQUIRED AT DOORS: 37.2" (0.2 X OCCUPANCY)
 EXIT WIDTH REQUIRED AT STAIRS: 55.8" TOTAL STAIR WIDTH AVAILABLE: 133" (0.3 X OCCUPANCY)

BUILDING 8 - SIXTEENTH FLOOR

INTERIOR GROSS AREA	AREA (SQ. FT.)	OCCUPANCY LOAD FACTOR	OCCUPANT LOAD
OFFICE	13010	100	131
CONFERENCE	890	15	60
LOBBY/WAITING/AUDITORIUM	7		
DINING	15		
KITCHEN	200		
DAYCARE	35		
FITNESS/LOCKER ROOM	50		
MECHANICAL/STORAGE	965	300	4
ALL OTHERS	100		
CORRIDORS, TOILETS, SHAFTS, STAIRS, ELEVATOR	2238	0	
TOTAL	17203		195

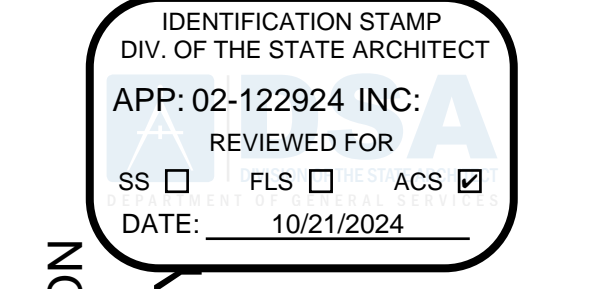
EXIT WIDTH REQUIRED AT DOORS: 39" (0.2 X OCCUPANCY)
 EXIT WIDTH REQUIRED AT STAIRS: 58.5" TOTAL STAIR WIDTH AVAILABLE: 133" (0.3 X OCCUPANCY)




4/25/2024 2:44:05 PM
 PLOT OK

LS A036
 Scale: 1/16" = 1'-0"

AGENCY APPROVAL



DEPARTMENT OF GENERAL SERVICES - FACILITIES MANAGEMENT DIVISION
OFFICE BUILDING 8 & 9 (039 & 045) - FIRE LIFE SAFETY UPGRADE
 744 P STREET, SACRAMENTO, CA 95814
 CONSTRUCTION DOCUMENTS



SCALE AS INDICATED

REVISIONS

NO.	DESCRIPTION	DATE

DRAWN BY _____ Author
 APPROVED BY _____ Approver
 CHECKED BY _____ Checker
 DATE _____ Issue Date

TITLE
EXISTING LIFESAFETY

PROJECT NO. 50137303

R-1-17

SHEET NO. ISSUE DATE: OCTOBER 25, 2024

CALIFORNIA STATE OFFICE BUILDINGS 8 & 9 RENOVATIONS

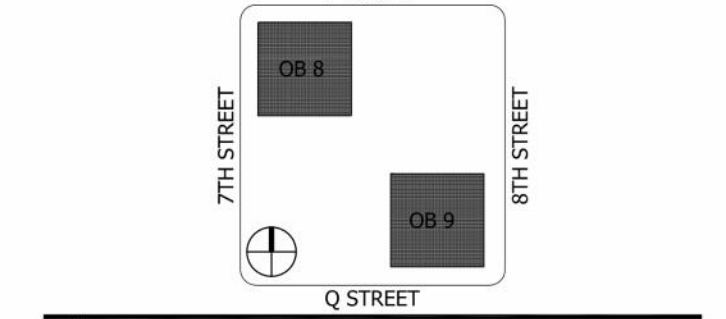


DEPT. OF GENERAL SERVICES
 REAL ESTATE SERVICES DIVISION
PROJECT MGMT. BRANCH
 707 3RD STREET, SUITE 3-305
 WEST SACRAMENTO, CALIFORNIA 95605



CALIFORNIA STATE FIRE MARSHAL

Approval of this plan does not authorize or approve any omissions or deviation from applicable regulations. Final approval is subject to field inspection. One set of approved plans shall be available on the project site at all times.



REVISION HISTORY - THIS SHEET

NO.	DESCRIPTION	DATE



BUILDINGS 8 & 9 LIFE SAFETY PLAN SEVENTEENTH FLOOR

COMM. NO. 2444-001-01
 SCALE 1/16" = 1'-0"
 DATE MAY 23, 2011
 DRAWN SEP

RECORD DRAWINGS A037

© COPYRIGHT HAMMILL GREEN AND ABRAHAMSON, INC.

LIFE SAFETY PLAN - GENERAL NOTES

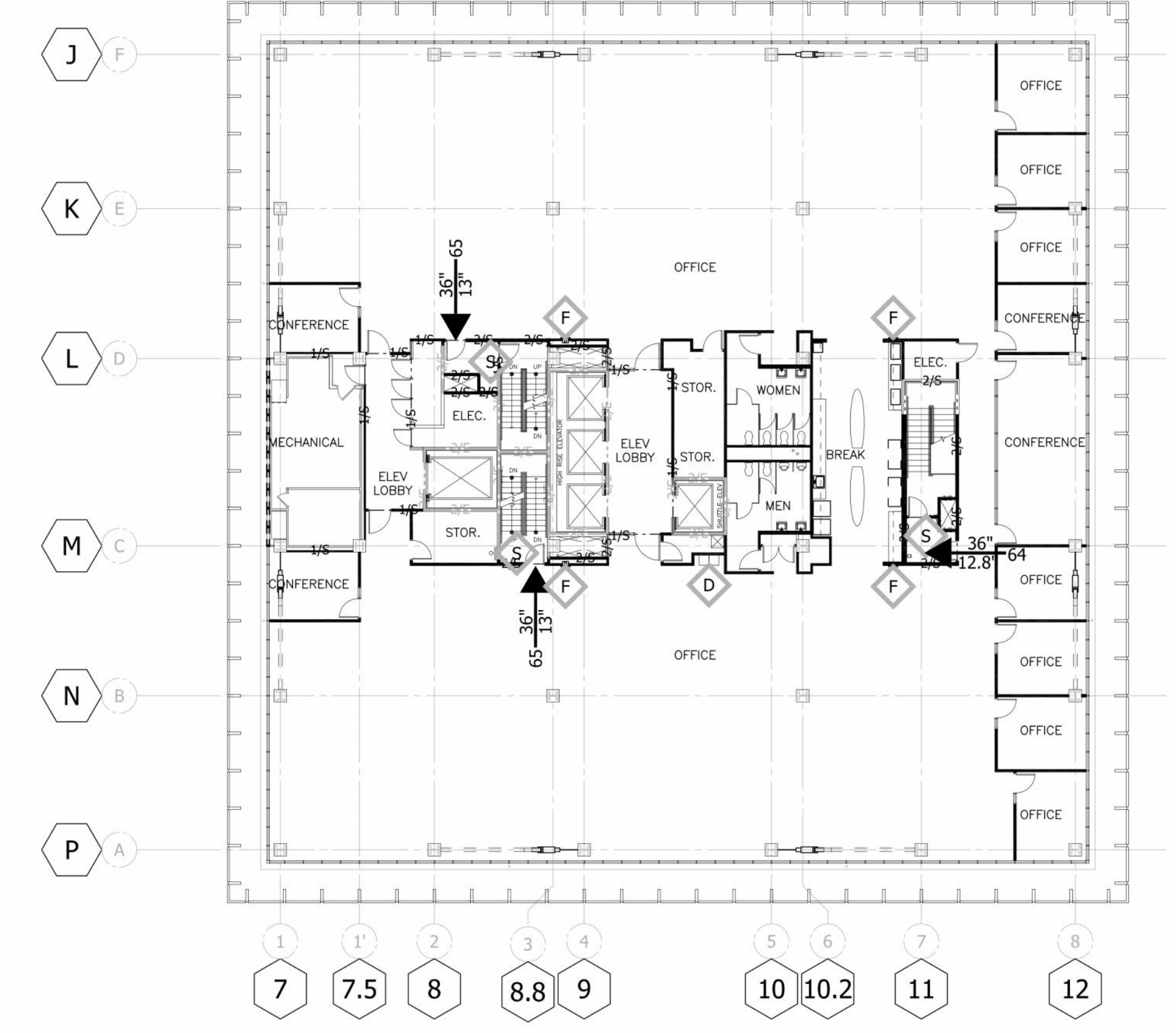
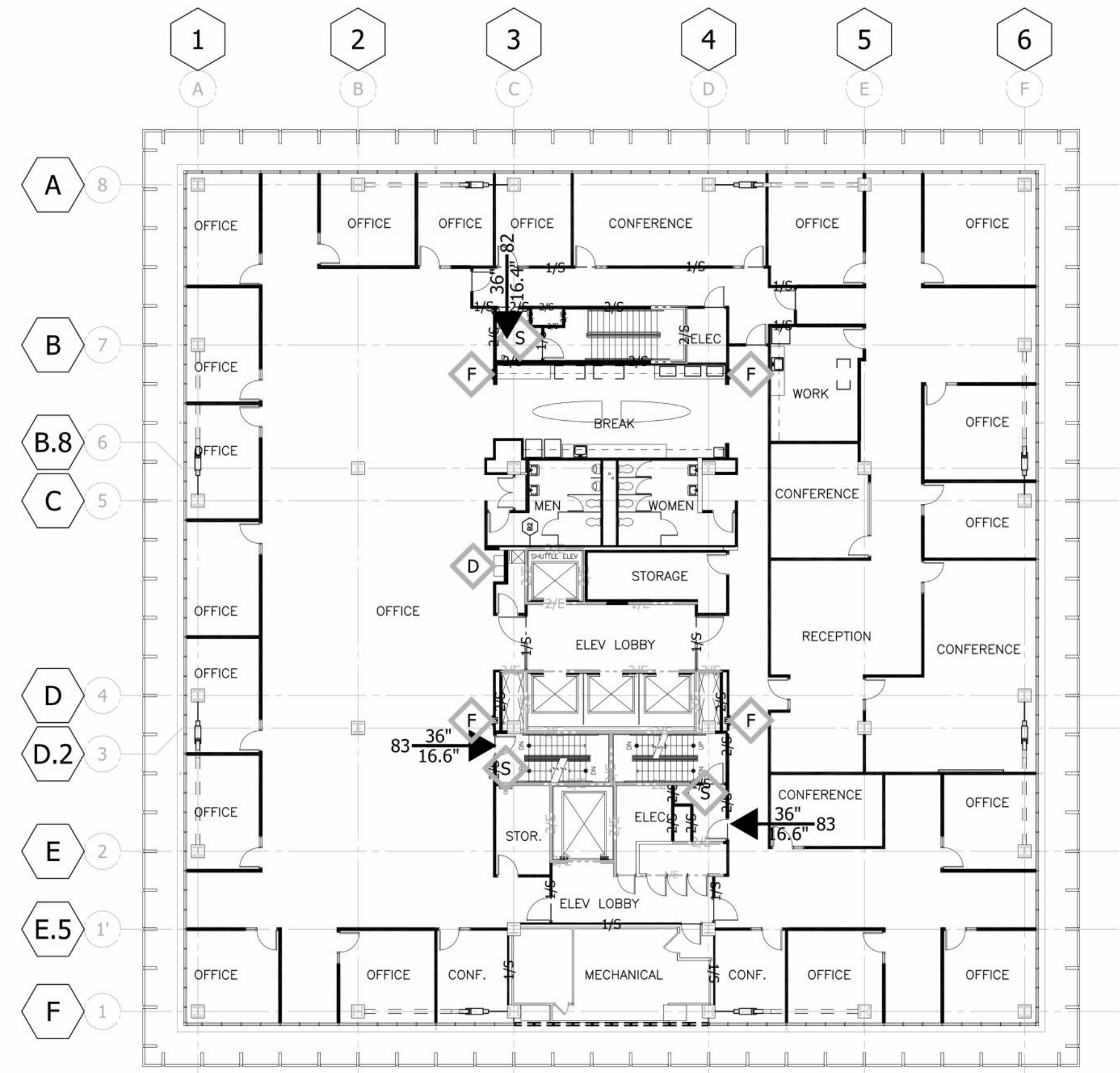
LIFE SAFETY PLAN SYMBOL DESIGNATIONS

I 1.1	BUILDING CODE OCCUPANCY TYPE		
I FR	BUILDING CODE CONSTRUCTION TYPE		
89	ACTUAL EXIT OR STAIR WIDTH		
44"	NUMBER OF OCCUPANTS		
17.9'	REQUIRED WIDTH FOR # OF OCCUPANTS		
---	FIRE/SMOKE RESISTIVE PARTITION		
---	NEW CONSTRUCTION		
---	EXISTING CONSTRUCTION		
1	ONE HOUR RATED	1 HOUR	
2	TWO HOUR RATED	1 1/2 HOUR	
3	THREE HOUR RATED	3 HOUR	
4	FOUR HOUR RATED	3 HOUR	
E	EXISTING OCCUPANCY (UBC/SBC ONLY)	S	SMOKE BARRIER/COMPARTMENT (22,500 SQ FT MAX)
F	FIRE EXTINGUISHER (MAXIMUM TRAVEL 75'-0")	S	FIRE DEPARTMENT CONNECTION (DAMAGED, TYP LOCATED IN STAIR ENCLOSURES)
D	DRINKING FOUNTAIN		
REQUIRED DAMPERS			
FIRE	SMOKE	COMBINATION	
FIREWALL	SMOKE BARRIER	SHAFT	
FIRE BARRIER		EXIT ENCLOSURES	
FIRE PARTITION		STAIRS	

BUILDING 8 - SEVENTEENTH FLOOR

INTERIOR GROSS AREA	17203		
USE	AREA (SQ FT)	OCCUPANCY LOAD FACTOR	OCCUPANT LOAD
OFFICE	12042	100	121
CONFERENCE	1858	15	124
LOBBY/WAITING/AUDITORIUM		7	
DINING		15	
KITCHEN		200	
DAYCARE		35	
FITNESS/LOCKER ROOM		50	
MECHANICAL/STORAGE	880	300	3
ALL OTHERS		100	
CORRIDORS, TOILETS, SHAFTS, STAIRS, ELEVATOR	2423	0	
TOTAL	17203		248

EXIT WIDTH REQUIRED AT DOORS: 49.6" (0.2 X OCCUPANCY)
 EXIT WIDTH REQUIRED AT STAIRS: 74.4" TOTAL STAIR WIDTH AVAILABLE: 133" (0.3 X OCCUPANCY)



BUILDING 9 - SEVENTEENTH FLOOR

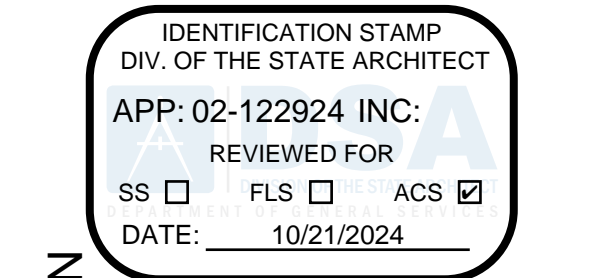
INTERIOR GROSS AREA	17203		
USE	AREA (SQ FT)	OCCUPANCY LOAD FACTOR	OCCUPANT LOAD
OFFICE	13010	100	131
CONFERENCE	890	15	60
LOBBY/WAITING/AUDITORIUM		7	
DINING		15	
KITCHEN		200	
DAYCARE		35	
FITNESS/LOCKER ROOM		50	
MECHANICAL/STORAGE	880	300	3
ALL OTHERS		100	
CORRIDORS, TOILETS, SHAFTS, STAIRS, ELEVATOR	2423	0	
TOTAL	17203		194

EXIT WIDTH REQUIRED AT DOORS: 38.8" (0.2 X OCCUPANCY)
 EXIT WIDTH REQUIRED AT STAIRS: 58.2" TOTAL STAIR WIDTH AVAILABLE: 133" (0.3 X OCCUPANCY)

4/25/2024 2:44:17 PM
 LS A037
 Scale: 1/16" = 1'-0"

1 LS A037
 Scale: 1/16" = 1'-0"

AGENCY APPROVAL



DEPARTMENT OF GENERAL SERVICES - FACILITIES MANAGEMENT DIVISION
OFFICE BUILDING 8 & 9 (039 & 045) - FIRE LIFE SAFETY UPGRADE
 744 P STREET, SACRAMENTO, CA 95814
 CONSTRUCTION DOCUMENTS

SEAL



DATE SIGNED: 6/30/24

SCALE

AS INDICATED

REVISIONS

NO.	DESCRIPTION	DATE

DRAWN BY _____ Author
 APPROVED BY _____ Approver
 CHECKED BY _____ Checker
 DATE _____ Issue Date

TITLE

EXISTING LIFESAFETY

PROJECT NO. 50137303

R-1-18

SHEET NO. ISSUE DATE: OCTOBER 25, 2024

CALIFORNIA STATE OFFICE BUILDINGS 8 & 9 RENOVATIONS

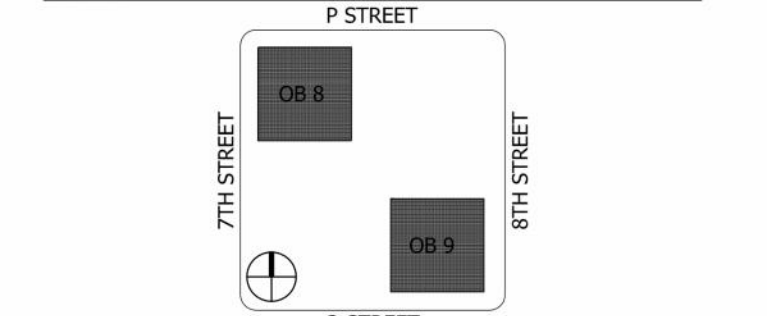
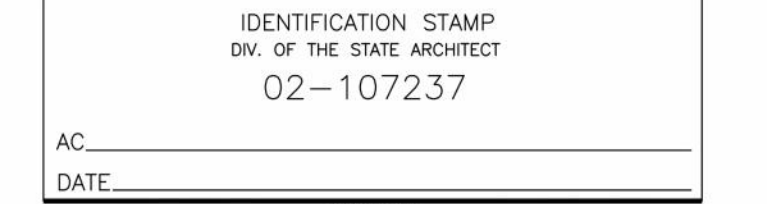


DEPT. OF GENERAL SERVICES
 REAL ESTATE SERVICES DIVISION
PROJECT MGMT. BRANCH
 707 3RD STREET, SUITE 3-305
 WEST SACRAMENTO, CALIFORNIA 95605
 PROJECT DIRECTOR: LAURIE STEFFEN
 916-376-1656 Voice
 916-376-1654 Fax
 laurie.steffen@dgs.ca.gov
 PMB Work Order #111678




CALIFORNIA STATE FIRE MARSHAL
 Approval of this plan does not authorize or approve any omissions or deviation from applicable regulations. Final approval is subject to field inspection. One set of approved plans shall be available on the project site at all times.

Reviewed by _____ Date _____
 STATE FIRE MARSHAL
 OBR# 01-34-11-0081-000-330-1
 OBR# 01-34-11-0082-000-330-1



REVISION HISTORY - THIS SHEET

HGA
 Architecture | Engineering | Planning
 Hammel, Green and Abrahamson, Inc.
 1410 Rocky Ridge Drive - Suite 250
 Roseville, California USA 95661
 Telephone 916.782.5100 Facsimile 916.784.7739



BUILDINGS 8 & 9 LIFE SAFETY PLAN EIGHTEENTH FLOOR

COMM. NO. 2444-001-01
 SCALE 1/16" = 1'-0"
 DATE MAY 23, 2011
 DRAWN SEP

RECORD DRAWINGS A038

© COPYRIGHT HAMMEL GREEN AND ABRAHAMSON, INC.

LIFE SAFETY PLAN - GENERAL NOTES

LIFE SAFETY PLAN SYMBOL DESIGNATIONS

I 1.1	BUILDING CODE OCCUPANCY TYPE	ACTUAL EXIT OR REQUIRED WIDTH FOR # OF OCCUPANTS
I FR	BUILDING CODE CONSTRUCTION TYPE	
89" 17.9'		
44"		
---	FIRE/SMOKE RESISTIVE PARTITION	
---	NEW CONSTRUCTION	
---	EXISTING CONSTRUCTION	
1	REQUIRED ASSEMBLY RATING	MINIMUM OPENING PROTECTION ASSEMBLY
1	ONE HOUR RATED	1 HOUR
2	TWO HOUR RATED	1 1/2 HOUR
3	THREE HOUR RATED	3 HOUR
4	FOUR HOUR RATED	3 HOUR
E	EXISTING OCCUPANCY (UBC/SBC ONLY)	S SMOKE BARRIER/COMPARTMENT (22,500 SQ. FT. MAX)
F	FIRE EXTINGUISHER (MAXIMUM TRAVEL 75'-0")	S FIRE DEPARTMENT CONNECTION (SAMESI), TYP. LOCATED IN STAIR ENCLOSURES
D	DRINKING FOUNTAIN	
REQUIRED DAMPERS		
FIRE	SMOKE	COMBINATION
FIREWALL	SMOKE BARRIER	SHAFT
FIRE BARRIER		EXIT ENCLOSURES
FIRE PARTITION		STAIRS

BUILDING 9 - EIGHTEENTH FLOOR

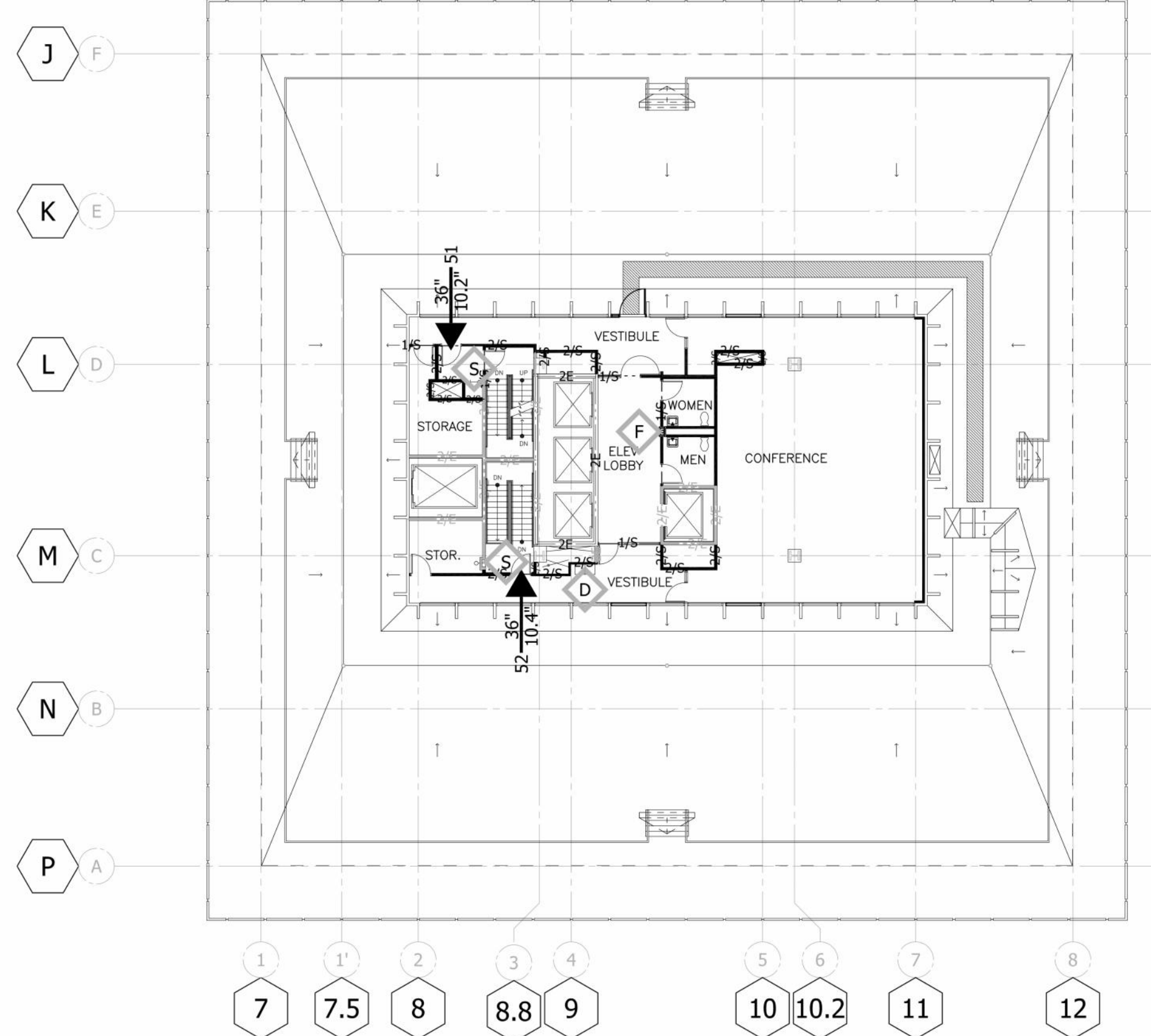
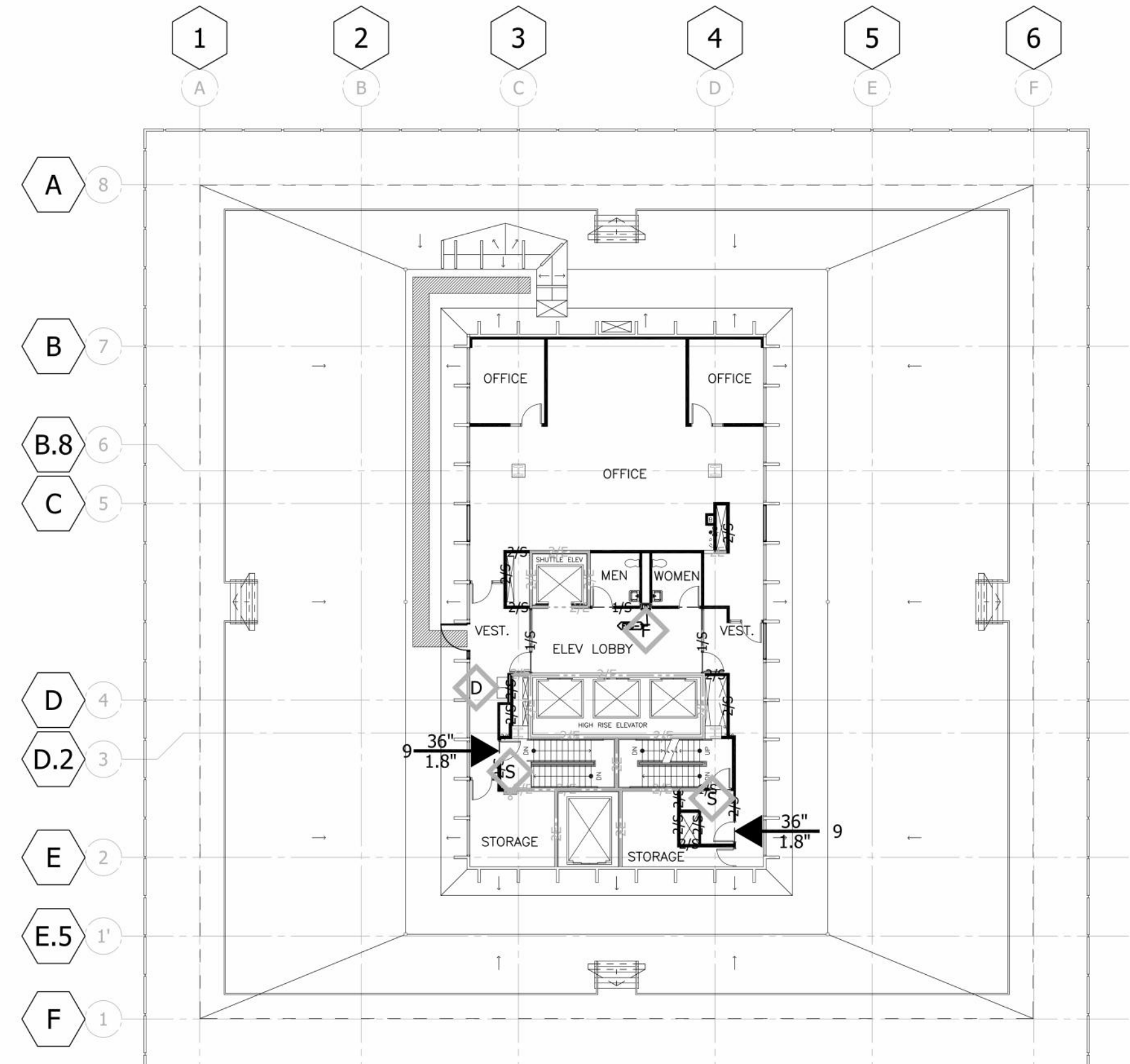
USE	AREA (SQ FT)	OCCUPANCY LOAD FACTOR	OCCUPANT LOAD
OFFICE	1506	100	16
CONFERENCE	15	7	101
LOBBY/WAITING/AUDITORIUM	7	15	7
DINING	200	35	200
KITCHEN	35	50	35
DAYCARE	369	300	2
MECHANICAL/STORAGE	2145	100	0
ALL OTHERS	0	0	0
CORRIDORS, TOILETS, SHAFTS, STAIRS, ELEVATOR	3651	0	103
TOTAL	3651	0	103

EXIT WIDTH REQUIRED AT DOORS: 20.6" (0.2 X OCCUPANCY)
 EXIT WIDTH REQUIRED AT STAIRS: 30.9" TOTAL STAIR WIDTH AVAILABLE: 88" (0.3 X OCCUPANCY)

BUILDING 8 - EIGHTEENTH FLOOR

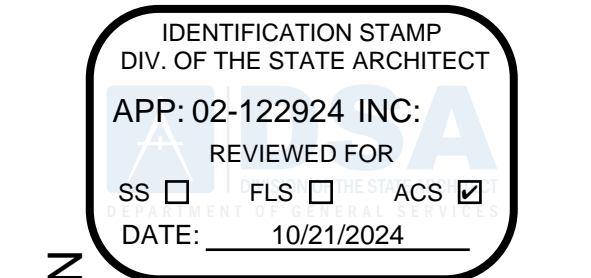
USE	AREA (SQ FT)	OCCUPANCY LOAD FACTOR	OCCUPANT LOAD
OFFICE	1506	100	16
CONFERENCE	15	7	101
LOBBY/WAITING/AUDITORIUM	7	15	7
DINING	200	35	200
KITCHEN	35	50	35
DAYCARE	369	300	2
MECHANICAL/STORAGE	2145	100	0
ALL OTHERS	0	0	0
CORRIDORS, TOILETS, SHAFTS, STAIRS, ELEVATOR	3651	0	18
TOTAL	3651	0	18

EXIT WIDTH REQUIRED AT DOORS: 2.8" (0.2 X OCCUPANCY)
 EXIT WIDTH REQUIRED AT STAIRS: 4.2" TOTAL STAIR WIDTH AVAILABLE: 88" (0.3 X OCCUPANCY)



4/25/2024 2:44:24 PM

AGENCY APPROVAL



DEPARTMENT OF GENERAL SERVICES - FACILITIES MANAGEMENT DIVISION
OFFICE BUILDING 8 & 9 (039 & 045) - FIRE LIFE SAFETY UPGRADE
 744 P STREET, SACRAMENTO, CA 95814
 CONSTRUCTION DOCUMENTS

SEAL



DATE SIGNED: 6/30/24

SCALE

AS INDICATED

REVISIONS

NO.	DESCRIPTION	DATE

DRAWN BY _____ Author
 APPROVED BY _____ Approver
 CHECKED BY _____ Checker
 DATE _____ Issue Date

TITLE

EXISTING LIFESAFETY

PROJECT NO. 50137303

R-1-19

SHEET NO. ISSUE DATE: OCTOBER 25, 2024

CALIFORNIA STATE OFFICE BUILDINGS 8 & 9 RENOVATIONS

STATE OF CALIFORNIA

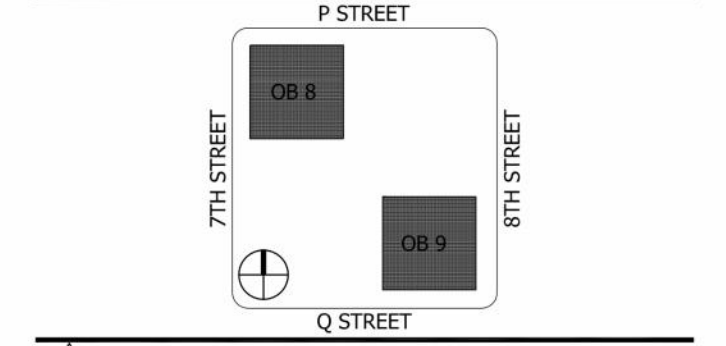



DEPT. OF GENERAL SERVICES
 REAL ESTATE SERVICES DIVISION
PROJECT MGMT. BRANCH
 707 3RD STREET, SUITE 3-305
 WEST SACRAMENTO, CALIFORNIA 95605
 PROJECT DIRECTOR: LAURIE STEFFEN
 916-376-1656 Voice
 916-376-1654 Fax
 laurie.steffen@dgs.ca.gov
 PMB Work Order #111678



CALIFORNIA STATE FIRE MARSHAL
 Approval of this plan does not authorize or approve any omissions or deviation from applicable regulations. Final approval is subject to field inspection. One set of approved plans shall be available on the project site at all times.

Reviewed by _____ Date _____
 STATE FIRE MARSHAL
 OB#8 01-34-11-0081-000-330-1
 OB#9 01-34-11-0082-000-330-1



REVISION HISTORY - THIS SHEET

HGA
 Architecture | Engineering | Planning
 Hammel, Green and Abrahamson, Inc.
 1410 Rocky Ridge Drive, Suite 230
 Roseville, California USA 95661
 Telephone 916.787.5100 Facsimile 916.784.7738



BUILDINGS 8 & 9 LIFE SAFETY PLAN PENTHOUSE FLOOR

COMM. NO. 2444-001-01
 SCALE 1/16" = 1'-0"
 DATE MAY 23, 2011
 DRAWN AFALLA

RECORD DRAWINGS A039

© COPYRIGHT: HAMMEL, GREEN AND ABRAHAMSON, INC.

LIFE SAFETY PLAN GENERAL NOTES

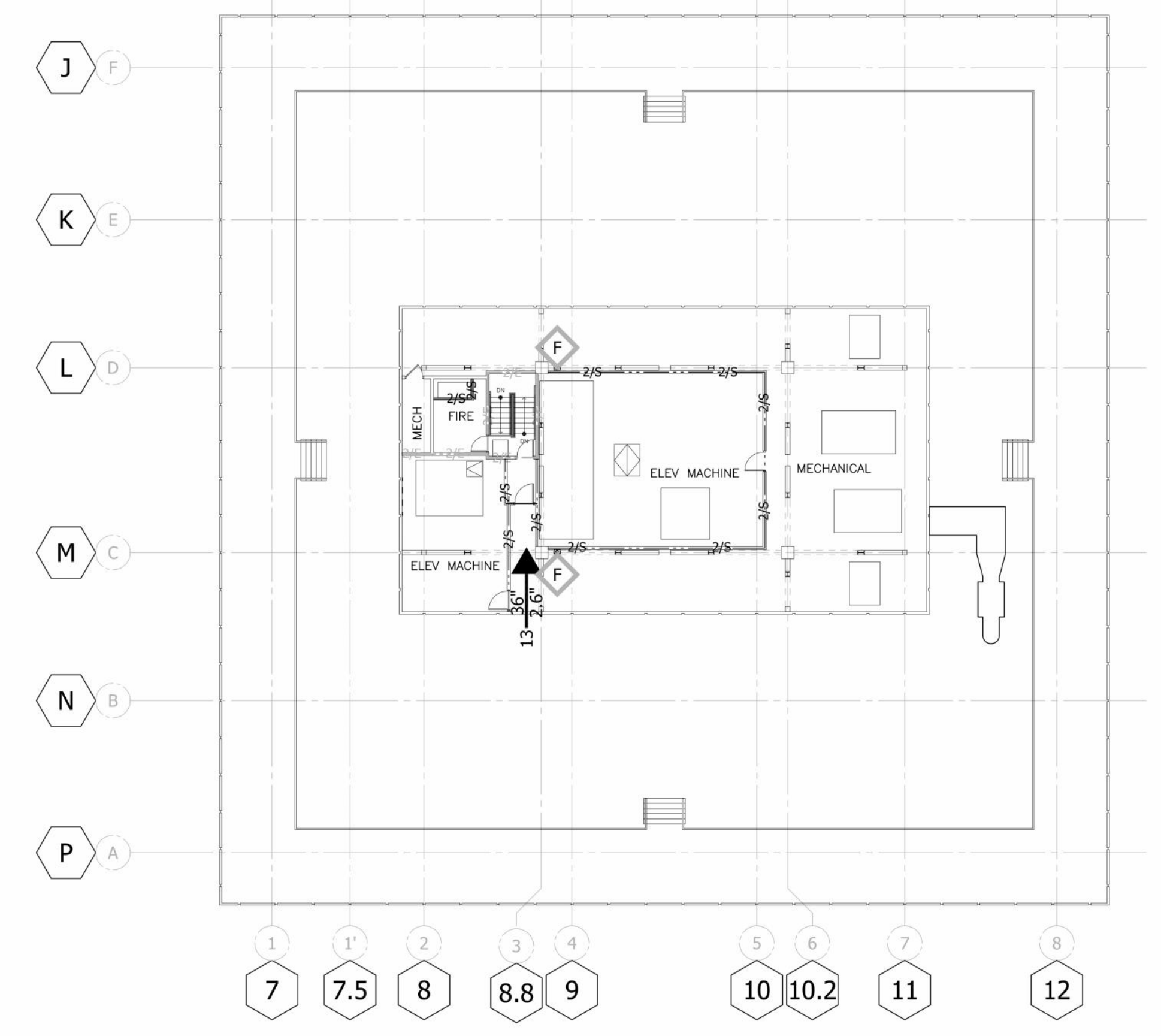
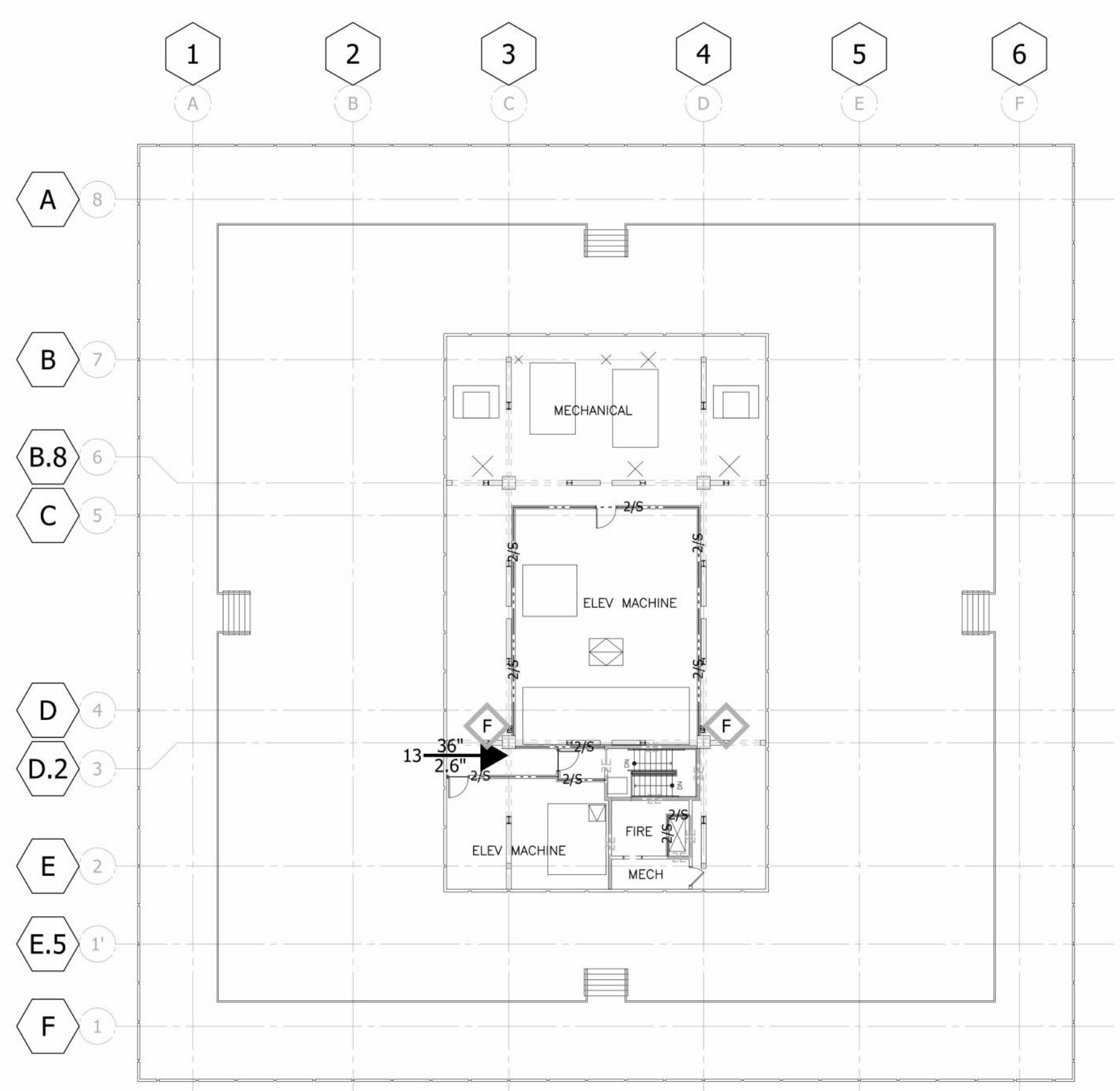
LIFE SAFETY PLAN SYMBOL DESIGNATIONS

I 1.1	BUILDING CODE OCCUPANCY TYPE	I FR	BUILDING CODE CONSTRUCTION TYPE
89"	NUMBER OF OCCUPANTS	44"	ACTUAL EXIT OR STAIR WIDTH
17.9'	REQUIRED WIDTH FOR # OF OCCUPANTS		
---	FIRE/SMOKE RESISTIVE PARTITION		
---	NEW CONSTRUCTION		
---	EXISTING CONSTRUCTION		
1	REQUIRED ASSEMBLY RATING	1	MINIMUM OPENING PROTECTION ASSEMBLY
2	ONE HOUR RATED	1	1 HOUR
3	TWO HOUR RATED	1 1/2	1 1/2 HOUR
4	THREE HOUR RATED	3	3 HOUR
	FOUR HOUR RATED	3	3 HOUR
E	EXISTING OCCUPANCY (UBC/SBC ONLY)	S	SMOKE BARRIER/COMPARTMENT (22,500 SQ. FT. MAX)
O	FIRE EXTINGUISHER (MAXIMUM TRAVEL 75'-0")	S	FIRE DEPARTMENT CONNECTION (SAMESE), TYP. LOCATED IN STAIR ENCLOSURES
D	DRINKING FOUNTAIN		
REQUIRED DAMPERS			
	FIRE		SMOKE
	FIRE WALL		SMOKE BARRIER
	FIRE BARRIER		EXIT ENCLOSURES
	FIRE PARTITION		STAIRS

BUILDING 8 - PENTHOUSE FLOOR

INTERIOR GROSS AREA	3651		
USE	AREA (SQ. FT.)	OCCUPANCY LOAD FACTOR	OCCUPANT LOAD
OFFICE		100	
CONFERENCE		15	
LOBBY/WAITING/AUDITORIUM		7	
DINING		15	
KITCHEN		200	
DAYCARE		35	
FITNESS/LOCKER ROOM		50	
MECHANICAL/STORAGE	3896	300	13
ALL OTHERS		100	
CORRIDORS, TOILETS, SHAFTS, STAIRS, ELEVATOR	292	0	
TOTAL	4188		13

EXIT WIDTH REQUIRED AT DOORS: 2.6" (0.2 X OCCUPANCY)
 EXIT WIDTH REQUIRED AT STAIRS: 3.9" TOTAL STAIR WIDTH AVAILABLE: 44" (0.3 X OCCUPANCY)



BUILDING 9 - PENTHOUSE FLOOR

INTERIOR GROSS AREA	3651		
USE	AREA (SQ. FT.)	OCCUPANCY LOAD FACTOR	OCCUPANT LOAD
OFFICE		100	
CONFERENCE		15	
LOBBY/WAITING/AUDITORIUM		7	
DINING		15	
KITCHEN		200	
DAYCARE		35	
FITNESS/LOCKER ROOM		50	
MECHANICAL/STORAGE	3896	300	13
ALL OTHERS		100	
CORRIDORS, TOILETS, SHAFTS, STAIRS, ELEVATOR	292	0	
TOTAL	4188		13

EXIT WIDTH REQUIRED AT DOORS: 2.6" (0.2 X OCCUPANCY)
 EXIT WIDTH REQUIRED AT STAIRS: 3.9" TOTAL STAIR WIDTH AVAILABLE: 44" (0.3 X OCCUPANCY)

4/25/2024 2:44:33 PM

1 LS A039
 Scale: 1/16" = 1'-0"