

# State Allocation Board Meeting Notice and Agenda



Rebecca Kirk, Executive Officer  
Office of Public School Construction  
707 3rd Street, 4<sup>th</sup> Floor  
West Sacramento, CA 95605

Hybrid Public Meeting  
Wednesday, October 23, 2024  
East End Complex  
1500 Capitol Avenue, Auditorium\*  
Sacramento, CA 95814  
3:00 p.m.\*

The upcoming meeting of the State Allocation Board will be in person and also conducted by way of Zoom meeting. The physical, publicly accessible in person locations from which members of the public may observe and offer public comment are reflected above and on page 2 of this cover.

Interested persons may observe the meeting by going to Zoom Meeting at:

Join from a PC, Mac, iPad, iPhone or Android device:

<https://us06web.zoom.us/j/89546376392?pwd=zljmnoeiQN7SmXhewoKk2wEHtkkfPu.1>

Passcode: 322489

Or Telephone:

Dial:

USA 213 787 0529 US Toll

USA 888 808 6929 US Toll-free

Conference code: 991990

In accordance with Government Code Section 11123(b), four State Allocation Board members will participate virtually and from publicly accessible locations identified below:

**TELECONFERENCE LOCATIONS:**

Senator Josh Newman  
Santa Rosa District Office of  
Senator Mike McGuire  
50 D Street  
Santa Rosa, CA 95404

Assembly Member Al Muratsuchi  
District Office  
3424 W. Carson Street, Suite 450  
Torrance, CA 90503

Assembly Member Laurie Davies  
District Office  
32332 Camino Capistrano, Suite 102A  
San Juan Capistrano, CA 92675

Assembly Member David Alvarez  
District Office  
276 Church Avenue, Suite D  
Chula Vista, CA 91910

The Board will meet in Closed Session pursuant to Government Code Section 11126(e)(1).

General Information  
(916) 376-1771

For further information, please contact your Project Manager.

\*Meeting location and time subject to change.

Individuals who need auxiliary aids for effective participation are invited to make their requests and preferences known to Ms. Lisa Jones at (916) 376-1771 or [OPSCCommunications@dgs.ca.gov](mailto:OPSCCommunications@dgs.ca.gov) five days prior to the meeting.

A copy of the 10-Day Meeting Notice can be found on [OPSC's website](#).

# October 23, 2024

# Agenda

---

## CLOSED SESSION

Pursuant to Government Code Section 11126(e)(1), the State Allocation Board will meet in Closed Session for the purpose of conferring with and receiving advice from legal counsel regarding pending litigation.

<u>SUBJECT</u>	<u>PRESENTER</u>	<u>PAGE</u>
Call Meeting to Order	Chair	
Roll Call	Secretary	
Table of Contents		i – ii
Alphabetical Listing		iii – v
Minutes of September 25, 2024		1 – 17
Executive Officer Statement		18

## CONSENT AGENDA

### SCHOOL FACILITY PROGRAM

Resolution		19
Facility Hardship/Rehabilitation Program		20 – 29
Eligibility Approvals		30 – 47
Funding Approvals		48 – 78

### CALIFORNIA PRESCHOOL, TRANSITIONAL KINDERGARTEN AND FULL-DAY KINDERGARTEN FACILITIES GRANT PROGRAM

Resolution		79
Amended Advance Design Approvals		80 – 87

### OTHER PROGRAMS

Waivers of the Substantial Enrollment Requirement		88 – 90
---------------------------------------------------	--	---------

NEXT MONTHLY STATE ALLOCATION BOARD MEETING – DECEMBER 3, 2024

**October 23, 2024**

# **Agenda**

---

<b><u>SUBJECT</u></b>	<b><u>PAGE</u></b>
<b><u>FINANCIAL REPORTS</u></b>	91 – 108
<b><u>REPORTS, DISCUSSION ITEMS, AND INFORMATION ITEMS</u></b>	
State Allocation Board Three-Month Projected Workload	109
Date for the Remaining 2024 Calendar Year State Allocation Board Meeting	111
School Facility Program Unfunded List (Regulation Section 1859.95)	112 – 114
School Facility Program Workload List	115 – 121
School Facility Program Applications Received Beyond Bond Authority List (Regulation Section 1859.95.1)	122 – 147
Facility Hardship/Rehabilitation Approvals Without Funding	148 – 149
School Facility Program Financial Hardship Regulation Section 1859.81	150 – 153

# October 23, 2024

# Agenda

<b>School District</b>	<b>County</b>	<b>Category</b>	<b>Page No.</b>
ALPINE UNION	SAN DIEGO	SFP - New Constr.	Consent 33
BANTA UNIFIED	SAN JOAQUIN	SFP - New Constr.	Consent 33
BIG SPRINGS UNION ELEMENTARY	SISKIYOU	FDK - New Constr.	Consent 80
COLTON JOINT UNIFIED	SAN BERNARDINO	SFP - New Constr.	Consent 20
CORONA-NORCO UNIFIED	RIVERSIDE	SFP - Mod.	Consent 48
CUPERTINO UNION	SANTA CLARA	SFP - Mod.	Consent 33
DELPHIC ELEMENTARY	SISKIYOU	SFP - New Constr.	Consent 30
DELPHIC ELEMENTARY	SISKIYOU	SFP - New Constr.	Consent 88
ELK GROVE UNIFIED	SACRAMENTO	SFP - Mod.	Consent 33
ELK GROVE UNIFIED	SACRAMENTO	SFP - Mod.	Consent 48
ELK GROVE UNIFIED	SACRAMENTO	SFP - Mod.	Consent 48
FOWLER UNIFIED	FRESNO	SFP - Mod.	Consent 30
FOWLER UNIFIED	FRESNO	SFP - Mod.	Consent 48
FOWLER UNIFIED	FRESNO	SFP - Mod.	Consent 48
GRIDLEY UNIFIED	BUTTE	SFP - New Constr.	Consent 33
HEBER ELEMENTARY	IMPERIAL	SFP - New Constr.	Consent 33
HEMET UNIFIED	RIVERSIDE	SFP - Mod.	Consent 33
HEMET UNIFIED	RIVERSIDE	SFP - Mod.	Consent 48
IMPERIAL COUNTY OFFICE OF EDUC.	IMPERIAL	SFP - New Constr.	Consent 33
IRVINE UNIFIED	ORANGE	SFP - New Constr.	Consent 33
IRVINE UNIFIED	ORANGE	SFP - New Constr.	Consent 48
IRVINE UNIFIED	ORANGE	SFP - Mod.	Consent 48
JEFFERSON ELEMENTARY	SAN MATEO	SFP - Mod.	Consent 48
LA HONDA-PESCADERO UNIFIED	SAN MATEO	SFP - New Constr.	Consent 33
LEGGETT VALLEY UNIFIED	MENDOCINO	SFP - New Constr.	Consent 33
LIBERTY UNION HIGH	CONTRA COSTA	SFP - New Constr.	Consent 33
LIVERMORE VALLEY JOINT UNIFIED	ALAMEDA	SFP - Mod.	Consent 48
LIVERMORE VALLEY JOINT UNIFIED	ALAMEDA	SFP - New Constr.	Consent 33
LIVERMORE VALLEY JOINT UNIFIED	ALAMEDA	SFP - New Constr.	Consent 48
LODI UNIFIED	SAN JOAQUIN	SFP - Mod.	Consent 26
MANTECA UNIFIED	SAN JOAQUIN	SFP - New Constr.	Consent 33
MANTECA UNIFIED	SAN JOAQUIN	SFP - New Constr.	Consent 48
MILLVILLE ELEMENTARY	SHASTA	FDK - NC/Retrofit	Consent 82
MOUNTAIN VIEW ELEMENTARY	SAN BERNARDINO	SFP - New Constr.	Consent 33

# October 23, 2024

# Agenda

<b>School District</b>	<b>County</b>	<b>Category</b>	<b>Page No.</b>
NEWPORT-MESA UNIFIED	ORANGE	SFP - Mod.	Consent 33
NEWPORT-MESA UNIFIED	ORANGE	SFP - Mod.	Consent 48
NEWPORT-MESA UNIFIED	ORANGE	SFP - Mod.	Consent 48
NEWPORT-MESA UNIFIED	ORANGE	SFP - Mod.	Consent 48
PATTERSON JOINT UNIFIED	STANISLAUS	SFP - New Constr.	Consent 48
PIONEER UNION ELEMENTARY	EL DORADO	SFP - New Constr.	Consent 88
PLUMAS ELEMENTARY	YUBA	SFP - New Constr.	Consent 33
RIVERSIDE UNIFIED	RIVERSIDE	SFP - New Constr.	Consent 33
RIVERSIDE UNIFIED	RIVERSIDE	SFP - New Constr.	Consent 48
ROBERTS FERRY UNION ELEM.	STANISLAUS	SFP - New Constr.	Consent 33
SAN BERNARDINO CITY UNIFIED	SAN BERNARDINO	SFP - Mod.	Consent 33
SAN JUAN UNIFIED	SACRAMENTO	SFP - New Constr.	Consent 30
SAN JUAN UNIFIED	SACRAMENTO	SFP - New Constr.	Consent 33
SAN JUAN UNIFIED	SACRAMENTO	SFP - New Constr.	Consent 48
SAN LEANDRO UNIFIED	ALAMEDA	SFP - New Constr.	Consent 33
SAN LEANDRO UNIFIED	ALAMEDA	SFP - Mod.	Consent 33
SAN LEANDRO UNIFIED	ALAMEDA	SFP - Mod.	Consent 48
SAN LEANDRO UNIFIED	ALAMEDA	SFP - Mod.	Consent 48
SAN LUIS COASTAL UNIFIED	SAN LUIS OBISPO	SFP - Mod.	Consent 48
SANTA CLARA UNIFIED	SANTA CLARA	SFP - New Constr.	Consent 33
SANTA CLARA UNIFIED	SANTA CLARA	SFP - New Constr.	Consent 48
SANTA CLARA UNIFIED	SANTA CLARA	SFP - New Constr.	Consent 48
SANTA CRUZ CITY HIGH	SANTA CRUZ	SFP - Mod.	Consent 33
SANTA CRUZ COUNTY OFFICE OF EDUC.	SANTA CRUZ	SFP - New Constr.	Consent 33
SEMITROPIC ELEMENTARY	KERN	SFP - New Constr.	Consent 33
SEQUOIA UNION ELEMENTARY	TULARE	SFP - Mod.	Consent 48
SIERRA SANDS UNIFIED	KERN	SFP - New Constr.	Consent 33
SIERRA SANDS UNIFIED	KERN	SFP - Mod.	Consent 33
SOLEDAD UNIFIED	MONTEREY	FDK - New Constr.	Consent 84
SONORA ELEMENTARY	TUOLUMNE	SFP - New Constr.	Consent 33
TURLOCK UNIFIED	STANISLAUS	SFP - New Constr.	Consent 33
TURLOCK UNIFIED	STANISLAUS	SFP - New Constr.	Consent 48
VAL VERDE UNIFIED	RIVERSIDE	SFP - Mod.	Consent 30
VAL VERDE UNIFIED	RIVERSIDE	SFP - Mod.	Consent 33

October 23, 2024

# Agenda

School District	County	Category	Page No.
VAL VERDE UNIFIED	RIVERSIDE	SFP - Mod.	Consent 48
VICTOR VALLEY UNION HIGH	SAN BERNARDINO	SFP - Mod.	Consent 30
VICTOR VALLEY UNION HIGH	SAN BERNARDINO	SFP - Mod.	Consent 48
VINELAND ELEMENTARY	KERN	FDK - New Constr.	Consent 86
WOODLAND JOINT UNIFIED	YOLO	SFP - New Constr.	Consent 33
WOODLAND JOINT UNIFIED	YOLO	SFP - New Constr.	Consent 48

# OPSC PROGRAM CODES

## SCHOOL FACILITY PROGRAM (SFP)

- 50 – NEW CONSTRUCTION
- 51 – FACILITY HARDSHIP NEW CONSTRUCTION
- 52 – SFP JOINT-USE
- 53 – CRITICALLY OVERCROWDED SCHOOLS
- 54 – CHARTER SCHOOL FACILITIES PROGRAM
- 55 – CAREER TECH NEW CONSTRUCTION
- 56 – OVERCROWDING RELIEF GRANT PROGRAM
- 57 – MODERNIZATION
- 58 – FACILITY HARDSHIP MODERNIZATION
- 59 – CAREER TECH MODERNIZATION

## OTHER PROGRAMS

- 25 – STATE RELOCATABLE CLASSROOM PROGRAM
- 34 – AIR CONDITIONING AND/OR INSULATION PROGRAM
- 40 – DEFERRED MAINTENANCE PROGRAM
- 61 – EMERGENCY REPAIR PROGRAM
- 64 -- MISCELLANEOUS LEGISLATION
- 70 – CALIFORNIA PRESCHOOL, TRANSITIONAL KINDERGARTEN AND  
FULL-DAY KINDERGARTEN FACILITIES GRANT PROGRAM  
NEW CONSTRUCTION
- 71 – CALIFORNIA PRESCHOOL, TRANSITIONAL KINDERGARTEN AND  
FULL-DAY KINDERGARTEN FACILITIES GRANT PROGRAM  
RETROFIT



# Minutes

# MINUTES

## State Allocation Board

### September 25, 2024

Upon notice duly given, the meeting of the State Allocation Board (SAB) was held at the East End Complex, located at 1500 Capitol Avenue, in the Auditorium, in Sacramento, California on September 25, 2024 at 3:00 p.m.

Mr. Chris Ferguson, the SAB Chair, announced that this meeting was being held in person for anyone who would like to provide public comment in person. This meeting was also conducted by way of Zoom meeting for members of the public participating remotely. The meeting was physically webcast from the East End Complex, located at 1500 Capitol Avenue, in the Auditorium, in Sacramento.

Members of the SAB were present in order to establish a quorum for the meeting as follows:

- Chris Ferguson, Program Budget Manager, Education Unit, Department of Finance (DOF), designated representative for Joe Stephenshaw, Director, DOF
- Ana Lasso, Director, Department of General Services
- Juan Mireles, Director, School Facilities and Transportation Services Division, California Department of Education, designated representative for Tony Thurmond, Superintendent of Public Instruction
- Jeremy Smith, Governor's appointee
- Senator Josh Newman
- Assembly Member Al Muratsuchi (remote participation)
- Assembly Member Laurie Davies
- Assembly Member David Alvarez (remote participation)

Members of the SAB absent were as follows:

- Senator Scott Wilk
- Senator John Laird

Representative of the State Allocation Board/Office of Public School Construction (OPSC), was as follows:

- Rebecca Kirk, Executive Officer

Representatives of the Department of General Services, OPSC, were as follows:

- Rebecca Kirk, Executive Officer
- Michael Watanabe, Deputy Executive Officer

Representative of the Department of General Services, Office of Legal Services, was as follows:

- Ephraim Egan, Staff Counsel

With a quorum present, Mr. Ferguson, Chair, called the meeting to order at 3:04 p.m.

**PRIOR MINUTES**

A motion was made, and seconded, to approve the June 26, 2024 meeting Minutes. The Chair called for a roll-call vote and the motion carried per the following votes:

<b>MEMBER</b>	<b>AYE</b>	<b>NAY</b>	<b>ABSTAIN</b>	<b>ABSENT</b>
<b>Senator Wilk</b>				X
<b>Senator Laird</b>				X
<b>Senator Newman</b>	X			
<b>Assembly Member Muratsuchi</b>	X			
<b>Assembly Member Davies</b>	X			
<b>Assembly Member Alvarez</b>			X	
<b>Juan Mireles</b>	X			
<b>Jeremy Smith</b>	X			
<b>Ana Lasso</b>	X			
<b>Chris Ferguson</b>	X			
<b>Total</b>	<b>7</b>		<b>1</b>	<b>2</b>

**Motion:**

Carried  X

Failed      

**EXECUTIVE OFFICER’S STATEMENT**

The Executive Officer informed the SAB of the following:

**Statewide School Facilities Bond Updates**

On July 3, 2024, Assembly Bill 247 (Chapter 81, Statutes of 2024, Muratsuchi) was chaptered to place a statewide school facilities bond bill on the November 2024 ballot. The measure has qualified as Proposition 2 on the ballot. If passed by voters, the measure would, in part:

- Provide \$10 billion to construct and modernize education facilities, of which \$8.5 billion would be set aside for elementary and secondary educational facilities.
- Grandfather applications submitted on or before October 30, 2024.
- Require submission of a five-year school facilities master plan as a condition of participating in the School Facility Program (SFP).
- Establish a points-based determination and sliding scale for the required state and local match for SFP projects.
- Authorize additional funding under the SFP for the replacement of school buildings that are at least 75 years old.
- Provide assistance to small school districts and school facilities located on military installations.
- Provide funding for the testing and remediation of lead in water fountains and faucets on school sites.
- Establish several new supplemental grants and authorize the SAB to provide interim housing assistance following specified natural disasters.
- Increase the maximum level of bond capacity allowable for a school district to be eligible for financial hardship funding from \$5 million to \$15 million, and provide an annual inflation adjustment to this amount.

If the bond measure is passed by voters, OPSC will present an item at the December SAB meeting regarding initial implementation.

**EXECUTIVE OFFICER’S STATEMENT** (cont.)

**California Preschool, Transitional Kindergarten and Full-Day Kindergarten Facilities Grant Program (Program)**

Regulations previously approved by the SAB to extend the Program’s Fund Release Timeline will go into effect on October 1, 2024. This allows for extended fund release and project completion deadlines to be applied to applications Apportioned in the third funding round that were received from April 1, 2022 through April 30, 2022, and to applications Apportioned in the fourth funding round that were received from February 1, 2023 through March 2, 2023. These extended deadlines also apply to future funding rounds.

**Next Meetings**

The next meeting has been scheduled for Wednesday, October 23, 2024.

Additionally, the last meeting of the year is scheduled for Tuesday, December 3, 2024.

The time and location of the meetings will be determined and announced at a later date.

**CONSENT ITEMS**

A motion was made, and seconded, to approve the Consent calendar as presented. The Chair called for a roll-call vote and the motion carried per the following votes:

<b>MEMBER</b>	<b>AYE</b>	<b>NAY</b>	<b>ABSTAIN</b>	<b>ABSENT</b>
<b>Senator Wilk</b>				X
<b>Senator Laird</b>				X
<b>Senator Newman</b>	X			
<b>Assembly Member Muratsuchi</b>	X			
<b>Assembly Member Davies</b>	X			
<b>Assembly Member Alvarez</b>	X			
<b>Juan Mireles</b>	X			
<b>Jeremy Smith</b>	X			
<b>Ana Lasso</b>	X			
<b>Chris Ferguson</b>	X			
<b>Total</b>	8			2

**Motion:**

Carried  X

Failed    

**FINANCIAL REPORTS**

The SAB accepted the Financial Reports as presented.

**APPEAL ITEMS**

**Rockford Elementary/Tulare 57/72090-00-002**

A motion was made, and seconded, to approve Option #1, which reinstated the original Apportionment as approved by the SAB on August 23, 2023, and required the District to submit a valid *Fund Release Authorization* (Form SAB 50-05) within 365 days of the reinstated Apportionment (September 25, 2025). The Chair called for a roll-call vote and the motion carried per the following votes:

MEMBER	AYE	NAY	ABSTAIN	ABSENT
Senator Wilk				X
Senator Laird				X
Senator Newman	X			
Assembly Member Muratsuchi	X			
Assembly Member Davies	X			
Assembly Member Alvarez	X			
Juan Mireles	X			
Jeremy Smith	X			
Ana Lasso	X			
Chris Ferguson			X	
<b>Total</b>	<b>7</b>		<b>1</b>	<b>2</b>

**Motion:**

Carried  X   
 Failed     

**Vista Unified/San Diego 55/68452-00-005**

A motion was made, and seconded, to approve the District’s appeal request to reinstate the Apportionment for a Career Technical Education Facilities Program project at Rancho Buena Vista High School. The Chair called for a roll-call vote and the motion carried per the following votes:

MEMBER	AYE	NAY	ABSTAIN	ABSENT
Senator Wilk				X
Senator Laird				X
Senator Newman	X			
Assembly Member Muratsuchi	X			
Assembly Member Davies	X			
Assembly Member Alvarez	X			
Juan Mireles	X			
Jeremy Smith	X			
Ana Lasso	X			
Chris Ferguson	X			
<b>Total</b>	<b>8</b>			<b>2</b>

**Motion:**

Carried  X   
 Failed

**APPEAL ITEMS** (cont.)

***School District Appeal Requests***

- **Central Union ESD/Kings**                      **57/63883-00-002**
- **Oceanside USD/San Diego**                **57/73569-00-016 and 57/73569-00-017**
- **San Diego USD/San Diego**                **57/68338-00-292 and 57/68338-00-293**
- **Sierra Sands USD/Kern**                    **57/73742-00-011**
- **Travis USD/Solano**                         **57/70565-00-008**

A motion was made, and seconded, to approve accelerated processing and Apportionments to benefit California schools on military installations for the above projects. The Chair called for a roll-call vote and the motion carried per the following votes:

<b>MEMBER</b>	<b>AYE</b>	<b>NAY</b>	<b>ABSTAIN</b>	<b>ABSENT</b>
<b>Senator Wilk</b>				X
<b>Senator Laird</b>				X
<b>Senator Newman</b>	X			
<b>Assembly Member Muratsuchi</b>	X			
<b>Assembly Member Davies</b>	X			
<b>Assembly Member Alvarez</b>	X			
<b>Juan Mireles</b>	X			
<b>Jeremy Smith</b>	X			
<b>Ana Lasso</b>	X			
<b>Chris Ferguson</b>	X			
<b>Total</b>	<b>8</b>			<b>2</b>

**Motion:**

Carried   X    
 Failed       

**ACTION ITEMS**

**Priority Funding School Construction Apportionments**

A motion was made, and seconded, to approve priority School Facility Program funding Apportionments totaling approximately \$52.2 million for the projects that submitted a valid certification. The Chair called for a roll call vote and the motion carried per the following votes:

<b>MEMBER</b>	<b>AYE</b>	<b>NAY</b>	<b>ABSTAIN</b>	<b>ABSENT</b>
<b>Senator Wilk</b>				X
<b>Senator Laird</b>				X
<b>Senator Newman</b>	X			
<b>Assembly Member Muratsuchi</b>	X			
<b>Assembly Member Davies</b>	X			
<b>Assembly Member Alvarez</b>	X			
<b>Juan Mireles</b>	X			
<b>Jeremy Smith</b>	X			
<b>Ana Lasso</b>	X			
<b>Chris Ferguson</b>	X			
<b>Total</b>	<b>8</b>			<b>2</b>

**Motion:**

Carried   X    
 Failed

**ACTION ITEMS** (cont.)

**Proposed Emergency Regulatory Amendments for the School Facility Program**

A motion was made, and seconded, to adopt the proposed regulatory amendments and authorize the Executive Officer to file the proposed regulatory amendments with the Office of Administrative Law on an emergency basis and make the regulations permanent. The Chair called for a roll call vote and the motion carried per the following vote:

MEMBER	AYE	NAY	ABSTAIN	ABSENT
Senator Wilk				X
Senator Laird				X
Senator Newman	X			
Assembly Member Muratsuchi	X			
Assembly Member Davies	X			
Assembly Member Alvarez	X			
Juan Mireles	X			
Jeremy Smith	X			
Ana Lasso	X			
Chris Ferguson	X			
<b>Total</b>	8			2

**Motion:**

Carried  X   
 Failed      

**CLOSED SESSION**

At 3:13 p.m. and in accordance with Government Code Section 11126(e)(1) and (e)(2)(A), the SAB convened into closed session for the purpose of conferring with and receiving advice from counsel regarding pending litigation entitled California School Finance Authority, et. al., v. Today's Fresh Start Inc., et. al., Los Angeles County Superior Court case number 23STCP03750.

Upon conclusion of the closed session, the SAB reconvened into open session at 4:02 p.m. and the Chair stated that the SAB provided direction to the Executive Officer regarding the pending litigation.

**REPORTS, DISCUSSION ITEMS, AND INFORMATION ITEMS**

The SAB acknowledged the following reports:

- ***State Allocation Board Three-Month Projected Workload***
- ***State Allocation Board Meeting Dates for the 2024 Calendar Year***
- ***School Facility Program Unfunded List as of June 26, 2024***
- ***School Facility Program Workload List of Applications Received Through August 31, 2024***
- ***School Facility Program Applications Received Beyond Bond Authority List as of August 31, 2024***
- ***Facility Hardship/Rehabilitation Approvals Without Funding as of June 26, 2024***

**ADJOURNMENT**

There being no further business to come before the SAB, the Chair adjourned the meeting at 4:41 p.m.

A handwritten signature in blue ink that reads "Rebecca Kiri". The signature is written in a cursive, flowing style.



# ATTACHMENT A

Approved Consent Items on 09/25/2024

<b>Program</b>	<b>Application No.</b>	<b>School District</b>	<b>County Name</b>
SFP – New Constr..	50/66761-00-000	ACKERMAN CHARTER (FORMERLY ACKERMAN E.S.)	PLACER
FDK – New Constr.	70/65961-00-017	ALISAL UNION	MONTEREY
SFP – New Constr.	50/65961-00-012	ALISAL UNION	MONTEREY
SFP – Mod.	57/69856-00-004	ANDERSON UNION HIGH	SHASTA
SFP – Mod.	57/69856-00-000	ANDERSON UNION HIGH	SHASTA
SFP – Mod.	57/68700-00-000	ATASCADERO UNIFIED	SAN LUIS OBISPO
SFP – Mod.	57/68700-00-012	ATASCADERO UNIFIED	SAN LUIS OBISPO
SFP – New Constr.	50/63321-00-042	BAKERSFIELD CITY ELEMENTARY	KERN
SFP – New Constr.	50/63321-00-041	BAKERSFIELD CITY ELEMENTARY	KERN
SFP – Mod.	57/63321-00-019	BAKERSFIELD CITY ELEMENTARY	KERN
SFP – Mod.	57/63321-00-018	BAKERSFIELD CITY ELEMENTARY	KERN
FDK - Retrofit	71/64295-00-001	BASSETT UNIFIED	LOS ANGELES
SFP – New Constr.	50/66993-00-021	BEAUMONT UNIFIED	RIVERSIDE
SFP – New Constr.	50/66993-00-022	BEAUMONT UNIFIED	RIVERSIDE
SFP – New Constr.	50/66993-00-000	BEAUMONT UNIFIED	RIVERSIDE
SFP – New Constr.	50/69138-00-000	BUELLTON UNION ELEMENTARY	SANTA BARBARA
FDK - New Constr.	70/66456-00-001	BUENA PARK ELEMENTARY	ORANGE
SFP – Mod.	57/61150-00-000	CASTRO VALLEY UNIFIED	ALAMEDA

# ATTACHMENT A

Approved Consent Items on 09/25/2024

<b>Program</b>	<b>Application No.</b>	<b>School District</b>	<b>County Name</b>
FDK - New Constr.	70/71043-00-004	CERES UNIFIED	STANISLAUS
SFP - Mod.	57/61424-00-011	CHICO UNIFIED	BUTTE
SFP – New Constr.	50/61424-00-013	CHICO UNIFIED	BUTTE
SFP – Mod.	57/67678-00-000	CHINO VALLEY UNIFIED	SAN BERNARDINO
SFP – Mod.	57/67678-00-035	CHINO VALLEY UNIFIED	SAN BERNARDINO
SFP – Mod.	57/67678-00-034	CHINO VALLEY UNIFIED	SAN BERNARDINO
SFP - Mod.	57/70656-00-003	CLOVERDALE UNIFIED	SONOMA
SFP - Mod.	57/70656-00-000	CLOVERDALE UNIFIED	SONOMA
SFP – Mod.	57/62117-00-065	CLOVIS UNIFIED	FRESNO
SFP – Mod.	57/62117-00-000	CLOVIS UNIFIED	FRESNO
SFP - Mod.	57/73882-00-000	COTATI-ROHNERT PARK UNIFIED	SONOMA
FDK - New Constr.	70/63404-00-010	DELANO UNION ELEMENTARY	KERN
SFP - Mod.	58/70227-00-001	DELPHIC ELEMENTARY	SISKIYOU
SFP – Mod.	57/67058-00-024	DESERT SANDS UNIFIED	RIVERSIDE
SFP – New Constr.	50/64451-00-000	DOWNEY UNIFIED	LOS ANGELES
SFP – New Constr.	50/64451-00-023	DOWNEY UNIFIED	LOS ANGELES
SFP – New Constr.	50/64451-00-021	DOWNEY UNIFIED	LOS ANGELES
FDK - New Constr.	70/71894-00-002	DUCOR UNION ELEMENTARY	TULARE

# ATTACHMENT A

Approved Consent Items on 09/25/2024

<b>Program</b>	<b>Application No.</b>	<b>School District</b>	<b>County Name</b>
SFP - Mod.	57/69427-00-041	EAST SIDE UNION HIGH	SANTA CLARA
SFP - Mod.	57/69427-00-000	EAST SIDE UNION HIGH	SANTA CLARA
SFP – New Constr.	50/67314-00-000	ELK GROVE UNIFIED	SACRAMENTO
SFP – New Constr.	50/67314-00-050	ELK GROVE UNIFIED	SACRAMENTO
SFP – Mod.	58/75515-00-002	EUREKA CITY SCHOOLS	HUMBOLDT
FDK - New Constr.	70/75515-00-002	EUREKA CITY SCHOOLS	HUMBOLDT
SFP – Mod.	57/67710-00-000	FONTANA UNIFIED	SAN BERNARDINO
SFP – Mod.	57/67710-00-027	FONTANA UNIFIED	SAN BERNARDINO
SFP - Mod.	57/62158-00-005	FOWLER UNIFIED	FRESNO
SFP – Mod.	57/62158-00-000	FOWLER UNIFIED	FRESNO
SFP - New Constr.	50/62166-10-000	FRESNO UNIFIED	FRESNO
SFP – New Constr.	50/62166-10-001	FRESNO UNIFIED	FRESNO
SFP – New Constr.	50/62166-08-000	FRESNO UNIFIED	FRESNO
FDK – New Constr.	70/62836-00-001	GARFIELD ELEMENTARY	HUMBOLDT
SFP - New Constr.	50/66027-00-000	GRAVES ELEMENTARY	MONTEREY
SFP - New Constr.	50/69757-00-000	HAPPY VALLEY ELEMENTARY	SANTA CRUZ
FDK - New Constr.	70/70011-00-002	HAPPY VALLEY UNION ELEMENTARY	SHASTA
SFP – New Constr.	50/65698-00-000	HILMAR UNIFIED	MERCED

# ATTACHMENT A

Approved Consent Items on 09/25/2024

<b>Program</b>	<b>Application No.</b>	<b>School District</b>	<b>County Name</b>
SFP – New Constr.	50/65698-00-005	HILMAR UNIFIED	MERCED
SFP - New Constr.	50/67470-00-005	HOLLISTER ELEMENTARY	SAN BENITO
SFP - New Constr.	50/67470-00-000	HOLLISTER ELEMENTARY	SAN BENITO
FDK - New Constr.	70/63149-00-001	HOLTVILLE UNIFIED	IMPERIAL
SFP - Mod.	57/66530-00-000	HUNTINGTON BEACH CITY ELEMENTARY	ORANGE
SFP – Mod.	57/73650-00-000	IRVINE UNIFIED	ORANGE
SFP – New Constr.	50/63529-00-016	KERN HIGH	KERN
FDK - Retrofit	71/66050-00-001	KING CITY UNION	MONTEREY
FDK – New Constr.	70/66050-00-001	KING CITY UNION	MONTEREY
SFP - New Constr.	50/62265-00-000	KINGS CANYON JOINT UNIFIED	FRESNO
FDK - New Constr.	70/64667-00-001	LANCASTER ELEMENTARY	LOS ANGELES
FDK – New Constr.	70/65722-00-002	LE GRAND UNION ELEMENTARY	MERCED
Continued Use	91/75218-00-000	LEGGETT VALLEY UNIFIED	MENDOCINO
SFP – New Constr.	50/61721-00-008	LIBERTY UNION HIGH	CONTRA COSTA
SFP – New Constr.	50/61721-00-000	LIBERTY UNION HIGH	CONTRA COSTA
SFP - New Constr.	50/61200-00-000	LIVERMORE VALLEY JOINT UNIFIED	ALAMEDA
SFP – Mod.	57/68585-00-019	LODI UNIFIED	SAN JOAQUIN
SFP – Mod.	57/68585-00-000	LODI UNIFIED	SAN JOAQUIN

# ATTACHMENT A

Approved Consent Items on 09/25/2024

<b>Program</b>	<b>Application No.</b>	<b>School District</b>	<b>County Name</b>
SFP – Mod.	57/69229-00-000	LOMPOC UNIFIED	SANTA BARBARA
SFP – New Constr.	50/69229-00-000	LOMPOC UNIFIED	SANTA BARBARA
SFP - Mod.	57/64725-00-047	LONG BEACH UNIFIED	LOS ANGELES
SFP – Mod.	57/64725-00-046	LONG BEACH UNIFIED	LOS ANGELES
SFP - Mod.	57/64733-00-734	LOS ANGELES UNIFIED	LOS ANGELES
SFP - Mod.	57/64733-00-735	LOS ANGELES UNIFIED	LOS ANGELES
SFP – Mod.	57/64733-00-733	LOS ANGELES UNIFIED	LOS ANGELES
SFP - Mod.	57/64733-00-000	LOS ANGELES UNIFIED	LOS ANGELES
SFP - Mod.	57/64733-05-000	LOS ANGELES UNIFIED	LOS ANGELES
SFP – Mod.	57/64733-17-000	LOS ANGELES UNIFIED	LOS ANGELES
SFP – Mod.	57/64733-20-000	LOS ANGELES UNIFIED	LOS ANGELES
SFP – Mod.	57/64733-22-000	LOS ANGELES UNIFIED	LOS ANGELES
SFP – New Constr.	50/65755-00-015	LOS BANOS UNIFIED	MERCED
SFP - Mod.	57/64766-00-000	LOWELL JOINT ELEMENTARY	LOS ANGELES
SFP – Mod.	57/68759-00-019	LUCIA MAR UNIFIED	SAN LUIS OBISPO
FDK - New Constr.	70/65243-00-001	MADERA UNIFIED	MADERA
SFP – Mod.	57/75333-00-013	MANHATTAN BEACH UNIFIED	LOS ANGELES
SFP - New Constr.	50/72736-00-033	MARYSVILLE JOINT UNIFIED	YUBA

# ATTACHMENT A

Approved Consent Items on 09/25/2024

<b>Program</b>	<b>Application No.</b>	<b>School District</b>	<b>County Name</b>
SFP – New Constr.	50/72736-00-000	MARYSVILLE JOINT UNIFIED	YUBA
SFP – New Constr.	50/72736-00-032	MARYSVILLE JOINT UNIFIED	YUBA
SFP - Mod.	57/63180-00-000	MCCABE UNION ELEMENTARY	IMPERIAL
SFP – Mod.	57/75127-00-007	MENDOTA UNIFIED	FRESNO
SFP – Mod.	57/75127-00-000	MENDOTA UNIFIED	FRESNO
SFP – New Constr.	50/75127-00-000	MENDOTA UNIFIED	FRESNO
SFP - Mod.	57/69609-00-000	MOUNTAIN VIEW-LOS ALTOS UNION HIGH	SANTA CLARA
SFP – New Constr.	50/69609-00-000	MOUNTAIN VIEW-LOS ALTOS UNION HIGH	SANTA CLARA
SFP – New Constr.	50/69609-01-001	MOUNTAIN VIEW-LOS ALTOS UNION HIGH	SANTA CLARA
SFP – New Constr.	50/69609-01-000	MOUNTAIN VIEW-LOS ALTOS UNION HIGH	SANTA CLARA
SFP – New Constr.	57/69609-02-000	MOUNTAIN VIEW-LOS ALTOS UNION HIGH	SANTA CLARA
SFP - Mod.	57/69609-00-006	MOUNTAIN VIEW-LOS ALTOS UNION HIGH	SANTA CLARA
SFP - New Constr.	50/69609-02-001	MOUNTAIN VIEW-LOS ALTOS UNION HIGH	SANTA CLARA
Unused Sites	92/66340-00-000	NEVADA CITY	NEVADA
SFP - Mod.	57/66597-00-000	NEWPORT-MESA UNIFIED	ORANGE
SFP – Mod.	57/73569-00-000	OCEANSIDE UNIFIED	SAN DIEGO
FDK - New Constr.	70/72538-00-010	OXNARD ELEMENTARY	VENTURA
SFP - Mod.	57/68932-00-000	PACIFICA	SAN MATEO

# ATTACHMENT A

Approved Consent Items on 09/25/2024

<b>Program</b>	<b>Application No.</b>	<b>School District</b>	<b>County Name</b>
SFP - New Constr.	51/67173-00-003	PALM SPRINGS UNIFIED	RIVERSIDE
SFP - Mod.	57/69641-00-000	PALO ALTO UNIFIED	SANTA CLARA
SFP - New Constr.	50/63362-00-000	PANAMA-BUENA VISTA UNION	KERN
SFP - New Constr.	50/63362-00-043	PANAMA-BUENA VISTA UNION	KERN
SFP - New Constr.	50/70870-00-000	PINER-OLIVET UNION ELEMENTARY	SONOMA
SFP - Mod.	57/61788-00-011	PITTSBURG UNIFIED	CONTRA COSTA
SFP - New Constr.	50/61788-00-000	PITTSBURG UNIFIED	CONTRA COSTA
SFP - Mod.	57/61788-00-000	PITTSBURG UNIFIED	CONTRA COSTA
SFP - New Constr.	50/66894-00-000	PLACER UNION HIGH	PLACER
SFP - New Constr.	50/66894-02-001	PLACER UNION HIGH	PLACER
SFP - New Constr.	50/75101-00-000	PLEASANTON UNIFIED	ALAMEDA
SFP - New Constr.	50/75101-01-000	PLEASANTON UNIFIED	ALAMEDA
SFP - New Constr.	50/75101-02-000	PLEASANTON UNIFIED	ALAMEDA
SFP - Mod.	57/75101-00-000	PLEASANTON UNIFIED	ALAMEDA
SFP - New Constr.	50/75101-01-001	PLEASANTON UNIFIED	ALAMEDA
SFP - Mod.	57/75101-00-018	PLEASANTON UNIFIED	ALAMEDA
SFP - Mod.	57/64907-00-000	POMONA UNIFIED	LOS ANGELES
SFP - New Constr.	50/71621-00-000	RED BLUFF UNION ELEMENTARY	TEHAMA

# ATTACHMENT A

Approved Consent Items on 09/25/2024

<b>Program</b>	<b>Application No.</b>	<b>School District</b>	<b>County Name</b>
SFP - New Constr.	50/67843-00-000	REDLANDS UNIFIED	SAN BERNARDINO
SFP - New Constr.	50/67843-00-010	REDLANDS UNIFIED	SAN BERNARDINO
SFP - Mod.	57/67843-00-000	REDLANDS UNIFIED	SAN BERNARDINO
FDK - New Constr.	70/73932-00-004	REEF-SUNSET UNIFIED	KINGS
SFP - New Constr.	50/71233-00-000	ROBERTS FERRY UNION ELEMENTARY	STANISLAUS
SFP - Mod.	57/72090-00-000	ROCKFORD ELEMENTARY	TULARE
SFP - Mod.	57/71266-00-000	SALIDA UNION	STANISLAUS
SFP - Mod.	57/71266-00-004	SALIDA UNION	STANISLAUS
SFP - Mod.	57/71266-00-002	SALIDA UNION	STANISLAUS
SFP - Mod.	57/66175-00-000	SAN ARDO UNION ELEMENTARY	MONTEREY
SFP - Mod.	57/66175-00-001	SAN ARDO UNION ELEMENTARY	MONTEREY
SFP - Charter	54/68338-00-007	SAN DIEGO UNIFIED	SAN DIEGO
SFP - Mod.	57/65458-00-000	SAN RAFAEL CITY ELEMENTARY	MARIN
SFP - New Constr.	50/61804-03-000	SAN RAMON VALLEY UNIFIED	CONTRA COSTA
SFP - New Constr.	50/61804-03-002	SAN RAMON VALLEY UNIFIED	CONTRA COSTA
SFP - New Constr.	50/62414-00-029	SANGER UNIFIED	FRESNO
SFP - New Constr.	50/62414-00-030	SANGER UNIFIED	FRESNO
SFP - New Constr.	50/62414-00-031	SANGER UNIFIED	FRESNO



# ATTACHMENT A

Approved Consent Items on 09/25/2024

<b>Program</b>	<b>Application No.</b>	<b>School District</b>	<b>County Name</b>
SFP - New Constr.	50/62414-00-000	SANGER UNIFIED	FRESNO
SFP - Mod.	57/62414-00-000	SANGER UNIFIED	FRESNO
Unused Sites	92/66670-00-000	SANTA ANA UNIFIED	ORANGE
SFP – Mod.	57/64980-00-023	SANTA MONICA-MAILBU UNIFIED	LOS ANGELES
SFP – Mod.	58/64188-00-001	SHAFFER UNION	LASSEN
SFP - Mod.	57/70136-00-000	SHASTA UNION HIGH	SHASTA
SFP - Mod.	57/70136-00-006	SHASTA UNION HIGH	SHASTA
SFP - Mod.	57/72603-00-036	SIMI VALLEY UNIFIED	VENTURA
SFP - Mod.	57/65029-00-000	SOUTH PASADENA UNIFIED	LOS ANGELES
SFP - Mod.	57/65896-00-000	SURPRISE VALLEY JOINT UNIFIED	MODOC
SFP - New Constr.	50/75192-01-001	TEMECULA VALLEY UNIFIED	RIVERSIDE
SFP – Mod.	57/70573-00-017	VACAVILLE UNIFIED	SOLANO
SFP – New Constr.	50/70573-00-000	VACAVILLE UNIFIED	SOLANO
SFP – Mod.	57/70573-00-000	VACAVILLE UNIFIED	SOLANO
SFP - Mod.	57/75242-00-007	VAL VERDE UNIFIED	RIVERSIDE
SFP - Mod.	57/75242-00-018	VAL VERDE UNIFIED	RIVERSIDE
SFP - Mod.	57/75242-00-006	VAL VERDE UNIFIED	RIVERSIDE
SFP - Mod.	57/75242-00-004	VAL VERDE UNIFIED	RIVERSIDE

# ATTACHMENT A

Approved Consent Items on 09/25/2024

<b>Program</b>	<b>Application No.</b>	<b>School District</b>	<b>County Name</b>
SFP - Mod.	57/75242-00-000	VAL VERDE UNIFIED	RIVERSIDE
SFP – Mod.	57/72256-00-000	VISALIA UNIFIED	TULARE
SFP – New Constr.	50/72256-00-000	VISALIA UNIFIED	TULARE
SFP – Mod.	57/72256-00-033	VISALIA UNIFIED	TULARE
SFP – New Constr.	50/72256-00-032	VISALIA UNIFIED	TULARE
SFP – New Constr.	50/73460-00-013	WALNUT VALLEY UNIFIED	LOS ANGELES
SFP – New Constr.	50/72694-00-012	WASHINGTON UNIFIED	YOLO
FDK - New Constr.	70/70482-00-001	WEED UNION ELEMENTARY	SISKIYOU
SFP – Mod.	58/70482-00-001	WEED UNION ELEMENTARY	SISKIYOU
SFP - Mod.	57/72769-00-000	WHEATLAND UNION HIGH	YUBA
SFP - Mod.	57/72769-00-003	WHEATLAND UNION HIGH	YUBA
FDK - New Constr.	70/65151-00-002	WILSONA	LOS ANGELES

# Executive Officer Statement

EXECUTIVE OFFICER STATEMENT  
State Allocation Board Meeting, October 23, 2024

**UPCOMING PRIORITY FUNDING ROUND 28**

The 28<sup>th</sup> Priority Funding Filing Round opens on November 13, 2024 and closes at the end of the day on December 12, 2024. Applicants are encouraged to submit Priority Funding requests electronically through OPSC Online. All requests must be received by OPSC before the end of the day on December 12, 2024. These requests will be valid from January 1, 2025 through June 30, 2025.

**EMERGENCY REGULATORY AMENDMENTS FOR THE SCHOOL FACILITY PROGRAM/TIME LIMIT ON FUND RELEASE REGULATIONS**

At its meeting on September 25, 2024, the Board approved regulatory amendments that authorize the Board to provide up to 18 months for a school district to meet fund release requirements for projects pertaining to a school facility located on a military installation that is the recipient of a federal grant that requires a local matching share.

The regulatory amendments are currently in the process of submission to the Office of Administrative Law (OAL). Once OAL posts the notice of the filing, there will be an opportunity for public comment of five calendar days on its website.

**NEXT MEETING**

The last meeting of the year is scheduled for Tuesday, December 3, 2024. The time and location of the meeting will be determined and announced at a later date.

# Consent

State of California  
State Allocation Board

## SCHOOL FACILITY PROGRAM

This Resolution of the State Allocation Board (hereafter referred to as the “Board”) is applicable to the appropriate sections of the Education Code and is described and filed in the office of the Executive Officer and will be made available to all interested parties as the Resolution pertains to the documents attached hereto. Said documents were acted upon by the Board at its meeting on October 23, 2024.

WHEREAS, the Board has previously approved or determined to be approvable a number of projects for construction or modernization eligibility of facilities for school districts and is making apportionments and/or unfunded approvals for the grant amounts for projects that meet the Board’s criteria for the apportionment of grants pursuant to Education Code Sections 17072.10, 17078.52, 17078.70, 17079 or 17074.10 or Board Regulations 1859.81.1 or 1859.83;

WHEREAS, Treasury Regulations Section 1.150-2 require the State (on whose behalf the Board is acting) to declare its reasonable intent to provide grant funding to school districts, in accordance with Board policy and law, for costs of the projects with proceeds of State bonds.

NOW THEREFORE, BE IT RESOLVED:

1. This Resolution is adopted by the Board for the purposes of establishing compliance with Treasury Regulations Section 1.150-2 and this Resolution does not bind the Board to make any additional apportionment or bind the State to incur any indebtedness.
2. The Board anticipates that some or all of the school districts listed on the list of “Projects” referred to in this Resolution will pay certain capital expenditures in connection with some or all of the project’s cost prior to the issuance of bonds by the State to pay for the grants for the projects. The reimbursement of such costs is consistent with the State’s budgetary and financial circumstances, and in accordance with Board policy, as no other funds or accounts of the State have been budgeted or are available to pay the costs of the projects on either a short-term or a long-term basis.
3. The Board, acting on behalf of the State, hereby declares that it is the State’s official intent to use proceeds of general obligation bonds and/or General Fund proceeds that may become available for such purpose, consistent with the requirements of law that are in effect at the time the funds are available, to provide grants, in accordance with applicable, laws and regulations.
4. This Resolution shall be continuously available for inspection by the general public during normal business hours at the offices of the Board at 707 3<sup>rd</sup> Street, West Sacramento, California, commencing within one week after the date of enactment of this Resolution.
5. Any eligibility determination does not constitute a commitment of future funding by the Board.

I, the undersigned, duly authorized as the Executive Officer of the State Allocation Board, do hereby certify the foregoing to be true and correct, and that this Resolution was adopted at a meeting of said Board on October 23, 2024 at Sacramento, California.



Rebecca Kirk  
Executive Officer  
State Allocation Board

# FACILITY HARDSHIP / REHABILITATION PROGRAM

## SCHOOL DISTRICT DATA

School District: Colton Joint Unified  
Application Number: 51/67686-00-003  
Total District Enrollment: 18,912  
County: San Bernardino

School Name: Colton High  
Project Grade Level: 9-12  
Financial Hardship: No

## TYPE OF REQUEST

State Allocation Board (Board) approval for Apportionment for a School Facility Program (SFP) Seismic Mitigation Program (SMP) Replacement Project.

Total Project Cost: \$6,211,906.00  
Cost to the State: \$3,105,953.00

## DESCRIPTION

### DESCRIPTION OF HEALTH AND SAFETY THREAT

A report by KNA Structural Engineers, Inc. dated August 26, 2021, identifies structural deficiencies in the Multipurpose Building H, also identified as the Classroom, Assembly Hall Building, on the Colton High site. This building originally included classrooms and an Assembly Hall but was later reconfigured and expanded to convert the classroom area into kitchen facilities. The report identified that the wall anchorage for the concrete walls is not adequate to resist the out-of-plane load demand. Additional deficiencies include existing steel braced diaphragms, connections for shear transfer from roof diaphragms into concrete walls, concrete footings, and nonstructural components all lack sufficient strength and bearing to resist seismic forces. According to the report, these insufficiencies render the Multipurpose Building H at high risk of collapse in the event of seismic activity. The building qualifies for the SMP based on the qualifying criteria in Education Code Section 17075.10 and SFP Regulation Section 1859.82.2.

### SCOPE OF PROJECT

The scope of this project includes the replacement of the Multipurpose Building H with a new Multipurpose building elsewhere on the campus. This new multipurpose building includes square footage beyond the scope of this seismic application and funded solely by the District. Therefore, the grants provided in this application are limited to the replacement square footage eligible for SMP funding.

The southern portion (kitchen area) of the original building has been demolished and replaced with new culinary arts classrooms funded through SFP Career Technical Education Facilities Program Application Number 55/67686-00-001, and the northern portion (assembly hall area) of the building will be rehabilitated to serve as space for culinary arts program students to practice serving skills.

### STATUS OF SCHOOL SITE

The new MPR/ kitchen building was constructed in 2020 to 2022, opening in October of 2022. The new 17,650 sq ft. building includes: a 8,850 SF dining area, a 2,200 SF of serving area, an indoor stage, snack bar, staff lounge with dedicated restroom, a full prep kitchen with walk-in freezers and refrigerator, an outdoor stage that faces new colored concrete paved courtyard and seating below the solar shade shelters.

## QUALIFYING CRITERIA

### GOVERNMENT/STATE LEVEL CONCURRENCE

The Multipurpose Building H, also identified as the Classroom, Assembly Hall Building, has been classified as a Most Vulnerable Category 2 Building type as defined in SFP regulations and has met qualifying criteria of the SMP. The Division of the State Architect (DSA) has approved the District for Phase One (Eligibility Evaluation), Phase Two (Replacement Option Analysis and Design Criteria), and Phase 4 (Rehabilitation Project Review) as well as providing final plan approval for the new multipurpose building as well as the replacement of the kitchen area in the original building and the seismic rehabilitation of the assembly hall portion. These approvals enabled the District to apply for funding from the Board.

Staff Supports the District's Request: Yes

### SITE VISIT COMPLETED BY STAFF

Staff accepted detailed reports from industry specialists and DSA approval in lieu of a site visit.

### AUTHORITY

See Attachment A

### RECOMMENDATIONS

1. Approve the District's request for an Apportionment for Replacement funding for the replacement of the Multipurpose Building H, also identified as the Classroom, Assembly Hall Building, at the Colton High School site, pursuant to SFP Regulation Section 1859.82.2(b) as shown on Attachment B.
2. Provide that the District's Modernization eligibility will be reset for the Multipurpose Building H, also identified as the Classroom, Assembly Hall Building, to the date of Apportionment for this project.



**AUTHORITY**

**Seismic Mitigation Program – Replacement Projects**  
(as of August 31, 2020)

Education Code (EC) Section 17075.10(a) states:

A school district may apply for hardship assistance in cases of extraordinary circumstances. Extraordinary circumstances may include, but are not limited to, the need to repair, reconstruct, or replace the most vulnerable school facilities that are identified as a Category 2 building, as defined in the report submitted pursuant to Section 17317, determined by the department to pose an unacceptable risk of injury to its occupants in the event of a seismic event.

SFP Regulation Section 1859.82 states, “A school district may apply for Facility Hardship, including Seismic Mitigation, Program assistance in cases of extraordinary circumstances that have caused an imminent health and safety threat.”

SFP Regulation Section 1859.82.2 states that “A school district is eligible for funding to repair, reconstruct, or replace the Most Vulnerable Category 2 Buildings which were originally constructed to be used as School Facilities and pose an unacceptable risk of injury to its occupants in the event of seismic activity. Program eligibility is determined by the Division of the State Architect while determination of grant funding is determined by the Board based on the following criteria.

Notwithstanding Sections 1859.93 and 1859.93.1, all applications for the seismic mitigation of the Most Vulnerable Category 2 Buildings shall be funded in the order of receipt of an Approved Application for funding. Any grants provided for the purpose of this section shall be provided as a new construction project and allocated on a 50 percent state share basis.”

SFP Regulation Section 1859.82.2(a) states,

- (a) Seismic mitigation projects must meet all of the following requirements:
- (1) The construction contract was executed on or after May 20, 2006;
  - (2) The project funding provided shall be for the minimum work necessary to obtain DSA approval;
  - (3) The School Building is designed for occupancy by students and staff; and
  - (4) The DSA concurs with a report by a structural engineer, which identifies structural deficiencies that pose an unacceptable risk of injury to its occupants in a seismic event. The structural engineers report shall conform to the guidelines prepared by the DSA, in accordance with Education Code Section 17310.

If the unacceptable risk of injury is due to the presence of faulting, liquefaction or landslide, these hazards must be documented by a geological hazards report prepared by an engineering geologist in accordance with California Building Code, Part 2, Chapter 18, section 1803A and with concurrence of the California Geological Survey

ATTACHMENT A

SFP Regulation Section 1859.82.2(b) states in part, “To qualify for replacement funding for School Buildings, the district must submit an Approved Application for funding and either (1) or (2) below:

- (1) For School Buildings that are lost, destroyed, or unable to be repaired, ...
- (2) For School Buildings with interior square footage to be mitigated ....”

Facility	Elementary School Pupils	Middle School Pupils	High School Pupils
Multi-Purpose (includes food service)	5.3 sq. ft. per pupil minimum 4,000 sq. ft.	5.3 sq. ft. per pupil minimum 5,000 sq. ft.	6.3 sq. ft. per pupil minimum 8,200 sq. ft.
Toilet	3 sq. ft. per pupil minimum 300 sq. ft.	4 sq. ft. per pupil minimum 300 sq. ft.	5 sq. ft. per pupil minimum 300 sq. ft.
Gymnasium (includes shower/locker area)	N/A	12.9 sq. ft. per pupil minimum 6,828 sq. ft. maximum 16,000 sq. ft.	15.3 sq. ft. per pupil minimum 8,380 sq. ft. maximum 18,000 sq. ft.
School Administration	3 sq. ft. per pupil minimum 600 sq. ft.	3 sq. ft. per pupil minimum 600 sq. ft.	4 sq. ft. per pupil minimum 800 sq. ft.
Library/Media Center	2.3 sq. ft. per pupil plus 600 sq. ft., minimum 960 sq. ft.	3.3 sq. ft. per pupil plus 600 sq. ft. minimum 960 sq. ft.	4.3 sq. ft. per pupil plus 600 sq. ft. minimum 960 sq. ft.
Kindergarten Classrooms (including Transitional Kindergarten)	1,350 sq. ft. for each replacement classroom.	NA	NA
Classrooms (1 <sup>st</sup> -12 <sup>th</sup> grade)	960 sq. ft. for each replacement classroom	960 sq. ft. for each replacement classroom	960 sq. ft. for each replacement classroom
Computer instructional support area, Industrial and Technology/Education Laboratory	960 sq. ft. for each replacement classroom.	960 sq. ft. for each replacement classroom.	960 sq. ft. for each replacement classroom.
Laboratory Classrooms (including science and consumer home economics. (Does not include Industrial and Technology/Education Laboratory)	1,300 sq. ft. for each replacement classroom.	1,300 sq. ft. for each replacement classroom.	1,300 sq. ft. for each replacement classroom.

## ATTACHMENT A

Section 1859.61. Adjustments to the Modernization Baseline Eligibility.

(l) Adjusted upon Board receipt of the local school board resolution acknowledging that the buildings have been removed from K-12 classroom use, as follows:

(1) School Buildings and/or classrooms that receive replacement funding via the New Construction Grant or the Facility Hardship Square Footage Grant pursuant to Section 1859.82.1 or Section 1859.82.2.

(2) School Buildings and/or classrooms that were originally included in the district's baseline eligibility and were later demolished or removed from classroom use due to health and/or safety concerns that meet the requirements of Regulation Section 1859.82.1 or 1859.82.2 as verified by OPSC, except the district did not have the current enrollment to support the replacement and funding of those School Buildings and/or classrooms. Buildings and/or classrooms removed from K-12 classroom use that remain on the school site will be identified on a list published on OPSC's website.

For (l)(1) the building age shall be reset to the date of the Apportionment for the corresponding project. For (l)(2) the building shall be removed from the classroom inventory used to establish modernization eligibility at the site.

**ATTACHMENT B**

**SAB Meeting: October 23, 2024**

**Seismic Mitigation Replacement - Adjusted Grant**

**APPLICANT DATA**

<b>Applicant:</b> Colton Joint Unified	<b>PTN:</b> 67686 - 138
<b>Application No:</b> 51/67686-00-003	<b>County:</b> San Bernardino
<b>School Name:</b> Colton High	<b>Filing Basis:</b> District-wide

**HISTORY OF PROJECT FUNDING**

	<b>Fund Code</b>	<b>Proposition</b>	<b>Previously Authorized</b>	<b>Authorized This Action</b>	<b>State Apportionment This Action</b>
<u>State Share</u>					
<b>Seismic Mitigation Grant</b>	<b>001-2324</b>	<b>GF</b>	\$	\$ 3,105,953.00	\$ 3,105,953.00
<u>Applicant Share</u>					
<b>District Contribution</b>				3,105,953.00	
<b>Total</b>			\$ <u>0.00</u>	\$ <u>6,211,906.00</u>	\$ <u>3,105,953.00</u>

**Funding Source: General Funds FY 2023/2024**

<b>APPLICATION DATA</b>		<b>PROGRAM GRANT DATA</b>			
-------------------------	--	---------------------------	--	--	--

<b>Type of Project:</b> High School	<b>Facility Hardship Replacement Other</b>	\$ 2,123,800.00
	<b>Facility Hardship Replacement Toilets</b>	\$ 165,184.00
<b>Addition to Existing Site:</b> No	<b>Off Site</b>	\$ 118,136.00
<b>Recommended Acres:</b> 46.5	<b>Service Site Development</b>	\$ 645,080.00
<b>Existing Acres:</b> 40.11	<b>Utilities</b>	\$ 53,753.00
<b>Fac. Hardship Replacement Toilet (sq. ft.):</b> 356.00	<b>Total State Share (50%)</b>	<u>3,105,953.00</u>
	<b>Applicant Share (50%)</b>	3,105,953.00
<b>Fac. Hardship Replacement Other (sq.ft.):</b> 8,200.00	<b>Total Project Cost</b>	\$ <u>6,211,906.00</u>

**STIPULATED TERMS & NEXT STEPS**

A valid Fund Release Authorization (Form SAB 50-05) must be signed by the designated District Representative and must be received by the Office of Public School Construction prior to 11:59 p.m. within 180 calendar days of SAB approval of the Apportionment for this project. The form may be submitted electronically via OPSC Online or via email to OPSCApplicationReviewTeam@dgs.ca.gov.

The Applicant shall ensure that it is in compliance with all applicable laws, regulations and certifications it made on the program forms.

The Applicant is required to submit a signed Grant Agreement for the project prior to or concurrent with a valid Fund Release Authorization (Form SAB 50-05). Failure to submit an executed Grant Agreement and valid Form SAB 50-05 prior to the deadline shall result in the Apportionment being rescinded without further board action.

The Applicant is responsible for ensuring that the project is compliant with Prevailing Wage Monitoring and/or Labor Compliance Program requirements at the time construction contracts are executed and/or construction commenced.

## FACILITY HARDSHIP / REHABILITATION PROGRAM

### SCHOOL DISTRICT DATA

School District: <u>Lodi Unified</u>	School Name: <u>Lodi High</u>
Application Number: <u>58/68585-00-003</u>	Project Grade Level: <u>9-12</u>
Total District Enrollment: <u>30,068</u>	Financial Hardship: <u>No</u>
County: <u>San Joaquin</u>	

### TYPE OF REQUEST

State Allocation Board (Board) Apportionment for a School Facility Program (SFP) Facility Hardship Program rehabilitation project.

Total Project Cost: \$3,028,488.33

Cost to the State: \$1,817,093.00

### DESCRIPTION

#### DESCRIPTION OF HEALTH AND SAFETY THREAT

A report by KPPF Consulting Engineers dated February 27, 2023, finds multiple issues with the exterior breezeway ceilings at Lodi High School, including dry rot in the wood furring that infects several areas of the fascia; wire mesh that has not been adequately attached to the wood furring strips; and structural framing issues with the metal furring. The report states that these issues created an imminent danger of collapse for several sections of the ceiling framing.

#### SCOPE OF PROJECT

The minimum work necessary to mitigate the health and safety threat includes the replacement of the exterior breezeway ceiling framing for the campus which is about 34,000 square feet.

#### STATUS OF SCHOOL SITE

The District's local board anticipates awarding a contract for the project on or about October 1, 2024. Construction would be anticipated to start on or about October 9, 2024, aiming for completion and occupancy by July 15, 2025.

**QUALIFYING CRITERIA**

**GOVERNMENT/STATE LEVEL CONCURRENCE**

The Division of the State Architect has provided written concurrence that the conditions detailed in the industry specialist's report pose a threat to the health and safety of students and must be corrected, and that the work included in the approved project plans is the minimum work necessary to correct the identified issues.

Staff Supports the District's Request: Yes

**SITE VISIT COMPLETED BY STAFF**

Staff accepted a detailed report from an industry specialist in lieu of a site visit.

**AUTHORITY**

See Attachment A

**RECOMMENDATION**

Approve the District's request for an Apportionment to replace the ceiling framing in the exterior breezeway ceilings on the Lodi High campus, pursuant to SFP Regulation Section 1859.82.1, as shown on Attachment B.

## ATTACHMENT A

### AUTHORITY

#### **Facility Hardship Program – Rehabilitation Projects** (as of August 31, 2020)

Education Code (EC) Section 17075.10(a) states:

A school district may apply for hardship assistance in cases of extraordinary circumstances. Extraordinary circumstances may include, but are not limited to, the need to repair, reconstruct, or replace the most vulnerable school facilities that are identified as a Category 2 building, as defined in the report submitted pursuant to Section 17317, determined by the department to pose an unacceptable risk of injury to its occupants in the event of a seismic event.

SFP Regulation Section 1859.82 states, “A school district may apply for Facility Hardship, including Seismic Mitigation, Program assistance in cases of extraordinary circumstances that have caused an imminent health and safety threat.”

SFP Regulation Section 1859.82.1 states that “a district is eligible for Facility Hardship funding to repair, replace, or construct School Buildings or related required components that are currently causing a health and safety threat to the students and/or staff. Projects solely to replace components that have reached the end of their useful life, perform routine maintenance or repair, issues resulting from the deferment of routine maintenance or repair, lack of current code compliance, or the addition of components that were not previously existing, do not meet the qualifying criteria of the program. However, this work may be incorporated into a qualifying Facility Hardship application if it is required to be completed to gain DSA approval.”

SFP Regulation Section 1859.82.1(c) states,

Districts may qualify for funding to rehabilitate their School Buildings, components of School Buildings, or school site conditions. Factors to be considered by the Board may include (1) or (2) below:

- (1) School Buildings where the minimum cost to mitigate the health and safety threat and remain in the School Building is 50 percent or less of the Current Replacement Cost.
- (2) Components of the School Buildings or school sites conditions are causing a health and safety threat to students and/or staff.

**ATTACHMENT B**

**SAB Meeting:**                    **October 23, 2024**

**Facility Hardship Rehabilitation - Adjusted Grant**

<b>APPLICANT DATA</b>			
-----------------------	--	--	--

<b>Applicant:</b>	Lodi Unified	<b>PTN:</b>	68585 - 241
<b>Application No:</b>	58/68585-00-003	<b>County:</b>	San Joaquin
<b>School Name:</b>	Lodi High		

<b>HISTORY OF PROJECT FUNDING</b>					
-----------------------------------	--	--	--	--	--

	Fund Code	Proposition	Previously Authorized	Authorized This Action	State Apportionment This Action
<u>State Share</u>					
Facility Hardship Grant	001-2324	GF	\$	\$ 1,817,093.00	\$ 1,817,093.00
<u>Applicant Share</u>					
District Contribution				1,211,395.33	
<b>Total</b>			\$	\$ <u>3,028,488.33</u>	\$ <u>1,817,093.00</u>
<b>Funding Source:</b>	<b>General Funds FY 2023/2024</b>				

<b>APPLICATION DATA</b>	
-------------------------	--

<b>Type of Project:</b>	High School
<b>Recommended Acres:</b>	51.0
<b>Existing Acres:</b>	44.0

<b>PROGRAM GRANT DATA</b>	
---------------------------	--

<b>Rehabilitation</b>	\$ 1,817,093.00
<b>Total State Share (60%)</b>	<u>1,817,093.00</u>
<b>Applicant Share (40%)</b>	1,211,395.33
<b>Total Project Cost</b>	\$ <u>3,028,488.33</u>

<b>STIPULATED TERMS &amp; NEXT STEPS</b>
------------------------------------------

A valid Fund Release Authorization (Form SAB 50-05) must be signed by the designated District Representative and must be received by the Office of Public School Construction prior to 11:59 p.m. within 180 calendar days of SAB approval of the Apportionment for this project. The form may be submitted electronically via OPSC Online or via email to [OPSCApplicationReviewTeam@dgs.ca.gov](mailto:OPSCApplicationReviewTeam@dgs.ca.gov).

The Applicant shall ensure that it is in compliance with all applicable laws, regulations and certifications it made on the program forms.

The Applicant is required to submit a signed Grant Agreement for the project prior to or concurrent with a valid Fund Release Authorization (Form SAB 50-05). Failure to submit an executed Grant Agreement and valid Form SAB 50-05 prior to the deadline shall result in the Apportionment being rescinded without further board action.

The Applicant is responsible for ensuring that the project is compliant with Prevailing Wage Monitoring and/or Labor Compliance Program requirements at the time construction contracts are executed and/or construction commenced.



# SCHOOL FACILITY PROGRAM ELIGIBILITY ESTABLISHMENTS

## PURPOSE OF REPORT

To present the Districts' requests for School Facility Program (SFP) eligibility approval.

## DESCRIPTION

The school districts shown in the following sections have complied with State Allocation Board (Board) regulations regarding new construction or modernization eligibility determinations for the projects listed.

## RECOMMENDATIONS

1. Approve the eligibility determinations for the districts/projects shown on the Attachment.
2. Provide that this approval of eligibility determination for the districts/projects listed does not constitute a commitment for future funding by the Board.
3. For purposes of any application for funding, provide that the district must comply with all requirements of law and regulations pertaining to the SFP.

## ELIGIBILITY APPROVALS

### NEW CONSTRUCTION

<u>District</u>	<u>High School Attendance Area</u>	<u>County</u>	<u>Application Number 50/</u>	<u>Justification Document Date</u>	<u>Site Baseline Eligibility K-6</u>	<u>Site Baseline Eligibility 7-8</u>	<u>Site Baseline Eligibility 9-12</u>	<u>Site Baseline Eligibility Non Severe</u>	<u>Site Baseline Eligibility Severe</u>
Delphic Elementary	District-Wide	Siskiyou	50/70227-00-000	10/25/2023	13	-14	0	0	0
San Juan Unified	HSAA 01 - Bella Vista	Sacramento	50/67447-01-000	8/30/2024	425	252	394	18	38
San Juan Unified	HSAA 02 - Casa Roble	Sacramento	50/67447-02-000	8/30/2024	-650	156	-199	8	-8
San Juan Unified	HSAA 03 - Del Campo	Sacramento	50/67447-03-000	8/30/2024	-309	-413	-95	-14	-8
San Juan Unified	HSAA 04 - El Camino/Rio Americano	Sacramento	50/67447-04-000	8/30/2024	2,823	674	-273	45	1
San Juan Unified	HSAA 05 - Encina Preparatory	Sacramento	50/67447-05-000	8/30/2024	-1,900	235	68	-10	-9
San Juan Unified	HSAA 06 - Mesa Verde	Sacramento	50/67447-06-000	8/30/2024	-1,955	-400	-421	-12	-7
San Juan Unified	HSAA 07 - Mira Loma	Sacramento	50/67447-07-000	8/30/2024	4	-186	317	30	0
San Juan Unified	HSAA 08 - San Juan	Sacramento	50/67447-08-000	7/29/2024	-1,450	67	-1,002	-10	-6

## ELIGIBILITY APPROVALS MODERNIZATION

<u>District</u>	<u>School Name</u>	<u>County</u>	<u>Application Number 57/</u>	<u>Justification Document Date</u>	<u>Site Baseline Eligibility K-6</u>	<u>Site Baseline Eligibility 7-8</u>	<u>Site Baseline Eligibility 9-12</u>	<u>Site Baseline Eligibility Non Severe</u>	<u>Site Baseline Eligibility Severe</u>
Fowler Unified	Malaga Elementary	Fresno	57/62158-00-000	4/8/2024	188	0	0	0	0
Val Verde Unified	Bethune (Mary Mcleod) Elementary	Riverside	57/75242-00-000	9/28/2016	611	0	0	20	18
Val Verde Unified	El Potrero Pre-School	Riverside	57/75242-00-000	9/3/2024	0	0	0	30	27
Val Verde Unified	Victoriano Elementary	Riverside	57/75242-00-000	9/28/2016	595	0	0	12	0
Victor Valley Union High	Silverado High	San Bernardino	57/67934-00-000	8/15/2024	0	0	2,025	78	0

# SCHOOL FACILITY PROGRAM ELIGIBILITY ADJUSTMENTS

## PURPOSE OF REPORT

To adjust the baseline eligibility for new construction and modernization projects under the Leroy F. Greene School Facilities Act of 1998.

## DESCRIPTION

The districts listed on Attachment A have received eligibility approval for new construction. There has been a change in their baseline in accordance with the California Code of Regulations relating to the Leroy F. Greene School Facilities Act of 1998, Section 1859.51.

The districts listed on Attachment B have received eligibility approval for modernization. There has been a change in their baseline in accordance with the California Code of Regulations relating to the Leroy F. Greene School Facilities Act of 1998, Section 1859.61.

## RECOMMENDATIONS

1. Approve an adjustment to the new construction eligibility baseline determination as shown on Attachment A.
2. Approve an adjustment to the modernization eligibility baseline determination as shown on Attachment B.
3. Provide that this approval of adjusted eligibility determination does not constitute a commitment for future funding by the State Allocation Board.

## **KEY TO ADJUSTMENTS**

### **NEW CONSTRUCTION ONLY**

- (a) Reduced by the number of pupils provided grants in a new construction School Facility Program (SFP) project and by the number of pupils that received a Preliminary Apportionment pursuant to Section 1859.140 or a Preliminary Charter School Apportionment pursuant to Regulation Section 1859.162.2.
- (b) Reduced by the number of pupils housed, based on the loading standards pursuant to Ed. Code Section 17071.25(a)(2)(A), in a new construction LPP project funded under the provisions of the LPP pursuant to Regulation Section 1859.12 or 1859.13.
- (c) Reduced by the number of pupils housed in additional classrooms constructed or purchased based on the loading standards, pursuant to Ed. Code Section 17071.25(a)(2)(A), in a modernization SFP project.
- (d) Adjusted as a result of audit findings made pursuant to Regulation Sections 1859.90 and 1859.105.
- (e) Increased/decreased by changes in projected enrollment in subsequent enrollment reporting years, except as provided in (j) below.
- (f) Adjusted as a result of errors or omissions by the district or by the Office of Public School Construction (OPSC).
- (g) Adjusted as result of amendments to the SFP Regulations that affect the eligibility.
- (h) Increased by the number of pupils eligible for grants pursuant to Regulation Section 1859.82.1(b)(4)(A) or 1859.82.2(b)(4)(A).
- (i) Reduced by the number of pupils housed in classrooms provided after the baseline eligibility was determined by the State Allocation Board, with 12 exceptions at Regulation Section 1859.51(i).
- (j) For Small School Districts, following a 3-year period after the district's eligibility was approved by the Board, decreased by any reduction in projected enrollment, and by any increase in pupils in the latest CDE operational grant report per Ed. Code Sec. 42268.
- (k) Adjusted for any changes in classroom inventory as a result of a reorganization election.
- (l) For classroom loading standards adopted by the Board for non-severely and severely disabled individuals with exceptional needs.
- (m) As directed by the SAB due to finding a Material Inaccuracy pursuant to Section 1859.104.1.
- (n) Increased by the number of pupils that received a Preliminary Apportionment that was rescinded pursuant to Section 1859.148 or a Preliminary Charter School Apportionment that was rescinded pursuant to Section 1859.166.
- (o) Adjusted for operational grant changes as determined/provided by the California Department of Education.
- (p) For High School Attendance Area (HSAA) districts with Preliminary Apportionments within the 2002 or 2004 Critically Overcrowded School Facilities Account, adjusted in accordance with Regulation Section 1859.51(p)(1), (2), or (3).
- (q) Adjusted by the difference between the Alternative Enrollment Projection for the current enrollment reporting year and the projected enrollment determined pursuant to Section 1859.42 for the current enrollment reporting year, or by the eligibility remaining from this calculation that can no longer be utilized if the funds made available pursuant to EC Section 17071.75(a)(1)(A) have been exhausted.
- (r) Adjusted per Ed. Code Sec. 17071.75(b)(2) by the number of pupils housed, based on the loading standards per Ed. Code Sec. 17071.25(a)(2)(A), in any classroom(s) where title was relinquished to the School District receiving the transferred classrooms.
- (s) Increased by the capacity of classrooms included in an approved application, with two qualifiers that must be met in Regulation Section 1859.51(s).

## **KEY TO ADJUSTMENTS**

### **MODERNIZATION ONLY**

- (a) Reduced by the number of pupils provided grants in a modernization SFP project or CSFP Rehabilitation project at the specific site.
- (b) Reduced by the number of pupils housed, based on the loading standard pursuant to EC Section 17071.25(a)(2), in a modernization LPP project funded under the LPP pursuant to Regulation Section 1859.14 and 1859.15.
- (c) Increased by changes in projected enrollment in subsequent enrollment reporting years.
- (d) (1) Increased for additional facilities not previously modernized with State funds, that become 25 years old, if permanent, or 20 years old, if portable or, (2) as a result of audit findings made pursuant to Regulation Sections 1859.90 and 1859.105.
- (e) Adjusted as a result of errors or omissions by the district or by the OPSC.
- (f) Adjusted as result of amendments to the Subgroup 5.5 Regulations that affect the eligibility.
- (g) For classroom loading standards adopted by the Board for non-severely and severely disabled individuals with exceptional needs.
- (h) As directed by the SAB due to finding a Material Inaccuracy pursuant to Regulation Section 1859.104.1.
- (i) Increased for facilities previously modernized with State funds, which qualify for an additional modernization apportionment pursuant to Regulation Section 1859.78.8.
- (j) Adjusted as a result of the Reconfiguration of an existing high school under the Small High School Program.
- (k) Decreased for facilities that were deemed eligible for modernization pursuant to Regulation Sections 1859.60 and 1859.61(d) and subsequently replaced, or will be replaced under a signed contract for construction or acquisition of facilities, in a project funded by the district without participation from the State.
- (l) Adjusted as a result of replaced eligible portables funded with the Overcrowding Relief Grant, per Ed. Code Section 17079 et seq.
- (m) Adjusted upon Board approval of the local school board resolution acknowledging that the buildings have been removed from K-12 use.

State Allocation Board Meeting, October 23, 2024  
**ATTACHMENT A**

District: Alpine Union  
Attendance Area: District-Wide  
County: San Diego  
Application Number: 50/67967-00-000

	<i>Adjustment Type</i>	<i>K-6</i>	<i>7-8</i>	<i>9-12</i>	<i>Non-Severe</i>	<i>Severe</i>
<i>Current Baseline Eligibility</i>		0	20	0	-20	0
<i>Adjustment Per This Item</i>	f	560	-603	0	0	0
<i>Adjustment Per This Item</i>	g	79	0	0	20	-15
<i>Adjustment Per This Item</i>	f	-598	583	0	0	15
<i>Adjustment Per This Item</i>	e	423	-41	0	8	30
<b><i>Net Baseline Eligibility</i></b>		464	-41	0	8	30

District: Banta Unified  
Attendance Area: District-Wide  
County: San Joaquin  
Application Number: 50/77388-00-000

	<i>Adjustment Type</i>	<i>K-6</i>	<i>7-8</i>	<i>9-12</i>	<i>Non-Severe</i>	<i>Severe</i>
<i>Current Baseline Eligibility</i>		2,213	381	898	44	0
<i>Adjustment Per This Item</i>	e	656	67	5	27	0
<b><i>Net Baseline Eligibility</i></b>		2,869	448	903	71	0

District: Gridley Unified  
Attendance Area: District-Wide  
County: Butte  
Application Number: 50/75507-00-000

	<i>Adjustment Type</i>	<i>K-6</i>	<i>7-8</i>	<i>9-12</i>	<i>Non-Severe</i>	<i>Severe</i>
<i>Current Baseline Eligibility</i>		183	-98	-147	30	37
<i>Adjustment Per This Item</i>	e	63	6	52	-1	6
<b><i>Net Baseline Eligibility</i></b>		246	-92	-95	29	43

District: Heber Elementary  
Attendance Area: District-Wide  
County: Imperial  
Application Number: 50/63131-00-000

	<i>Adjustment Type</i>	<i>K-6</i>	<i>7-8</i>	<i>9-12</i>	<i>Non-Severe</i>	<i>Severe</i>
<i>Current Baseline Eligibility</i>		188	0	0	-14	55
<i>Adjustment Per This Item</i>	e	319	258	0	32	-55
<b><i>Net Baseline Eligibility</i></b>		507	258	0	18	0

State Allocation Board Meeting, October 23, 2024

**ATTACHMENT A**

District: Imperial County Office Of Education

Attendance Area: Brawley Union

County: Imperial

Application Number: 50/10132-01-000

	<i>Adjustment Type</i>	<i>K-6</i>	<i>7-8</i>	<i>9-12</i>	<i>Non-Severe</i>	<i>Severe</i>
<i>Current Baseline Eligibility</i>		22	-13	-71	0	113
<i>Adjustment Per This Item</i>	e	0	-1	6	0	89
<b><i>Net Baseline Eligibility</i></b>		22	-14	-65	0	202

District: Imperial County Office Of Education

Attendance Area: Imperial

County: Imperial

Application Number: 50/10132-02-000

	<i>Adjustment Type</i>	<i>K-6</i>	<i>7-8</i>	<i>9-12</i>	<i>Non-Severe</i>	<i>Severe</i>
<i>Current Baseline Eligibility</i>		0	24	39	0	150
<i>Adjustment Per This Item</i>	e	0	17	22	0	228
<b><i>Net Baseline Eligibility</i></b>		0	41	61	0	378

District: Imperial County Office Of Education

Attendance Area: El Centro

County: Imperial

Application Number: 50/10132-03-000

	<i>Adjustment Type</i>	<i>K-6</i>	<i>7-8</i>	<i>9-12</i>	<i>Non-Severe</i>	<i>Severe</i>
<i>Current Baseline Eligibility</i>		-251	-7	-131	0	195
<i>Adjustment Per This Item</i>	e	0	-4	19	0	-218
<b><i>Net Baseline Eligibility</i></b>		-251	-11	-112	0	-23

District: Irvine Unified

Attendance Area: HSAA 01 - Woodbridge

County: Orange

Application Number: 50/73650-01-000

	<i>Adjustment Type</i>	<i>K-6</i>	<i>7-8</i>	<i>9-12</i>	<i>Non-Severe</i>	<i>Severe</i>
<i>Current Baseline Eligibility</i>		238	-798	-1,188	-44	119
<i>Adjustment Per This Item</i>	e	1,060	160	259	-3	12
<i>Adjustment Per This Item</i>	f	0	-54	0	0	0
<b><i>Net Baseline Eligibility</i></b>		1,298	-692	-929	-47	131



State Allocation Board Meeting, October 23, 2024  
**ATTACHMENT A**

District: Irvine Unified  
Attendance Area: HSAA 02 - Irvine  
County: Orange  
Application Number: 50/73650-02-000

	<i>Adjustment Type</i>	<i>K-6</i>	<i>7-8</i>	<i>9-12</i>	<i>Non-Severe</i>	<i>Severe</i>
<i>Current Baseline Eligibility</i>		365	1,608	378	-50	51
<i>Adjustment Per This Item</i>	e	324	12	141	9	48
<b><i>Net Baseline Eligibility</i></b>		689	1,620	519	-41	99

District: Irvine Unified  
Attendance Area: HSAA 03 - University  
County: Orange  
Application Number: 50/73650-03-000

	<i>Adjustment Type</i>	<i>K-6</i>	<i>7-8</i>	<i>9-12</i>	<i>Non-Severe</i>	<i>Severe</i>
<i>Current Baseline Eligibility</i>		1,070	441	290	-98	60
<i>Adjustment Per This Item</i>	e	1,088	326	391	2	5
<i>Adjustment Per This Item</i>	f	0	54	0	0	0
<b><i>Net Baseline Eligibility</i></b>		2,158	821	681	-96	65

District: Irvine Unified  
Attendance Area: Super HSAA 04 - Northwood/Portola  
County: Orange  
Application Number: 50/73650-04-000

	<i>Adjustment Type</i>	<i>K-6</i>	<i>7-8</i>	<i>9-12</i>	<i>Non-Severe</i>	<i>Severe</i>
<i>Current Baseline Eligibility</i>		5,717	626	3,283	-112	87
<i>Adjustment Per This Item</i>	e	1,312	395	48	-1	38
<b><i>Net Baseline Eligibility</i></b>		7,029	1,021	3,331	-113	125

District: La Honda-Pescadero Unified  
Attendance Area: District-Wide  
County: San Mateo  
Application Number: 50/68940-00-000

	<i>Adjustment Type</i>	<i>K-6</i>	<i>7-8</i>	<i>9-12</i>	<i>Non-Severe</i>	<i>Severe</i>
<i>Current Baseline Eligibility</i>		-110	40	-115	0	0
<i>Adjustment Per This Item</i>	e	-26	-12	-34	0	0
<b><i>Net Baseline Eligibility</i></b>		-136	28	-149	0	0

State Allocation Board Meeting, October 23, 2024  
**ATTACHMENT A**

District: Leggett Valley Unified  
Attendance Area: District-Wide  
County: Mendocino  
Application Number: 50/75218-00-000

	<i>Adjustment Type</i>	<i>K-6</i>	<i>7-8</i>	<i>9-12</i>	<i>Non-Severe</i>	<i>Severe</i>
<i>Current Baseline Eligibility</i>		-78	29	-149	0	0
<i>Adjustment Per This Item</i>	g	0	0	0	0	0
<i>Adjustment Per This Item</i>	e	84	-25	-53	0	0
<b><i>Net Baseline Eligibility</i></b>		6	4	-202	0	0

District: Liberty Union High  
Attendance Area: District-Wide  
County: Contra Costa  
Application Number: 50/61721-00-000

	<i>Adjustment Type</i>	<i>K-6</i>	<i>7-8</i>	<i>9-12</i>	<i>Non-Severe</i>	<i>Severe</i>
<i>Current Baseline Eligibility</i>		0	-1	932	-45	69
<i>Adjustment Per This Item</i>	e	0	0	-191	16	6
<b><i>Net Baseline Eligibility</i></b>		0	-1	741	-29	75

District: Livermore Valley Joint Unified  
Attendance Area: District-Wide  
County: Alameda  
Application Number: 50/61200-00-000

	<i>Adjustment Type</i>	<i>K-6</i>	<i>7-8</i>	<i>9-12</i>	<i>Non-Severe</i>	<i>Severe</i>
<i>Current Baseline Eligibility</i>		915	-127	-544	106	113
<i>Adjustment Per This Item</i>	i	0	-270	0	0	0
<b><i>Net Baseline Eligibility</i></b>		915	-397	-544	106	113

District: Manteca Unified  
Attendance Area: District-Wide  
County: San Joaquin  
Application Number: 50/68593-00-000

	<i>Adjustment Type</i>	<i>K-6</i>	<i>7-8</i>	<i>9-12</i>	<i>Non-Severe</i>	<i>Severe</i>
<i>Current Baseline Eligibility</i>		1,615	262	1,168	599	147
<i>Adjustment Per This Item</i>	f	0	0	25	0	0
<i>Adjustment Per This Item</i>	e	1,742	428	91	111	88
<b><i>Net Baseline Eligibility</i></b>		3,357	690	1,284	710	235

State Allocation Board Meeting, October 23, 2024  
**ATTACHMENT A**

District: Mountain View Elementary  
Attendance Area: District-Wide  
County: San Bernardino  
Application Number: 50/67785-00-000

	<i>Adjustment Type</i>	<i>K-6</i>	<i>7-8</i>	<i>9-12</i>	<i>Non-Severe</i>	<i>Severe</i>
<i>Current Baseline Eligibility</i>		1,247	-4	0	6	5
<i>Adjustment Per This Item</i>	e	2,456	441	0	316	-5
<b><i>Net Baseline Eligibility</i></b>		3,703	437	0	322	0

District: Plumas Elementary  
Attendance Area: District-Wide  
County: Yuba  
Application Number: 50/72744-00-000

	<i>Adjustment Type</i>	<i>K-6</i>	<i>7-8</i>	<i>9-12</i>	<i>Non-Severe</i>	<i>Severe</i>
<i>Current Baseline Eligibility</i>		1,841	545	0	0	0
<i>Adjustment Per This Item</i>	e	257	-55	0	0	0
<b><i>Net Baseline Eligibility</i></b>		2,098	490	0	0	0

District: Riverside Unified  
Attendance Area: District-Wide  
County: Riverside  
Application Number: 50/67215-00-000

	<i>Adjustment Type</i>	<i>K-6</i>	<i>7-8</i>	<i>9-12</i>	<i>Non-Severe</i>	<i>Severe</i>
<i>Current Baseline Eligibility</i>		2,373	-1,613	699	402	221
<i>Adjustment Per This Item</i>	e	210	1,271	1,908	137	203
<b><i>Net Baseline Eligibility</i></b>		2,583	-342	2,607	539	424

District: Roberts Ferry Union Elementary  
Attendance Area: District-Wide  
County: Stanislaus  
Application Number: 50/71233-00-000

	<i>Adjustment Type</i>	<i>K-6</i>	<i>7-8</i>	<i>9-12</i>	<i>Non-Severe</i>	<i>Severe</i>
<i>Current Baseline Eligibility</i>		-125	-35	0	0	0
<i>Adjustment Per This Item</i>	e	101	29	0	0	0
<b><i>Net Baseline Eligibility</i></b>		-24	-6	0	0	0

State Allocation Board Meeting, October 23, 2024  
**ATTACHMENT A**

District: San Juan Unified  
Attendance Area: HSAA 03 - Del Campo  
County: Sacramento  
Application Number: 50/67447-03-000

	<i>Adjustment Type</i>	<i>K-6</i>	<i>7-8</i>	<i>9-12</i>	<i>Non-Severe</i>	<i>Severe</i>
<i>Current Baseline Eligibility</i>		-309	-413	-95	-14	-8
<i>Adjustment Per This Item</i>	e	-88	75	45	-80	109
<b><i>Net Baseline Eligibility</i></b>		-397	-338	-50	-94	101

District: San Juan Unified  
Attendance Area: HSAA 04 - El Camino/Rio Americano  
County: Sacramento  
Application Number: 50/67447-04-000

	<i>Adjustment Type</i>	<i>K-6</i>	<i>7-8</i>	<i>9-12</i>	<i>Non-Severe</i>	<i>Severe</i>
<i>Current Baseline Eligibility</i>		2,823	674	-273	45	1
<i>Adjustment Per This Item</i>	e	1,347	57	220	-130	62
<b><i>Net Baseline Eligibility</i></b>		4,170	731	-53	-85	63

District: San Leandro Unified  
Attendance Area: District-Wide  
County: Alameda  
Application Number: 50/61291-00-000

	<i>Adjustment Type</i>	<i>K-6</i>	<i>7-8</i>	<i>9-12</i>	<i>Non-Severe</i>	<i>Severe</i>
<i>Current Baseline Eligibility</i>		403	-510	-21	15	122
<i>Adjustment Per This Item</i>	i	-150	0	0	0	0
<b><i>Net Baseline Eligibility</i></b>		253	-510	-21	15	122

District: Santa Clara Unified  
Attendance Area: District-Wide  
County: Santa Clara  
Application Number: 50/69674-00-000

	<i>Adjustment Type</i>	<i>K-6</i>	<i>7-8</i>	<i>9-12</i>	<i>Non-Severe</i>	<i>Severe</i>
<i>Current Baseline Eligibility</i>		-5,656	-5,604	-1,923	-14	-10
<i>Adjustment Per This Item</i>	f	353	862	1,540	-1	9
<i>Adjustment Per This Item</i>	e	2,102	29	804	-277	86
<i>Adjustment Per This Item</i>	e	2,808	681	1,278	149	207
<i>Adjustment Per This Item</i>	i	-150	-162	-324	-52	0
<b><i>Net Baseline Eligibility</i></b>		-543	-4,194	1,375	-195	292

State Allocation Board Meeting, October 23, 2024  
**ATTACHMENT A**

District: Santa Cruz County Office Of Education  
Attendance Area: District-Wide  
County: Santa Cruz  
Application Number: 50/10447-00-000

	<i>Adjustment Type</i>	<i>K-6</i>	<i>7-8</i>	<i>9-12</i>	<i>Non-Severe</i>	<i>Severe</i>
<i>Current Baseline Eligibility</i>		12	24	330	162	88
<i>Adjustment Per This Item</i>	e	-2	-22	140	-147	66
<b><i>Net Baseline Eligibility</i></b>		10	2	470	15	154

District: Semitropic Elementary  
Attendance Area: District-Wide  
County: Kern  
Application Number: 50/63768-00-000

	<i>Adjustment Type</i>	<i>K-6</i>	<i>7-8</i>	<i>9-12</i>	<i>Non-Severe</i>	<i>Severe</i>
<i>Current Baseline Eligibility</i>		-28	24	0	0	0
<i>Adjustment Per This Item</i>	e	-69	-19	0	0	0
<b><i>Net Baseline Eligibility</i></b>		-97	5	0	0	0

District: Sierra Sands Unified  
Attendance Area: District-Wide  
County: Kern  
Application Number: 50/73742-00-000

	<i>Adjustment Type</i>	<i>K-6</i>	<i>7-8</i>	<i>9-12</i>	<i>Non-Severe</i>	<i>Severe</i>
<i>Current Baseline Eligibility</i>		-545	-99	-308	0	-11
<i>Adjustment Per This Item</i>	i	-250	0	0	0	0
<b><i>Net Baseline Eligibility</i></b>		-795	-99	-308	0	-11

District: Sonora Elementary  
Attendance Area: District-Wide  
County: Tuolumne  
Application Number: 50/72371-00-000

	<i>Adjustment Type</i>	<i>K-6</i>	<i>7-8</i>	<i>9-12</i>	<i>Non-Severe</i>	<i>Severe</i>
<i>Current Baseline Eligibility</i>		53	29	0	-13	-9
<i>Adjustment Per This Item</i>	e	131	-30	0	0	0
<b><i>Net Baseline Eligibility</i></b>		184	-1	0	-13	-9

State Allocation Board Meeting, October 23, 2024  
**ATTACHMENT A**

District: Turlock Unified  
 Attendance Area: District-Wide  
 County: Stanislaus  
 Application Number: 50/75739-00-000

	<i>Adjustment Type</i>	<i>K-6</i>	<i>7-8</i>	<i>9-12</i>	<i>Non-Severe</i>	<i>Severe</i>
<i>Current Baseline Eligibility</i>		568	45	-586	118	22
<i>Adjustment Per This Item</i>	i	0	-54	0	0	0
<i>Adjustment Per This Item</i>	e	514	49	-40	-8	40
<b><i>Net Baseline Eligibility</i></b>		1,082	40	-626	110	62

District: Woodland Joint Unified  
 Attendance Area: District-Wide  
 County: Yolo  
 Application Number: 50/72710-00-000

	<i>Adjustment Type</i>	<i>K-6</i>	<i>7-8</i>	<i>9-12</i>	<i>Non-Severe</i>	<i>Severe</i>
<i>Current Baseline Eligibility</i>		390	-1,191	-93	-114	17
<i>Adjustment Per This Item</i>	e	105	-117	112	7	71
<b><i>Net Baseline Eligibility</i></b>		495	-1,308	19	-107	88

State Allocation Board Meeting, October 23, 2024  
**ATTACHMENT B**

District: Cupertino Union  
 School Name: Stocklmeir  
 County: Santa Clara  
 Application Number: 57/69419-00-000

	<i>Adjustment Type</i>	<i>K-6</i>	<i>7-8</i>	<i>9-12</i>	<i>Non-Severe</i>	<i>Severe</i>
<i>Current Baseline Eligibility</i>		0	0	0	0	-9
<i>Adjustment Per This Item</i>	e	0	0	0	0	0
<b><i>Net Baseline Eligibility</i></b>		0	0	0	0	-9

District: Elk Grove Unified  
 School Name: Pleasant Grove Elementary  
 County: Sacramento  
 Application Number: 57/67314-00-000

	<i>Adjustment Type</i>	<i>K-6</i>	<i>7-8</i>	<i>9-12</i>	<i>Non-Severe</i>	<i>Severe</i>
<i>Current Baseline Eligibility</i>		414	0	0	0	0
<i>Adjustment Per This Item</i>	i	41	0	0	0	0
<i>Adjustment Per This Item</i>	i	-41	0	0	0	0
<i>Adjustment Per This Item</i>	d1	121	0	0	0	0
<b><i>Net Baseline Eligibility</i></b>		535	0	0	0	0

District: Hemet Unified  
 School Name: Little Lake Elementary  
 County: Riverside  
 Application Number: 57/67082-00-000

	<i>Adjustment Type</i>	<i>K-6</i>	<i>7-8</i>	<i>9-12</i>	<i>Non-Severe</i>	<i>Severe</i>
<i>Current Baseline Eligibility</i>		0	0	0	0	0
<i>Adjustment Per This Item</i>	e	0	0	0	0	0
<i>Adjustment Per This Item</i>	e	0	0	0	0	0
<i>Adjustment Per This Item</i>	d1	334	0	0	0	0
<b><i>Net Baseline Eligibility</i></b>		334	0	0	0	0

State Allocation Board Meeting, October 23, 2024  
**ATTACHMENT B**

District: Newport-Mesa Unified  
 School Name: Back Bay High  
 County: Orange  
 Application Number: 57/66597-00-000

	<i>Adjustment Type</i>	<i>K-6</i>	<i>7-8</i>	<i>9-12</i>	<i>Non-Severe</i>	<i>Severe</i>
<i>Current Baseline Eligibility</i>		0	0	-124	1	0
<i>Adjustment Per This Item</i>	e	0	0	0	-26	0
<i>Adjustment Per This Item</i>	e	0	0	0	0	0
<i>Adjustment Per This Item</i>	c	0	0	-31	0	12
<i>Adjustment Per This Item</i>	c	0	0	-29	21	6
<b><i>Net Baseline Eligibility</i></b>		0	0	-184	-4	18

District: San Bernardino City Unified  
 School Name: Del Rosa Elementary  
 County: San Bernardino  
 Application Number: 57/67876-00-000

	<i>Adjustment Type</i>	<i>K-6</i>	<i>7-8</i>	<i>9-12</i>	<i>Non-Severe</i>	<i>Severe</i>
<i>Current Baseline Eligibility</i>		0	0	0	0	0
<i>Adjustment Per This Item</i>	d1	671	0	0	15	7
<i>Adjustment Per This Item</i>	d1	134	0	0	3	1
<b><i>Net Baseline Eligibility</i></b>		805	0	0	18	8

District: San Bernardino City Unified  
 School Name: Warm Springs Elementary  
 County: San Bernardino  
 Application Number: 57/67876-00-000

	<i>Adjustment Type</i>	<i>K-6</i>	<i>7-8</i>	<i>9-12</i>	<i>Non-Severe</i>	<i>Severe</i>
<i>Current Baseline Eligibility</i>		0	0	0	0	0
<i>Adjustment Per This Item</i>	d1	771	0	0	0	0
<i>Adjustment Per This Item</i>	d1	171	0	0	0	0
<b><i>Net Baseline Eligibility</i></b>		942	0	0	0	0



State Allocation Board Meeting, October 23, 2024  
**ATTACHMENT B**

District: San Leandro Unified  
 School Name: Mckinley Elementary  
 County: Alameda  
 Application Number: 57/61291-00-000

	<i>Adjustment Type</i>	<i>K-6</i>	<i>7-8</i>	<i>9-12</i>	<i>Non-Severe</i>	<i>Severe</i>
<i>Current Baseline Eligibility</i>		0	0	0	0	0
<i>Adjustment Per This Item</i>	e	-25	0	0	0	0
<i>Adjustment Per This Item</i>	e	22	0	0	0	0
<i>Adjustment Per This Item</i>	e	0	0	0	0	0
<i>Adjustment Per This Item</i>	e	0	0	0	0	0
<i>Adjustment Per This Item</i>	d1	76	0	0	0	0
<b><i>Net Baseline Eligibility</i></b>		73	0	0	0	0

District: San Leandro Unified  
 School Name: Washington Elementary  
 County: Alameda  
 Application Number: 57/61291-00-000

	<i>Adjustment Type</i>	<i>K-6</i>	<i>7-8</i>	<i>9-12</i>	<i>Non-Severe</i>	<i>Severe</i>
<i>Current Baseline Eligibility</i>		0	0	0	0	0
<i>Adjustment Per This Item</i>	e	-1	0	0	0	0
<i>Adjustment Per This Item</i>	d1	67	0	0	0	0
<i>Adjustment Per This Item</i>	c	21	0	0	0	0
<b><i>Net Baseline Eligibility</i></b>		87	0	0	0	0

District: Santa Cruz City High  
 School Name: Santa Cruz High  
 County: Santa Cruz  
 Application Number: 57/69823-00-000

	<i>Adjustment Type</i>	<i>K-6</i>	<i>7-8</i>	<i>9-12</i>	<i>Non-Severe</i>	<i>Severe</i>
<i>Current Baseline Eligibility</i>		0	0	0	2	1
<i>Adjustment Per This Item</i>	e	0	0	0	0	0
<i>Adjustment Per This Item</i>	e	0	0	0	-2	-1
<i>Adjustment Per This Item</i>	i	0	0	20	0	0
<i>Adjustment Per This Item</i>	d1	0	0	0	2	1
<b><i>Net Baseline Eligibility</i></b>		0	0	20	2	1

State Allocation Board Meeting, October 23, 2024  
**ATTACHMENT B**

District: Sierra Sands Unified  
 School Name: Richmond Elementary  
 County: Kern  
 Application Number: 57/73742-00-000

	<i>Adjustment Type</i>	<i>K-6</i>	<i>7-8</i>	<i>9-12</i>	<i>Non-Severe</i>	<i>Severe</i>
<i>Current Baseline Eligibility</i>		-22	0	0	-4	-13
<i>Adjustment Per This Item</i>	e	0	0	0	0	0
<i>Adjustment Per This Item</i>	c	9	0	0	2	12
<i>Adjustment Per This Item</i>	d1	13	0	0	2	1
<b><i>Net Baseline Eligibility</i></b>		0	0	0	0	0

District: Val Verde Unified  
 School Name: El Potrero Pre-School  
 County: Riverside  
 Application Number: 57/75242-00-000

	<i>Adjustment Type</i>	<i>K-6</i>	<i>7-8</i>	<i>9-12</i>	<i>Non-Severe</i>	<i>Severe</i>
<i>Current Baseline Eligibility</i>		0	0	0	30	27
<i>Adjustment Per This Item</i>	d1	0	0	0	2	2
<i>Adjustment Per This Item</i>	c	0	0	0	19	-3
<b><i>Net Baseline Eligibility</i></b>		0	0	0	51	26

District: Val Verde Unified  
 School Name: Victoriano Elementary  
 County: Riverside  
 Application Number: 57/75242-00-000

	<i>Adjustment Type</i>	<i>K-6</i>	<i>7-8</i>	<i>9-12</i>	<i>Non-Severe</i>	<i>Severe</i>
<i>Current Baseline Eligibility</i>		595	0	0	12	0
<i>Adjustment Per This Item</i>	c	8	0	0	19	0
<i>Adjustment Per This Item</i>	c	11	0	0	30	13
<i>Adjustment Per This Item</i>	d1	103	0	0	7	2
<b><i>Net Baseline Eligibility</i></b>		717	0	0	68	15

## SCHOOL FACILITY PROGRAM APPORTIONMENTS

### PURPOSE OF REPORT

To present to the State Allocation Board (Board) a list of School Facility Program (SFP) applications for Apportionment.

### DESCRIPTION

On September 21, 2022, the Board took action, due to the availability of General Fund proceeds, to return to making direct Apportionments while keeping the same benefits of the quick distribution of funds, as the priority funding system, by adopting proposed emergency regulations that revised the fund release deadlines from 18 months to either 180 calendar days for non-financial hardship school districts or 365 calendar days for school districts that qualify for financial hardship. The SFP new construction and modernization projects presented on the Attachment are in date order of a complete application being received by the Office of Public School Construction (OPSC) and are Ready for Apportionment. The list also includes health and safety facility hardship applications for funding that have been processed and are ready for approval regardless of received date.

### AUTHORITY

SFP Regulation Section 1859.90 states:

“(a) With the exception of an apportionment made pursuant to Sections 1859.81.1(e) or 1859.81.2, apportionments provided through the Priority Funding Process and subject to 1859.90.2, or of an Inactive Apportionment subject to Section 1859.96, the OPSC will release State funds that the Board has apportioned to the district after submittal, by the district, of the Form SAB 50-05 and a Grant Agreement, pursuant to Section 1859.90.4.

(b) With the exception of an apportionment made for a Type II Joint-Use Project, not part of a qualifying SFP Modernization project, pursuant to Article 12 of these Regulations, a district must submit the Form SAB 50-05 and Grant Agreement, within 180 calendar days of the Apportionment of the SFP grant for the project or within 365 calendar days for Apportionments that include financial hardship assistance. If the district does not submit the Form SAB 50-05 and Grant Agreement within the above specified time, the entire New Construction Adjusted Grant, or Modernization Adjusted Grant or Type I or II, part of a qualifying SFP Modernization, or Joint-Use Project apportionment shall be rescinded without further Board action, and the pupils housed in the project, if applicable, will be

added back to the district's baseline eligibility. The district may refile a new application for the project subject to district eligibility and available State funds at the time of resubmittal.

....“

## **BACKGROUND**

As part of the Governor's approved Budget Act for the 2022-2023 fiscal year, one-time General Fund dollars were appropriated to the Board in the amount of \$1.3 billion for new construction and modernization projects under the SFP, as well as \$1,960.5 million was appropriated from the Governor's approved Budget Act for the 2023-2024 fiscal year. As a result of receiving funding for the SFP that is not contingent on bond sales, the Board was able to return to using an existing regulatory process that allows for Apportionments to be made on a flow basis outside the current Priority Funding process, which is designed to accommodate twice yearly bond sales. Making Apportionments on a flow basis will enable school districts to more quickly and efficiently access much needed cash for construction projects. In order to ensure that cash moves quickly once allocated to school districts, regulations were changed to shorten the deadlines for fund release from 18 months to either 180 calendar days or 365 calendar days for districts that qualify for financial hardship.

School districts must submit the Grant Agreement and a valid *Fund Release Authorization* (Form SAB 50-05) 180 calendar days from Board approval for non-financial hardship projects and 365 calendar days from Board approval for financial hardship projects.

## **RECOMMENDATIONS**

1. Approve the SFP applications as presented on the Attachment.
2. Specify that the projects are subject to the fund release deadlines as outlined in SFP Regulation Section 1859.90.

ATTACHMENT  
 School Facility Program Apportionments  
 State Allocation Board Meeting, October 23, 2024

County	District	School Site	Application Number	Received Date	Grant Amount
SACRAMENTO	SAN JUAN UNIFIED	ARDEN INTERMEDIATE	50/67447-04-001	8/11/2021	\$6,532,305.00
SANTA CLARA	SANTA CLARA UNIFIED	ABRAM AGNEW ELEMENTARY	50/69674-00-001	8/11/2021	\$28,087,346.66
SANTA CLARA	SANTA CLARA UNIFIED	DOLORES HUERTA MIDDLE	50/69674-00-002	8/11/2021	\$39,593,826.19
ALAMEDA	LIVERMORE VALLEY JOINT UNIFIED	MICHELL (JOE) ELEMENTARY	50/61200-00-005	8/12/2021	\$8,726,278.00
ALAMEDA	LIVERMORE VALLEY JOINT UNIFIED	MICHELL (JOE) ELEMENTARY	57/61200-00-031	8/12/2021	\$3,698,760.00
RIVERSIDE	VAL VERDE UNIFIED	RAINBOW RIDGE ELEMENTARY	57/75242-00-008	8/16/2021	\$3,328,621.00
STANISLAUS	PATTERSON JOINT UNIFIED	GRAYSON CHARTER	50/71217-00-011	8/18/2021	\$398,993.00
SAN JOAQUIN	MANTECA UNIFIED	MANTECA HIGH	50/68593-00-027	8/29/2021	\$7,768,550.00
RIVERSIDE	CORONA-NORCO UNIFIED	JEFFERSON ELEMENTARY	57/67033-00-023	8/31/2021	\$3,196,222.00
RIVERSIDE	RIVERSIDE UNIFIED	ARLINGTON HIGH	50/67215-00-041	9/2/2021	\$4,323,601.00
SAN MATEO	JEFFERSON ELEMENTARY	GARDEN VILLAGE ELEMENTARY	57/68916-00-031	9/2/2021	\$719,498.00
FRESNO	FOWLER UNIFIED	MALAGA ELEMENTARY	57/62158-00-006	9/7/2021	\$1,185,043.00
ORANGE	IRVINE UNIFIED	SOUTH LAKE MIDDLE	50/73650-01-001	9/8/2021	\$557,154.00
ORANGE	IRVINE UNIFIED	SOUTH LAKE MIDDLE	57/73650-00-037	9/8/2021	\$4,580,985.00
SACRAMENTO	ELK GROVE UNIFIED	PLEASANT GROVE ELEMENTARY	57/67314-00-038	9/14/2021	\$3,524,107.00
SACRAMENTO	ELK GROVE UNIFIED	KERR (JOSEPH) MIDDLE	57/67314-00-039	9/15/2021	\$2,162,867.00
STANISLAUS	TURLOCK UNIFIED	DUTCHER MIDDLE	50/75739-00-007	9/23/2021	\$2,008,413.00
SAN LUIS OBISPO	SAN LUIS COASTAL UNIFIED	BISHOPS PEAK ELEMENTARY	57/68809-00-029	9/23/2021	\$1,326,604.00
ORANGE	NEWPORT-MESA UNIFIED	BACK BAY HIGH	57/66597-00-052	9/24/2021	\$533,273.00
YOLO	WOODLAND JOINT UNIFIED	SPRING LAKE ELEMENTARY	50/72710-00-007	9/27/2021	\$2,370,931.00
ORANGE	NEWPORT-MESA UNIFIED	ENSIGN (HORACE) INTERMEDIATE	57/66597-00-053	9/27/2021	\$1,922,753.00
RIVERSIDE	HEMET UNIFIED	LITTLE LAKE ELEMENTARY	57/67082-00-012	9/27/2021	\$2,948,825.00
SAN BERNARDINO	VICTOR VALLEY UNION HIGH	SILVERADO HIGH	57/67934-00-005	9/27/2021	\$13,863,069.00
TULARE	SEQUOIA UNION ELEMENTARY	SEQUOIA ELEMENTARY	57/72116-00-002	9/29/2021	\$2,407,217.00
FRESNO	FOWLER UNIFIED	FOWLER HIGH	57/62158-00-007	10/7/2021	\$2,023,433.00
ORANGE	NEWPORT-MESA UNIFIED	COSTA MESA HIGH	57/66597-00-054	10/8/2021	\$1,758,343.00
ALAMEDA	SAN LEANDRO UNIFIED	MCKINLEY ELEMENTARY	57/61291-00-024	10/11/2021	\$714,546.00
ALAMEDA	SAN LEANDRO UNIFIED	WASHINGTON ELEMENTARY	57/61291-00-025	10/11/2021	\$1,028,386.00

Program	Amount (in Dollars)
New Construction	\$100,367,397.85
Modernization	\$50,922,552.00
<b>Total</b>	<b>\$151,289,949.85</b>

**APPLICANT DATA**

<b>Applicant:</b>	San Juan Unified	<b>PTN:</b>	67447 - 586
<b>Application No:</b>	50/67447-04-001	<b>County:</b>	Sacramento
<b>School Name:</b>	Arden Intermediate	<b>Filing Basis:</b>	HSAA 04 - El Camino/Rio Americano

**HISTORY OF PROJECT FUNDING**

	Fund Code	Proposition	Previously Authorized	Authorized This Action	State Apportionment This Action
<b>State Share</b>					
NC/Add. Grant	001-2324	GF	\$	\$ 6,532,305.00	\$ 6,532,305.00
<b>Applicant Share</b>					
District Contribution				6,532,305.00	
<b>Total</b>			\$ <u>0.00</u>	\$ <u>13,064,610.00</u>	\$ <u>6,532,305.00</u>
<b>Funding Source:</b>	<b>General Funds FY 2023/2024</b>				

**APPLICATION DATA**

**Type of Project:** Middle School

**Pupils Assigned:** 7-8: 243

**Number of Classrooms:** 10

**Addition to Existing Site:** No

**Master Plan Acres:** 19.9

**Recommended Acres:** 15.0

**Existing Acres:** 17.2

**PROGRAM GRANT DATA**

<b>Automatic Sprinkler System</b>	\$ 76,545.00
<b>Base Grant</b>	\$ 4,052,997.00
<b>Fire Detection</b>	\$ 6,075.00
<b>Off Site</b>	\$ 120,686.00
<b>Service Site Development</b>	\$ 2,183,164.00
<b>Utilities</b>	\$ 92,838.00
<b>Total State Share (50%)</b>	<u>6,532,305.00</u>
<b>Applicant Share (50%)</b>	<u>6,532,305.00</u>
<b>Total Project Cost</b>	\$ <u>13,064,610.00</u>

**STIPULATED TERMS & NEXT STEPS**

A valid Fund Release Authorization (Form SAB 50-05) must be signed by the designated District Representative and must be received by the Office of Public School Construction prior to 11:59 p.m. within 180 calendar days of SAB approval of the Apportionment for this project. The form may be submitted electronically via OPSC Online or via email to OPSCApplicationReviewTeam@dgs.ca.gov.

The Applicant shall ensure that it is in compliance with all applicable laws, regulations and certifications it made on the program forms.

The Applicant is required to submit a signed Grant Agreement for the project prior to or concurrent with a valid Fund Release Authorization (Form SAB 50-05). Failure to submit an executed Grant Agreement and valid Form SAB 50-05 prior to the deadline shall result in the Apportionment being rescinded without further board action.

The Applicant is responsible for ensuring that the project is compliant with Prevailing Wage Monitoring and/or Labor Compliance Program requirements at the time construction contracts are executed and/or construction commenced.

**APPLICANT DATA**

<b>Applicant:</b>	Santa Clara Unified	<b>PTN:</b>	69674 - 195,97
<b>Application No:</b>	50/69674-00-001	<b>County:</b>	Santa Clara
<b>School Name:</b>	Abram Agnew Elementary	<b>Filing Basis:</b>	District-wide

**HISTORY OF PROJECT FUNDING**

	Fund Code	Proposition	Previously Authorized	Authorized This Action	State Apportionment This Action
<u>State Share</u>					
NC/Add. Grant	001-2324	GF	\$	\$ 28,087,346.66	\$ 28,087,346.66
<u>Applicant Share</u>					
District Contribution				28,087,346.66	
Total			\$ <u>0.00</u>	\$ <u>56,174,693.32</u>	\$ <u>28,087,346.66</u>
Funding Source:	General Funds FY 2023/2024				

**APPLICATION DATA**

Type of Project: Elementary School

Pupils Assigned: 9-12: 537  
Severe: 9

Number of Classrooms: 24

Addition to Existing Site: No

Use of Grants 1859.77.3(a): No

Use of Grants 1859.77.3(b): Yes

Master Plan Acres: 15.4

Recommended Acres: 11.4

Proposed Acres: 12.6

Therapy/Other Area: 0.0 Sq. Ft

Therapy/Toilet Area: 90.0 Sq. Ft

**PROGRAM GRANT DATA**

2% of Appraised or Actual Value	\$	237,600.00
Automatic Sprinkler System	\$	183,114.00
Base Grant	\$	11,795,577.00
DTSC Fees	\$	9,734.48
Fire Detection	\$	23,265.00
General Site	\$	1,046,065.00
Hazardous Waste Removal	\$	760,884.18
NC Site Acquisition	\$	5,940,000.00
Off Site	\$	740,001.00
Service Site Development	\$	6,853,771.00
Therapy/Toilet Area	\$	41,760.00
Utilities	\$	455,575.00
<b>Total State Share (50%)</b>		<u>28,087,346.66</u>
<b>Applicant Share (50%)</b>		<u>28,087,346.66</u>
<b>Total Project Cost</b>	\$	<u><b>56,174,693.32</b></u>

**STIPULATED TERMS & NEXT STEPS**

A valid Fund Release Authorization (Form SAB 50-05) must be signed by the designated District Representative and must be received by the Office of Public School Construction prior to 11:59 p.m. within 180 calendar days of SAB approval of the Apportionment for this project. The form may be submitted electronically via OPSC Online or via email to OPSCApplicationReviewTeam@dgs.ca.gov.

The Applicant shall ensure that it is in compliance with all applicable laws, regulations and certifications it made on the program forms.

The Applicant is required to submit a signed Grant Agreement for the project prior to or concurrent with a valid Fund Release Authorization (Form SAB 50-05). Failure to submit an executed Grant Agreement and valid Form SAB 50-05 prior to the deadline shall result in the Apportionment being rescinded without further board action.

The Applicant is responsible for ensuring that the project is compliant with Prevailing Wage Monitoring and/or Labor Compliance Program requirements at the time construction contracts are executed and/or construction commenced.

**APPLICANT DATA**

<b>Applicant:</b>	Santa Clara Unified	<b>PTN:</b>	69674 - 196,97
<b>Application No:</b>	50/69674-00-002	<b>County:</b>	Santa Clara
<b>School Name:</b>	Dolores Huerta Middle	<b>Filing Basis:</b>	District-wide

**HISTORY OF PROJECT FUNDING**

	Fund Code	Proposition	Previously Authorized	Authorized This Action	State Apportionment This Action
<u>State Share</u>					
NC/Add. Grant	001-2324	GF	\$	\$ 39,593,826.19	\$ 39,593,826.19
<u>Applicant Share</u>					
District Contribution				39,593,826.19	
Total			\$ <u>0.00</u>	\$ <u>79,187,652.38</u>	\$ <u>39,593,826.19</u>
Funding Source:	General Funds FY 2023/2024				

**APPLICATION DATA**

Type of Project:	Middle School
Pupils Assigned:	
	9-12: 838
	Severe: 27
Number of Classrooms:	37
Addition to Existing Site:	No
Use of Grants 1859.77.3(a):	No
Use of Grants 1859.77.3(b):	Yes
Master Plan Acres:	18.1
Recommended Acres:	15.0
Proposed Acres:	11.9

**PROGRAM GRANT DATA**

2% of Appraised or Actual Value	\$	224,448.00
Automatic Sprinkler System	\$	296,571.00
Base Grant	\$	18,981,352.00
DTSC Fees	\$	9,195.64
Fire Detection	\$	37,329.00
General Site	\$	1,551,191.00
Hazardous Waste Removal	\$	718,766.55
Multi Level Construction	\$	1,446,717.00
NC Site Acquisition	\$	5,611,200.00
Off Site	\$	2,272,185.00
Service Site Development	\$	7,617,227.00
Utilities	\$	827,644.00
Total State Share (50%)		39,593,826.19
Applicant Share (50%)		39,593,826.19
Total Project Cost	\$	<u>79,187,652.38</u>

**STIPULATED TERMS & NEXT STEPS**

A valid Fund Release Authorization (Form SAB 50-05) must be signed by the designated District Representative and must be received by the Office of Public School Construction prior to 11:59 p.m. within 180 calendar days of SAB approval of the Apportionment for this project. The form may be submitted electronically via OPSC Online or via email to [OPSCApplicationReviewTeam@dgs.ca.gov](mailto:OPSCApplicationReviewTeam@dgs.ca.gov).

The Applicant shall ensure that it is in compliance with all applicable laws, regulations and certifications it made on the program forms.

The Applicant is required to submit a signed Grant Agreement for the project prior to or concurrent with a valid Fund Release Authorization (Form SAB 50-05). Failure to submit an executed Grant Agreement and valid Form SAB 50-05 prior to the deadline shall result in the Apportionment being rescinded without further board action.

The Applicant is responsible for ensuring that the project is compliant with Prevailing Wage Monitoring and/or Labor Compliance Program requirements at the time construction contracts are executed and/or construction commenced.



**APPLICANT DATA**

<b>Applicant:</b>	Livermore Valley Joint Unified	<b>PTN:</b>	61200 - 98
<b>Application No:</b>	50/61200-00-005	<b>County:</b>	Alameda
<b>School Name:</b>	Michell (Joe) Elementary	<b>Filing Basis:</b>	District-wide

**HISTORY OF PROJECT FUNDING**

	Fund Code	Proposition	Previously Authorized	Authorized This Action	State Apportionment This Action
<u>State Share</u>					
NC/Add. Grant	001-2324	GF	\$	\$ 8,726,278.00	\$ 8,726,278.00
<u>Applicant Share</u>					
District Contribution				8,726,278.00	
<b>Total</b>			<b>\$ 0.00</b>	<b>\$ 17,452,556.00</b>	<b>\$ 8,726,278.00</b>
<b>Funding Source:</b>	<b>General Funds FY 2023/2024</b>				

**APPLICATION DATA**

**Type of Project:** Middle School  
**Pupils Assigned:** K-6: 384  
**Severe:** 9  
**Number of Classrooms:** 8  
**Addition to Existing Site:** No  
**Use of Grants 1859.77.3(a):** Yes  
**Use of Grants 1859.77.3(b):** Yes  
**Master Plan Acres:** 18.2  
**Recommended Acres:** 18.0  
**Existing Acres:** 11.69  
**Additional Facilities:** Gym

**PROGRAM GRANT DATA**

<b>Automatic Sprinkler System</b>	\$	108,891.00
<b>Base Grant</b>	\$	6,454,506.00
<b>Fire Detection</b>	\$	8,007.00
<b>Service Site Development</b>	\$	1,699,334.00
<b>Small Size Project</b>	\$	258,180.00
<b>Utilities</b>	\$	197,360.00
<b>Total State Share (50%)</b>		8,726,278.00
<b>Applicant Share (50%)</b>		8,726,278.00
<b>Total Project Cost</b>	<b>\$</b>	<b>17,452,556.00</b>

**STIPULATED TERMS & NEXT STEPS**

A valid Fund Release Authorization (Form SAB 50-05) must be signed by the designated District Representative and must be received by the Office of Public School Construction prior to 11:59 p.m. within 180 calendar days of SAB approval of the Apportionment for this project. The form may be submitted electronically via OPSC Online or via email to OPSCApplicationReviewTeam@dgs.ca.gov.

The Applicant shall ensure that it is in compliance with all applicable laws, regulations and certifications it made on the program forms.

The Applicant is required to submit a signed Grant Agreement for the project prior to or concurrent with a valid Fund Release Authorization (Form SAB 50-05). Failure to submit an executed Grant Agreement and valid Form SAB 50-05 prior to the deadline shall result in the Apportionment being rescinded without further board action.

The Applicant is responsible for ensuring that the project is compliant with Prevailing Wage Monitoring and/or Labor Compliance Program requirements at the time construction contracts are executed and/or construction commenced.

**APPLICANT DATA**

<b>Applicant:</b>	Livermore Valley Joint Unified	<b>PTN:</b>	61200 - 98
<b>Application No:</b>	57/61200-00-031	<b>County:</b>	Alameda
<b>School Name:</b>	Michell (Joe) Elementary		

**HISTORY OF PROJECT FUNDING**

	<b>Fund Code</b>	<b>Proposition</b>	<b>Previously Authorized</b>	<b>Authorized This Action</b>	<b>State Apportionment This Action</b>
<u>State Share</u>					
<b>Mod/Add. Grant</b>	001-2324	GF	\$	\$ 3,698,760.00	\$ 3,698,760.00
<u>Applicant Share</u>					
<b>District Contribution</b>				2,465,840.00	
<b>Total</b>			\$ <u>0.00</u>	\$ <u>6,164,600.00</u>	\$ <u>3,698,760.00</u>
<b>Funding Source:</b>	General Funds FY 2023/2024				

**APPLICATION DATA**

**Type of Project:** Middle School

**Pupils Assigned Under 50 Yrs:**

<b>K-6:</b>	0
<b>7-8:</b>	39
<b>Severe:</b>	5

**Pupils Assigned Over 50 Yrs:**

<b>K-6:</b>	38
<b>7-8:</b>	221
<b>Severe:</b>	34

**Recommended Acres:** 18.0

**Existing Acres:** 11.69

**PROGRAM GRANT DATA**

<b>Accessibility Fire Grant</b>	\$	105,428.00
<b>Base Grant - Over 50Yr</b>	\$	3,514,279.00
<b>Fire Detection</b>	\$	79,053.00
<b>Total State Share (60%)</b>		<u>3,698,760.00</u>
<b>Applicant Share (40%)</b>		<u>2,465,840.00</u>
<b>Total Project Cost</b>	\$	<u><u>6,164,600.00</u></u>

**STIPULATED TERMS & NEXT STEPS**

A valid Fund Release Authorization (Form SAB 50-05) must be signed by the designated District Representative and must be received by the Office of Public School Construction prior to 11:59 p.m. within 180 calendar days of SAB approval of the Apportionment for this project. The form may be submitted electronically via OPSC Online or via email to OPSCApplicationReviewTeam@dgs.ca.gov.

The Applicant shall ensure that it is in compliance with all applicable laws, regulations and certifications it made on the program forms.

The Applicant is required to submit a signed Grant Agreement for the project prior to or concurrent with a valid Fund Release Authorization (Form SAB 50-05). Failure to submit an executed Grant Agreement and valid Form SAB 50-05 prior to the deadline shall result in the Apportionment being rescinded without further board action.

The Applicant is responsible for ensuring that the project is compliant with Prevailing Wage Monitoring and/or Labor Compliance Program requirements at the time construction contracts are executed and/or construction commenced.

**APPLICANT DATA**

<b>Applicant:</b>	Val Verde Unified	<b>PTN:</b>	75242 - 172
<b>Application No:</b>	57/75242-00-008	<b>County:</b>	Riverside
<b>School Name:</b>	Rainbow Ridge Elementary		

**HISTORY OF PROJECT FUNDING**

	<b>Fund Code</b>	<b>Proposition</b>	<b>Previously Authorized</b>	<b>Authorized This Action</b>	<b>State Apportionment This Action</b>
<u>State Share</u>					
<b>Mod/Add. Grant</b>	001-2324	GF	\$	\$ 3,328,621.00	\$ 3,328,621.00
<u>Applicant Share</u>					
<b>District Contribution</b>				2,219,080.67	
<b>Total</b>			\$ <u>0.00</u>	\$ <u>5,547,701.67</u>	\$ <u>3,328,621.00</u>
<b>Funding Source:</b>	General Funds FY 2023/2024				

**APPLICATION DATA**

**Type of Project:** Elementary School

**Pupils Assigned Under 50 Yrs:**

<b>K-6:</b>	373
<b>Non-Severe:</b>	23
<b>Severe:</b>	13

**Recommended Acres:** 11.7

**Existing Acres:** 8.7

**PROGRAM GRANT DATA**

<b>Accessibility Fire Grant</b>	\$	545,470.00
<b>Base Grant - Under 50Yr</b>	\$	2,783,151.00
<b>Total State Share (60%)</b>		<u>3,328,621.00</u>
<b>Applicant Share (40%)</b>		2,219,080.67
<b>Total Project Cost</b>	\$	<u>5,547,701.67</u>

**STIPULATED TERMS & NEXT STEPS**

A valid Fund Release Authorization (Form SAB 50-05) must be signed by the designated District Representative and must be received by the Office of Public School Construction prior to 11:59 p.m. within 180 calendar days of SAB approval of the Apportionment for this project. The form may be submitted electronically via OPSC Online or via email to OPSCApplicationReviewTeam@dgs.ca.gov.

The Applicant shall ensure that it is in compliance with all applicable laws, regulations and certifications it made on the program forms.

The Applicant is required to submit a signed Grant Agreement for the project prior to or concurrent with a valid Fund Release Authorization (Form SAB 50-05). Failure to submit an executed Grant Agreement and valid Form SAB 50-05 prior to the deadline shall result in the Apportionment being rescinded without further board action.

The Applicant is responsible for ensuring that the project is compliant with Prevailing Wage Monitoring and/or Labor Compliance Program requirements at the time construction contracts are executed and/or construction commenced.

**APPLICANT DATA**

<b>Applicant:</b>	Patterson Joint Unified	<b>PTN:</b>	71217 - 43,55
<b>Application No:</b>	50/71217-00-011	<b>County:</b>	Stanislaus
<b>School Name:</b>	Grayson Charter	<b>Filing Basis:</b>	District-wide

**HISTORY OF PROJECT FUNDING**

	Fund Code	Proposition	Previously Authorized	Authorized This Action	State Apportionment This Action
<u>State Share</u>					
NC/Add. Grant	001-2324	GF	\$	\$ 398,993.00	\$ 398,993.00
<u>Applicant Share</u>					
District Contribution				398,993.00	
<b>Total</b>			<b>\$ 0.00</b>	<b>\$ 797,986.00</b>	<b>\$ 398,993.00</b>
<b>Funding Source:</b>	<b>General Funds FY 2023/2024</b>				

**APPLICATION DATA**

**Type of Project:** Elementary School

**Pupils Assigned:**

**Non-Severe:** 12

**Number of Classrooms:** 2

**Addition to Existing Site:** No

**Master Plan Acres:** 7.0

**Recommended Acres:** 5.7

**Existing Acres:** 8.58

**PROGRAM GRANT DATA**

<b>Base Grant</b>	\$	355,644.00
<b>Fire Detection</b>	\$	672.00
<b>Small Size Project</b>	\$	42,677.00
<b>Total State Share (50%)</b>		398,993.00
<b>Applicant Share (50%)</b>		398,993.00
<b>Total Project Cost</b>	\$	<b>797,986.00</b>

**STIPULATED TERMS & NEXT STEPS**

A valid Fund Release Authorization (Form SAB 50-05) must be signed by the designated District Representative and must be received by the Office of Public School Construction prior to 11:59 p.m. within 180 calendar days of SAB approval of the Apportionment for this project. The form may be submitted electronically via OPSC Online or via email to OPSCApplicationReviewTeam@dgs.ca.gov.

The Applicant shall ensure that it is in compliance with all applicable laws, regulations and certifications it made on the program forms.

The Applicant is required to submit a signed Grant Agreement for the project prior to or concurrent with a valid Fund Release Authorization (Form SAB 50-05). Failure to submit an executed Grant Agreement and valid Form SAB 50-05 prior to the deadline shall result in the Apportionment being rescinded without further board action.

The Applicant is responsible for ensuring that the project is compliant with Prevailing Wage Monitoring and/or Labor Compliance Program requirements at the time construction contracts are executed and/or construction commenced.

**APPLICANT DATA**

<b>Applicant:</b>	Manteca Unified	<b>PTN:</b>	68593 - 125
<b>Application No:</b>	50/68593-00-027	<b>County:</b>	San Joaquin
<b>School Name:</b>	Manteca High	<b>Filing Basis:</b>	District-wide

**HISTORY OF PROJECT FUNDING**

	<b>Fund Code</b>	<b>Proposition</b>	<b>Previously Authorized</b>	<b>Authorized This Action</b>	<b>State Apportionment This Action</b>
<b>State Share</b>					
<b>NC/Add. Grant</b>	001-2324	GF	\$	\$ 7,768,550.00	\$ 7,768,550.00
<b>Applicant Share</b>					
<b>District Contribution</b>				7,768,550.00	
<b>Total</b>			\$ <u>0.00</u>	\$ <u>15,537,100.00</u>	\$ <u>7,768,550.00</u>
<b>Funding Source:</b>	General Funds FY 2023/2024				

**APPLICATION DATA**

**Type of Project:** High School

**Pupils Assigned:** 9-12: 270

**Number of Classrooms:** 11

**Addition to Existing Site:** No

**Master Plan Acres:** 52.6

**Recommended Acres:** 49.6

**Existing Acres:** 45.0

**PROGRAM GRANT DATA**

<b>Automatic Sprinkler System</b>	\$ 88,290.00
<b>Base Grant</b>	\$ 5,730,210.00
<b>Fire Detection</b>	\$ 11,340.00
<b>Off Site</b>	\$ 46,978.00
<b>Service Site Development</b>	\$ 1,499,815.00
<b>Utilities</b>	\$ 391,917.00
<b>Total State Share (50%)</b>	<u>7,768,550.00</u>
<b>Applicant Share (50%)</b>	<u>7,768,550.00</u>
<b>Total Project Cost</b>	\$ <u>15,537,100.00</u>

**STIPULATED TERMS & NEXT STEPS**

A valid Fund Release Authorization (Form SAB 50-05) must be signed by the designated District Representative and must be received by the Office of Public School Construction prior to 11:59 p.m. within 180 calendar days of SAB approval of the Apportionment for this project. The form may be submitted electronically via OPSC Online or via email to OPSCApplicationReviewTeam@dgs.ca.gov.

The Applicant shall ensure that it is in compliance with all applicable laws, regulations and certifications it made on the program forms.

The Applicant is required to submit a signed Grant Agreement for the project prior to or concurrent with a valid Fund Release Authorization (Form SAB 50-05). Failure to submit an executed Grant Agreement and valid Form SAB 50-05 prior to the deadline shall result in the Apportionment being rescinded without further board action.

The Applicant is responsible for ensuring that the project is compliant with Prevailing Wage Monitoring and/or Labor Compliance Program requirements at the time construction contracts are executed and/or construction commenced.

**APPLICANT DATA**

<b>Applicant:</b>	Corona-Norco Unified	<b>PTN:</b>	67033 - 295
<b>Application No:</b>	57/67033-00-023	<b>County:</b>	Riverside
<b>School Name:</b>	Jefferson Elementary		

**HISTORY OF PROJECT FUNDING**

	<b>Fund Code</b>	<b>Proposition</b>	<b>Previously Authorized</b>	<b>Authorized This Action</b>	<b>State Apportionment This Action</b>
<u>State Share</u>					
<b>Mod/Add. Grant</b>	001-2324	GF	\$	\$ 3,196,222.00	\$ 3,196,222.00
<u>Applicant Share</u>					
<b>District Contribution</b>				2,130,814.67	
<b>Total</b>			\$ <u>0.00</u>	\$ <u>5,327,036.67</u>	\$ <u>3,196,222.00</u>
<b>Funding Source:</b>	General Funds FY 2023/2024				

**APPLICATION DATA**

<b>Type of Project:</b>	Elementary School	
<b>Pupils Assigned Under 50 Yrs:</b>	<b>K-6:</b>	450
	<b>Non-Severe:</b>	24
<b>Recommended Acres:</b>	12.4	
<b>Existing Acres:</b>	12.3	

**PROGRAM GRANT DATA**

<b>Accessibility Fire Grant</b>	\$	90,286.00
<b>Base Grant - Under 50Yr</b>	\$	3,009,546.00
<b>Fire Detection</b>	\$	96,390.00
<b>Total State Share (60%)</b>		<u>3,196,222.00</u>
<b>Applicant Share (40%)</b>		<u>2,130,814.67</u>
<b>Total Project Cost</b>	\$	<u>5,327,036.67</u>

**STIPULATED TERMS & NEXT STEPS**

A valid Fund Release Authorization (Form SAB 50-05) must be signed by the designated District Representative and must be received by the Office of Public School Construction prior to 11:59 p.m. within 180 calendar days of SAB approval of the Apportionment for this project. The form may be submitted electronically via OPSC Online or via email to [OPSCApplicationReviewTeam@dgs.ca.gov](mailto:OPSCApplicationReviewTeam@dgs.ca.gov).

The Applicant shall ensure that it is in compliance with all applicable laws, regulations and certifications it made on the program forms.

The Applicant is required to submit a signed Grant Agreement for the project prior to or concurrent with a valid Fund Release Authorization (Form SAB 50-05). Failure to submit an executed Grant Agreement and valid Form SAB 50-05 prior to the deadline shall result in the Apportionment being rescinded without further board action.

The Applicant is responsible for ensuring that the project is compliant with Prevailing Wage Monitoring and/or Labor Compliance Program requirements at the time construction contracts are executed and/or construction commenced.

**APPLICANT DATA**

<b>Applicant:</b>	Riverside Unified	<b>PTN:</b>	67215 - 292
<b>Application No:</b>	50/67215-00-041	<b>County:</b>	Riverside
<b>School Name:</b>	Arlington High	<b>Filing Basis:</b>	District-wide

**HISTORY OF PROJECT FUNDING**

	Fund Code	Proposition	Previously Authorized	Authorized This Action	State Apportionment This Action
<b>State Share</b>					
<b>NC/Add. Grant</b>	001-2324	GF	\$	\$ 4,323,601.00	\$ 4,323,601.00
<b>Applicant Share</b>					
<b>District Contribution</b>				4,323,601.00	
<b>Total</b>			\$ <u>0.00</u>	\$ <u>8,647,202.00</u>	\$ <u>4,323,601.00</u>
<b>Funding Source:</b>	General Funds FY 2023/2024				

**APPLICATION DATA**

<b>Type of Project:</b>	High School
<b>Pupils Assigned:</b>	
	9-12: 81
	Severe: 27
<b>Number of Classrooms:</b>	3
<b>Addition to Existing Site:</b>	No
<b>Master Plan Acres:</b>	60.8
<b>Recommended Acres:</b>	49.6
<b>Existing Acres:</b>	47.0
<b>Therapy/Other Area</b>	1106.0 Sq. Ft
<b>Therapy/Toilet Area</b>	318.0 Sq. Ft

**PROGRAM GRANT DATA**

<b>Automatic Sprinkler System</b>	\$	49,032.00
<b>Base Grant</b>	\$	2,915,541.00
<b>Fire Detection</b>	\$	5,535.00
<b>Service Site Development</b>	\$	669,535.00
<b>Small Size Project</b>	\$	116,622.00
<b>Therapy/Other Area</b>	\$	286,454.00
<b>Therapy/Toilet Area</b>	\$	147,552.00
<b>Utilities</b>	\$	133,330.00
<b>Total State Share (50%)</b>		4,323,601.00
<b>Applicant Share (50%)</b>		4,323,601.00
<b>Total Project Cost</b>	\$	<u>8,647,202.00</u>

**STIPULATED TERMS & NEXT STEPS**

A valid Fund Release Authorization (Form SAB 50-05) must be signed by the designated District Representative and must be received by the Office of Public School Construction prior to 11:59 p.m. within 180 calendar days of SAB approval of the Apportionment for this project. The form may be submitted electronically via OPSC Online or via email to OPSCApplicationReviewTeam@dgs.ca.gov.

The Applicant shall ensure that it is in compliance with all applicable laws, regulations and certifications it made on the program forms.

The Applicant is required to submit a signed Grant Agreement for the project prior to or concurrent with a valid Fund Release Authorization (Form SAB 50-05). Failure to submit an executed Grant Agreement and valid Form SAB 50-05 prior to the deadline shall result in the Apportionment being rescinded without further board action.

The Applicant is responsible for ensuring that the project is compliant with Prevailing Wage Monitoring and/or Labor Compliance Program requirements at the time construction contracts are executed and/or construction commenced.

**APPLICANT DATA**

<b>Applicant:</b>	Jefferson Elementary	<b>PTN:</b>	68916 - 59
<b>Application No:</b>	57/68916-00-031	<b>County:</b>	San Mateo
<b>School Name:</b>	Garden Village Elementary		

**HISTORY OF PROJECT FUNDING**

	<b>Fund Code</b>	<b>Proposition</b>	<b>Previously Authorized</b>	<b>Authorized This Action</b>	<b>State Apportionment This Action</b>
<u>State Share</u>					
<b>Mod/Add. Grant</b>	001-2324	GF	\$	\$ 719,498.00	\$ 719,498.00
<u>Applicant Share</u>					
<b>District Contribution</b>				479,665.33	
<b>Total</b>			\$ <u>0.00</u>	\$ <u>1,199,163.33</u>	\$ <u>719,498.00</u>
<b>Funding Source:</b>	General Funds FY 2023/2024				

**APPLICATION DATA**

<b>Type of Project:</b>	Elementary School	
<b>Pupils Assigned Under 50 Yrs:</b>	<b>K-6:</b>	0
<b>Pupils Assigned Over 50 Yrs:</b>	<b>K-6:</b>	75
<b>Recommended Acres:</b>	6.0	
<b>Existing Acres:</b>	7.44	

**PROGRAM GRANT DATA**

<b>Accessibility Fire Grant</b>	\$	18,770.00
<b>Base Grant - Over 50Yr</b>	\$	625,650.00
<b>Small Size Project</b>	\$	75,078.00
<b>Total State Share (60%)</b>		719,498.00
<b>Applicant Share (40%)</b>		479,665.33
<b>Total Project Cost</b>	\$	<u>1,199,163.33</u>

**STIPULATED TERMS & NEXT STEPS**

A valid Fund Release Authorization (Form SAB 50-05) must be signed by the designated District Representative and must be received by the Office of Public School Construction prior to 11:59 p.m. within 180 calendar days of SAB approval of the Apportionment for this project. The form may be submitted electronically via OPSC Online or via email to OPSCApplicationReviewTeam@dgs.ca.gov.

The Applicant shall ensure that it is in compliance with all applicable laws, regulations and certifications it made on the program forms.

The Applicant is required to submit a signed Grant Agreement for the project prior to or concurrent with a valid Fund Release Authorization (Form SAB 50-05). Failure to submit an executed Grant Agreement and valid Form SAB 50-05 prior to the deadline shall result in the Apportionment being rescinded without further board action.

The Applicant is responsible for ensuring that the project is compliant with Prevailing Wage Monitoring and/or Labor Compliance Program requirements at the time construction contracts are executed and/or construction commenced.



**APPLICANT DATA**

<b>Applicant:</b>	Fowler Unified	<b>PTN:</b>	62158 - 50
<b>Application No:</b>	57/62158-00-006	<b>County:</b>	Fresno
<b>School Name:</b>	Malaga Elementary		

**HISTORY OF PROJECT FUNDING**

	<b>Fund Code</b>	<b>Proposition</b>	<b>Previously Authorized</b>	<b>Authorized This Action</b>	<b>State Apportionment This Action</b>
<u>State Share</u>					
<b>Mod/Add. Grant</b>	001-2324	GF	\$	\$ 1,185,043.00	\$ 1,185,043.00
<u>Applicant Share</u>					
<b>District Contribution</b>				790,028.67	
<b>Total</b>			\$ <u>0.00</u>	\$ <u>1,975,071.67</u>	\$ <u>1,185,043.00</u>
<b>Funding Source:</b>	General Funds FY 2023/2024				

**APPLICATION DATA**

<b>Type of Project:</b>	Elementary School	
<b>Pupils Assigned Under 50 Yrs:</b>	<b>K-6:</b>	179
<b>Recommended Acres:</b>	3.7	
<b>Existing Acres:</b>	12.6	

**PROGRAM GRANT DATA**

<b>Accessibility Fire Grant</b>	\$	32,247.00
<b>Base Grant - Under 50Yr</b>	\$	1,074,895.00
<b>Fire Detection</b>	\$	34,905.00
<b>Small Size Project</b>	\$	42,996.00
<b>Total State Share (60%)</b>		<u>1,185,043.00</u>
<b>Applicant Share (40%)</b>		<u>790,028.67</u>
<b>Total Project Cost</b>	\$	<u><u>1,975,071.67</u></u>

**STIPULATED TERMS & NEXT STEPS**

A valid Fund Release Authorization (Form SAB 50-05) must be signed by the designated District Representative and must be received by the Office of Public School Construction prior to 11:59 p.m. within 180 calendar days of SAB approval of the Apportionment for this project. The form may be submitted electronically via OPSC Online or via email to OPSCApplicationReviewTeam@dgs.ca.gov.

The Applicant shall ensure that it is in compliance with all applicable laws, regulations and certifications it made on the program forms.

The Applicant is required to submit a signed Grant Agreement for the project prior to or concurrent with a valid Fund Release Authorization (Form SAB 50-05). Failure to submit an executed Grant Agreement and valid Form SAB 50-05 prior to the deadline shall result in the Apportionment being rescinded without further board action.

The Applicant is responsible for ensuring that the project is compliant with Prevailing Wage Monitoring and/or Labor Compliance Program requirements at the time construction contracts are executed and/or construction commenced.

**APPLICANT DATA**

<b>Applicant:</b>	Irvine Unified	<b>PTN:</b>	73650 - 260
<b>Application No:</b>	50/73650-01-001	<b>County:</b>	Orange
<b>School Name:</b>	South Lake Middle	<b>Filing Basis:</b>	HSAA 01 - Woodbridge

**HISTORY OF PROJECT FUNDING**

	<b>Fund Code</b>	<b>Proposition</b>	<b>Previously Authorized</b>	<b>Authorized This Action</b>	<b>State Apportionment This Action</b>
<b>State Share</b>					
<b>NC/Add. Grant</b>	001-2324	GF	\$	\$ 557,154.00	\$ 557,154.00
<b>Applicant Share</b>					
<b>District Contribution</b>				557,154.00	
<b>Total</b>			\$ <u>0.00</u>	\$ <u>1,114,308.00</u>	\$ <u>557,154.00</u>
<b>Funding Source:</b>	General Funds FY 2023/2024				

**APPLICATION DATA**

<b>Type of Project:</b>	Middle School
<b>Pupils Assigned:</b>	K-6: 27
<b>Number of Classrooms:</b>	1
<b>Addition to Existing Site:</b>	No
<b>Use of Grants 1859.77.3(a):</b>	No
<b>Use of Grants 1859.77.3(b):</b>	Yes
<b>Master Plan Acres:</b>	14.0
<b>Recommended Acres:</b>	14.0
<b>Existing Acres:</b>	12.2

**PROGRAM GRANT DATA**

<b>Automatic Sprinkler System</b>	\$	7,128.00
<b>Base Grant</b>	\$	425,790.00
<b>Fire Detection</b>	\$	513.00
<b>Service Site Development</b>	\$	72,628.00
<b>Small Size Project</b>	\$	51,095.00
<b>Total State Share (50%)</b>		<u>557,154.00</u>
<b>Applicant Share (50%)</b>		<u>557,154.00</u>
<b>Total Project Cost</b>	\$	<u><u>1,114,308.00</u></u>

**STIPULATED TERMS & NEXT STEPS**

A valid Fund Release Authorization (Form SAB 50-05) must be signed by the designated District Representative and must be received by the Office of Public School Construction prior to 11:59 p.m. within 180 calendar days of SAB approval of the Apportionment for this project. The form may be submitted electronically via OPSC Online or via email to OPSCApplicationReviewTeam@dgs.ca.gov.

The Applicant shall ensure that it is in compliance with all applicable laws, regulations and certifications it made on the program forms.

The Applicant is required to submit a signed Grant Agreement for the project prior to or concurrent with a valid Fund Release Authorization (Form SAB 50-05). Failure to submit an executed Grant Agreement and valid Form SAB 50-05 prior to the deadline shall result in the Apportionment being rescinded without further board action.

The Applicant is responsible for ensuring that the project is compliant with Prevailing Wage Monitoring and/or Labor Compliance Program requirements at the time construction contracts are executed and/or construction commenced.

**APPLICANT DATA**

<b>Applicant:</b>	Irvine Unified	<b>PTN:</b>	73650 - 259
<b>Application No:</b>	57/73650-00-037	<b>County:</b>	Orange
<b>School Name:</b>	South Lake Middle		

**HISTORY OF PROJECT FUNDING**

	<b>Fund Code</b>	<b>Proposition</b>	<b>Previously Authorized</b>	<b>Authorized This Action</b>	<b>State Apportionment This Action</b>
<u>State Share</u>					
<b>Mod/Add. Grant</b>	001-2324	GF	\$	\$ 4,580,985.00	\$ 4,580,985.00
<u>Applicant Share</u>					
<b>District Contribution</b>				3,053,990.00	
<b>Total</b>			\$ <u>0.00</u>	\$ <u>7,634,975.00</u>	\$ <u>4,580,985.00</u>
<b>Funding Source:</b>	General Funds FY 2023/2024				

**APPLICATION DATA**

**Type of Project:** Middle School

**Pupils Assigned Under 50 Yrs:**

7-8:	624
<b>Non-Severe:</b>	1
<b>Severe:</b>	18

**Recommended Acres:** 14.0

**Existing Acres:** 12.2

**PROGRAM GRANT DATA**

<b>Accessibility Fire Grant</b>	\$	129,591.00
<b>Base Grant - Under 50Yr</b>	\$	4,319,688.00
<b>Fire Detection</b>	\$	131,706.00
<b>Total State Share (60%)</b>		<u>4,580,985.00</u>
<b>Applicant Share (40%)</b>		3,053,990.00
<b>Total Project Cost</b>	\$	<u>7,634,975.00</u>

**STIPULATED TERMS & NEXT STEPS**

A valid Fund Release Authorization (Form SAB 50-05) must be signed by the designated District Representative and must be received by the Office of Public School Construction prior to 11:59 p.m. within 180 calendar days of SAB approval of the Apportionment for this project. The form may be submitted electronically via OPSC Online or via email to OPSCApplicationReviewTeam@dgs.ca.gov.

The Applicant shall ensure that it is in compliance with all applicable laws, regulations and certifications it made on the program forms.

The Applicant is required to submit a signed Grant Agreement for the project prior to or concurrent with a valid Fund Release Authorization (Form SAB 50-05). Failure to submit an executed Grant Agreement and valid Form SAB 50-05 prior to the deadline shall result in the Apportionment being rescinded without further board action.

The Applicant is responsible for ensuring that the project is compliant with Prevailing Wage Monitoring and/or Labor Compliance Program requirements at the time construction contracts are executed and/or construction commenced.

**APPLICANT DATA**

<b>Applicant:</b>	Elk Grove Unified	<b>PTN:</b>	67314 - 265
<b>Application No:</b>	57/67314-00-038	<b>County:</b>	Sacramento
<b>School Name:</b>	Pleasant Grove Elementary		

**HISTORY OF PROJECT FUNDING**

	<b>Fund Code</b>	<b>Proposition</b>	<b>Previously Authorized</b>	<b>Authorized This Action</b>	<b>State Apportionment This Action</b>
<u>State Share</u>					
<b>Mod/Add. Grant</b>	001-2324	GF	\$	\$ 3,524,107.00	\$ 3,524,107.00
<u>Applicant Share</u>					
<b>District Contribution</b>				2,349,404.67	
<b>Total</b>			\$ <u>0.00</u>	\$ <u>5,873,511.67</u>	\$ <u>3,524,107.00</u>
<b>Funding Source:</b>	General Funds FY 2023/2024				

**APPLICATION DATA**

<b>Type of Project:</b>	Elementary School	
<b>Pupils Assigned Under 50 Yrs:</b>	<b>K-6:</b>	489
<b>Pupils Assigned Over 50 Yrs:</b>	<b>K-6:</b>	46
<b>Recommended Acres:</b>	9.2	
<b>Existing Acres:</b>	7.2	

**PROGRAM GRANT DATA**

<b>Accessibility Fire Grant</b>	\$	99,605.00
<b>Base Grant - Over 50Yr</b>	\$	3,320,177.00
<b>Fire Detection</b>	\$	104,325.00
<b>Total State Share (60%)</b>		<u>3,524,107.00</u>
<b>Applicant Share (40%)</b>		<u>2,349,404.67</u>
<b>Total Project Cost</b>	\$	<u>5,873,511.67</u>

**STIPULATED TERMS & NEXT STEPS**

A valid Fund Release Authorization (Form SAB 50-05) must be signed by the designated District Representative and must be received by the Office of Public School Construction prior to 11:59 p.m. within 180 calendar days of SAB approval of the Apportionment for this project. The form may be submitted electronically via OPSC Online or via email to [OPSCApplicationReviewTeam@dgs.ca.gov](mailto:OPSCApplicationReviewTeam@dgs.ca.gov).

The Applicant shall ensure that it is in compliance with all applicable laws, regulations and certifications it made on the program forms.

The Applicant is required to submit a signed Grant Agreement for the project prior to or concurrent with a valid Fund Release Authorization (Form SAB 50-05). Failure to submit an executed Grant Agreement and valid Form SAB 50-05 prior to the deadline shall result in the Apportionment being rescinded without further board action.

The Applicant is responsible for ensuring that the project is compliant with Prevailing Wage Monitoring and/or Labor Compliance Program requirements at the time construction contracts are executed and/or construction commenced.

**APPLICANT DATA**

<b>Applicant:</b>	Elk Grove Unified	<b>PTN:</b>	67314 - 271
<b>Application No:</b>	57/67314-00-039	<b>County:</b>	Sacramento
<b>School Name:</b>	Kerr (Joseph) Middle		

**HISTORY OF PROJECT FUNDING**

	<b>Fund Code</b>	<b>Proposition</b>	<b>Previously Authorized</b>	<b>Authorized This Action</b>	<b>State Apportionment This Action</b>
<u>State Share</u>					
<b>Mod/Add. Grant</b>	001-2324	GF	\$	\$ 2,162,867.00	\$ 2,162,867.00
<u>Applicant Share</u>					
<b>District Contribution</b>				1,441,911.33	
<b>Total</b>			\$ <u>0.00</u>	\$ <u>3,604,778.33</u>	\$ <u>2,162,867.00</u>
<b>Funding Source:</b>	General Funds FY 2023/2024				

**APPLICATION DATA**

**Type of Project:** Middle School

**Pupils Assigned Under 50 Yrs:**

7-8: 0

**Pupils Assigned Over 50 Yrs:**

7-8: 233

**Recommended Acres:** 18.1

**Existing Acres:** 20.87

**PROGRAM GRANT DATA**

<b>Accessibility Fire Grant</b>	\$	61,673.00
<b>Base Grant - Over 50Yr</b>	\$	2,055,759.00
<b>Fire Detection</b>	\$	45,435.00
<b>Total State Share (60%)</b>		<u>2,162,867.00</u>
<b>Applicant Share (40%)</b>		1,441,911.33
<b>Total Project Cost</b>	\$	<u><u>3,604,778.33</u></u>

**STIPULATED TERMS & NEXT STEPS**

A valid Fund Release Authorization (Form SAB 50-05) must be signed by the designated District Representative and must be received by the Office of Public School Construction prior to 11:59 p.m. within 180 calendar days of SAB approval of the Apportionment for this project. The form may be submitted electronically via OPSC Online or via email to OPSCApplicationReviewTeam@dgs.ca.gov.

The Applicant shall ensure that it is in compliance with all applicable laws, regulations and certifications it made on the program forms.

The Applicant is required to submit a signed Grant Agreement for the project prior to or concurrent with a valid Fund Release Authorization (Form SAB 50-05). Failure to submit an executed Grant Agreement and valid Form SAB 50-05 prior to the deadline shall result in the Apportionment being rescinded without further board action.

The Applicant is responsible for ensuring that the project is compliant with Prevailing Wage Monitoring and/or Labor Compliance Program requirements at the time construction contracts are executed and/or construction commenced.

**APPLICANT DATA**

<b>Applicant:</b>	Turlock Unified	<b>PTN:</b>	75739 - 77
<b>Application No:</b>	50/75739-00-007	<b>County:</b>	Stanislaus
<b>School Name:</b>	Dutcher Middle	<b>Filing Basis:</b>	District-wide

**HISTORY OF PROJECT FUNDING**

	Fund Code	Proposition	Previously Authorized	Authorized This Action	State Apportionment This Action
<b>State Share</b>					
NC/Add. Grant	001-2324	GF	\$	\$ 2,008,413.00	\$ 2,008,413.00
<b>Applicant Share</b>					
District Contribution				2,008,413.00	
<b>Total</b>			\$ <u>0.00</u>	\$ <u>4,016,826.00</u>	\$ <u>2,008,413.00</u>
<b>Funding Source:</b>	General Funds FY 2023/2024				

**APPLICATION DATA**

**Type of Project:** Middle School  
**Pupils Assigned:**  
 7-8: 94  
**Number of Classrooms:** 8  
**Addition to Existing Site:** No  
**Master Plan Acres:** 21.9  
**Recommended Acres:** 20.9  
**Existing Acres:** 18.22

**PROGRAM GRANT DATA**

<b>Base Grant</b>	\$	1,567,826.00
<b>Fire Detection</b>	\$	2,350.00
<b>Service Site Development</b>	\$	407,835.00
<b>Utilities</b>	\$	30,402.00
<b>Total State Share (50%)</b>		<u>2,008,413.00</u>
<b>Applicant Share (50%)</b>		<u>2,008,413.00</u>
<b>Total Project Cost</b>	\$	<u><u>4,016,826.00</u></u>

**STIPULATED TERMS & NEXT STEPS**

A valid Fund Release Authorization (Form SAB 50-05) must be signed by the designated District Representative and must be received by the Office of Public School Construction prior to 11:59 p.m. within 180 calendar days of SAB approval of the Apportionment for this project. The form may be submitted electronically via OPSC Online or via email to OPSCApplicationReviewTeam@dgs.ca.gov.

The Applicant shall ensure that it is in compliance with all applicable laws, regulations and certifications it made on the program forms.

The Applicant is required to submit a signed Grant Agreement for the project prior to or concurrent with a valid Fund Release Authorization (Form SAB 50-05). Failure to submit an executed Grant Agreement and valid Form SAB 50-05 prior to the deadline shall result in the Apportionment being rescinded without further board action.

The Applicant is responsible for ensuring that the project is compliant with Prevailing Wage Monitoring and/or Labor Compliance Program requirements at the time construction contracts are executed and/or construction commenced.

**APPLICANT DATA**

<b>Applicant:</b>	San Luis Coastal Unified	<b>PTN:</b>	68809 - 27
<b>Application No:</b>	57/68809-00-029	<b>County:</b>	San Luis Obispo
<b>School Name:</b>	Bishops Peak Elementary		

**HISTORY OF PROJECT FUNDING**

	Fund Code	Proposition	Previously Authorized	Authorized This Action	State Apportionment This Action
<u>State Share</u>					
<b>Mod/Add. Grant</b>	001-2324	GF	\$	\$ 1,326,604.00	\$ 1,326,604.00
<u>Applicant Share</u>					
<b>District Contribution</b>				884,402.67	
<b>Total</b>			\$ <u>0.00</u>	\$ <u>2,211,006.67</u>	\$ <u>1,326,604.00</u>
<b>Funding Source:</b>	General Funds FY 2023/2024				

**APPLICATION DATA**

**Type of Project:** Elementary School

**Pupils Assigned Under 50 Yrs:**

<b>K-6:</b>	0
<b>Non-Severe:</b>	3
<b>Severe:</b>	4

**Pupils Assigned Over 50 Yrs:**

<b>K-6:</b>	86
<b>Non-Severe:</b>	8
<b>Severe:</b>	9

**Recommended Acres:** 6.9

**Existing Acres:** 6.0

**PROGRAM GRANT DATA**

<b>Accessibility Fire Grant</b>	\$	36,418.00
<b>Base Grant - Over 50Yr</b>	\$	1,213,918.00
<b>Fire Detection</b>	\$	27,711.00
<b>Small Size Project</b>	\$	48,557.00
<b>Total State Share (60%)</b>		<u>1,326,604.00</u>
<b>Applicant Share (40%)</b>		<u>884,402.67</u>
<b>Total Project Cost</b>	\$	<u>2,211,006.67</u>

**STIPULATED TERMS & NEXT STEPS**

A valid Fund Release Authorization (Form SAB 50-05) must be signed by the designated District Representative and must be received by the Office of Public School Construction prior to 11:59 p.m. within 180 calendar days of SAB approval of the Apportionment for this project. The form may be submitted electronically via OPSC Online or via email to OPSCApplicationReviewTeam@dgs.ca.gov.

The Applicant shall ensure that it is in compliance with all applicable laws, regulations and certifications it made on the program forms.

The Applicant is required to submit a signed Grant Agreement for the project prior to or concurrent with a valid Fund Release Authorization (Form SAB 50-05). Failure to submit an executed Grant Agreement and valid Form SAB 50-05 prior to the deadline shall result in the Apportionment being rescinded without further board action.

The Applicant is responsible for ensuring that the project is compliant with Prevailing Wage Monitoring and/or Labor Compliance Program requirements at the time construction contracts are executed and/or construction commenced.

**APPLICANT DATA**

<b>Applicant:</b>	Newport-Mesa Unified	<b>PTN:</b>	66597 - 260
<b>Application No:</b>	57/66597-00-052	<b>County:</b>	Orange
<b>School Name:</b>	Back Bay High		

**HISTORY OF PROJECT FUNDING**

	<b>Fund Code</b>	<b>Proposition</b>	<b>Previously Authorized</b>	<b>Authorized This Action</b>	<b>State Apportionment This Action</b>
<u>State Share</u>					
<b>Mod/Add. Grant</b>	001-2324	GF	\$	\$ 533,273.00	\$ 533,273.00
<u>Applicant Share</u>					
<b>District Contribution</b>				355,515.33	
<b>Total</b>			\$ <u>0.00</u>	\$ <u>888,788.33</u>	\$ <u>533,273.00</u>
<b>Funding Source:</b>	General Funds FY 2023/2024				

**APPLICATION DATA**

**Type of Project:** High School

**Pupils Assigned Under 50 Yrs:**

**Severe:** 2

**Pupils Assigned Over 50 Yrs:**

**Severe:** 16

**Recommended Acres:** 3.6

**Existing Acres:** 6.25

**PROGRAM GRANT DATA**

<b>Accessibility Fire Grant</b>	\$	13,911.00
<b>Base Grant - Over 50Yr</b>	\$	463,716.00
<b>Small Size Project</b>	\$	55,646.00
<b>Total State Share (60%)</b>		533,273.00
<b>Applicant Share (40%)</b>		355,515.33
<b>Total Project Cost</b>	\$	<u>888,788.33</u>

**STIPULATED TERMS & NEXT STEPS**

A valid Fund Release Authorization (Form SAB 50-05) must be signed by the designated District Representative and must be received by the Office of Public School Construction prior to 11:59 p.m. within 180 calendar days of SAB approval of the Apportionment for this project. The form may be submitted electronically via OPSC Online or via email to OPSCApplicationReviewTeam@dgs.ca.gov.

The Applicant shall ensure that it is in compliance with all applicable laws, regulations and certifications it made on the program forms.

The Applicant is required to submit a signed Grant Agreement for the project prior to or concurrent with a valid Fund Release Authorization (Form SAB 50-05). Failure to submit an executed Grant Agreement and valid Form SAB 50-05 prior to the deadline shall result in the Apportionment being rescinded without further board action.

The Applicant is responsible for ensuring that the project is compliant with Prevailing Wage Monitoring and/or Labor Compliance Program requirements at the time construction contracts are executed and/or construction commenced.



**APPLICANT DATA**

<b>Applicant:</b>	Woodland Joint Unified	<b>PTN:</b>	72710 - 092,098
<b>Application No:</b>	50/72710-00-007	<b>County:</b>	Yolo
<b>School Name:</b>	Spring Lake Elementary	<b>Filing Basis:</b>	District-wide

**HISTORY OF PROJECT FUNDING**

	<b>Fund Code</b>	<b>Proposition</b>	<b>Previously Authorized</b>	<b>Authorized This Action</b>	<b>State Apportionment This Action</b>
<u>State Share</u>					
<b>NC/Add. Grant</b>	001-2324	GF	\$	\$ 2,370,931.00	\$ 2,370,931.00
<u>Applicant Share</u>					
<b>District Contribution</b>				2,370,931.00	
<b>Total</b>			\$ <u>0.00</u>	\$ <u>4,741,862.00</u>	\$ <u>2,370,931.00</u>
<b>Funding Source:</b>	General Funds FY 2023/2024				

**APPLICATION DATA**

<b>Type of Project:</b>	Elementary School
<b>Pupils Assigned:</b>	K-6: 125
<b>Number of Classrooms:</b>	5
<b>Addition to Existing Site:</b>	No
<b>Master Plan Acres:</b>	9.9
<b>Recommended Acres:</b>	8.3
<b>Existing Acres:</b>	9.84

**PROGRAM GRANT DATA**

<b>Automatic Sprinkler System</b>	\$	33,000.00
<b>Base Grant</b>	\$	1,971,250.00
<b>Fire Detection</b>	\$	2,375.00
<b>Service Site Development</b>	\$	216,510.00
<b>Small Size Project</b>	\$	78,850.00
<b>Utilities</b>	\$	68,946.00
<b>Total State Share (50%)</b>		<u>2,370,931.00</u>
<b>Applicant Share (50%)</b>		<u>2,370,931.00</u>
<b>Total Project Cost</b>	\$	<u>4,741,862.00</u>

**STIPULATED TERMS & NEXT STEPS**

A valid Fund Release Authorization (Form SAB 50-05) must be signed by the designated District Representative and must be received by the Office of Public School Construction prior to 11:59 p.m. within 180 calendar days of SAB approval of the Apportionment for this project. The form may be submitted electronically via OPSC Online or via email to OPSCApplicationReviewTeam@dgs.ca.gov.

The Applicant shall ensure that it is in compliance with all applicable laws, regulations and certifications it made on the program forms.

The Applicant is required to submit a signed Grant Agreement for the project prior to or concurrent with a valid Fund Release Authorization (Form SAB 50-05). Failure to submit an executed Grant Agreement and valid Form SAB 50-05 prior to the deadline shall result in the Apportionment being rescinded without further board action.

The Applicant is responsible for ensuring that the project is compliant with Prevailing Wage Monitoring and/or Labor Compliance Program requirements at the time construction contracts are executed and/or construction commenced.

**APPLICANT DATA**

<b>Applicant:</b>	Newport-Mesa Unified	<b>PTN:</b>	66597 - 238
<b>Application No:</b>	57/66597-00-053	<b>County:</b>	Orange
<b>School Name:</b>	Ensign (Horace) Intermediate		

**HISTORY OF PROJECT FUNDING**

	<b>Fund Code</b>	<b>Proposition</b>	<b>Previously Authorized</b>	<b>Authorized This Action</b>	<b>State Apportionment This Action</b>
<u>State Share</u>					
<b>Mod/Add. Grant</b>	001-2324	GF	\$	\$ 1,922,753.00	\$ 1,922,753.00
<u>Applicant Share</u>					
<b>District Contribution</b>				1,281,835.33	
<b>Total</b>			\$ <u>0.00</u>	\$ <u>3,204,588.33</u>	\$ <u>1,922,753.00</u>
<b>Funding Source:</b>	General Funds FY 2023/2024				

**APPLICATION DATA**

**Type of Project:** Middle School

**Pupils Assigned Under 50 Yrs:**

**Non-Severe:** 7

**Pupils Assigned Over 50 Yrs:**

**Non-Severe:** 89

**Recommended Acres:** 21.9

**Existing Acres:** 16.09

**PROGRAM GRANT DATA**

<b>Accessibility Fire Grant</b>	\$	50,159.00
<b>Base Grant - Over 50Yr</b>	\$	1,671,959.00
<b>Small Size Project</b>	\$	200,635.00
<b>Total State Share (60%)</b>		<u>1,922,753.00</u>
<b>Applicant Share (40%)</b>		<u>1,281,835.33</u>
<b>Total Project Cost</b>	\$	<u><u>3,204,588.33</u></u>

**STIPULATED TERMS & NEXT STEPS**

A valid Fund Release Authorization (Form SAB 50-05) must be signed by the designated District Representative and must be received by the Office of Public School Construction prior to 11:59 p.m. within 180 calendar days of SAB approval of the Apportionment for this project. The form may be submitted electronically via OPSC Online or via email to OPSCApplicationReviewTeam@dgs.ca.gov.

The Applicant shall ensure that it is in compliance with all applicable laws, regulations and certifications it made on the program forms.

The Applicant is required to submit a signed Grant Agreement for the project prior to or concurrent with a valid Fund Release Authorization (Form SAB 50-05). Failure to submit an executed Grant Agreement and valid Form SAB 50-05 prior to the deadline shall result in the Apportionment being rescinded without further board action.

The Applicant is responsible for ensuring that the project is compliant with Prevailing Wage Monitoring and/or Labor Compliance Program requirements at the time construction contracts are executed and/or construction commenced.

**APPLICANT DATA**

<b>Applicant:</b>	Hemet Unified	<b>PTN:</b>	67082 - 193
<b>Application No:</b>	57/67082-00-012	<b>County:</b>	Riverside
<b>School Name:</b>	Little Lake Elementary		

**HISTORY OF PROJECT FUNDING**

	<b>Fund Code</b>	<b>Proposition</b>	<b>Previously Authorized</b>	<b>Authorized This Action</b>	<b>State Apportionment This Action</b>
<u>State Share</u>					
<b>Mod/Add. Grant</b>	001-2324	GF	\$	\$ 2,948,825.00	\$ 2,948,825.00
<u>Applicant Share</u>					
<b>District Contribution</b>				1,965,883.33	
<b>Total</b>			\$ <u>0.00</u>	\$ <u>4,914,708.33</u>	\$ <u>2,948,825.00</u>
<b>Funding Source:</b>	General Funds FY 2023/2024				

**APPLICATION DATA**

<b>Type of Project:</b>	Elementary School	
<b>Pupils Assigned Under 50 Yrs:</b>	<b>K-6:</b>	0
<b>Pupils Assigned Over 50 Yrs:</b>	<b>K-6:</b>	334
<b>Recommended Acres:</b>		8.8
<b>Existing Acres:</b>		10.86

**PROGRAM GRANT DATA**

<b>Accessibility Fire Grant</b>	\$	83,587.00
<b>Base Grant - Over 50Yr</b>	\$	2,786,228.00
<b>Fire Detection</b>	\$	65,130.00
<b>Utilities</b>	\$	13,880.00
<b>Total State Share (60%)</b>		<u>2,948,825.00</u>
<b>Applicant Share (40%)</b>		<u>1,965,883.33</u>
<b>Total Project Cost</b>	\$	<u><u>4,914,708.33</u></u>

**STIPULATED TERMS & NEXT STEPS**

A valid Fund Release Authorization (Form SAB 50-05) must be signed by the designated District Representative and must be received by the Office of Public School Construction prior to 11:59 p.m. within 180 calendar days of SAB approval of the Apportionment for this project. The form may be submitted electronically via OPSC Online or via email to OPSCApplicationReviewTeam@dgs.ca.gov.

The Applicant shall ensure that it is in compliance with all applicable laws, regulations and certifications it made on the program forms.

The Applicant is required to submit a signed Grant Agreement for the project prior to or concurrent with a valid Fund Release Authorization (Form SAB 50-05). Failure to submit an executed Grant Agreement and valid Form SAB 50-05 prior to the deadline shall result in the Apportionment being rescinded without further board action.

The Applicant is responsible for ensuring that the project is compliant with Prevailing Wage Monitoring and/or Labor Compliance Program requirements at the time construction contracts are executed and/or construction commenced.

**APPLICANT DATA**

<b>Applicant:</b>	Victor Valley Union High	<b>PTN:</b>	67934 - 63
<b>Application No:</b>	57/67934-00-005	<b>County:</b>	San Bernardino
<b>School Name:</b>	Silverado High		

**HISTORY OF PROJECT FUNDING**

	<b>Fund Code</b>	<b>Proposition</b>	<b>Previously Authorized</b>	<b>Authorized This Action</b>	<b>State Apportionment This Action</b>
<u>State Share</u>					
<b>Mod/Add. Grant</b>	001-2324	GF	\$	\$ 13,863,069.00	\$ 13,863,069.00
<u>Applicant Share</u>					
<b>District Contribution</b>				9,242,046.00	
<b>Total</b>			\$ <u>0.00</u>	\$ <u>23,105,115.00</u>	\$ <u>13,863,069.00</u>
<b>Funding Source:</b>	General Funds FY 2023/2024				

**APPLICATION DATA**

**Type of Project:** High School

**Pupils Assigned Under 50 Yrs:**

9-12	1462
<b>Non-Severe:</b>	78

**Recommended Acres:** 55.2

**Existing Acres:** 54.0

**PROGRAM GRANT DATA**

<b>Accessibility Fire Grant</b>	\$	394,657.00
<b>Base Grant - Under 50Yr</b>	\$	13,155,242.00
<b>Fire Detection</b>	\$	313,170.00
<b>Total State Share (60%)</b>		<u>13,863,069.00</u>
<b>Applicant Share (40%)</b>		9,242,046.00
<b>Total Project Cost</b>	\$	<u>23,105,115.00</u>

**STIPULATED TERMS & NEXT STEPS**

A valid Fund Release Authorization (Form SAB 50-05) must be signed by the designated District Representative and must be received by the Office of Public School Construction prior to 11:59 p.m. within 180 calendar days of SAB approval of the Apportionment for this project. The form may be submitted electronically via OPSC Online or via email to OPSCApplicationReviewTeam@dgs.ca.gov.

The Applicant shall ensure that it is in compliance with all applicable laws, regulations and certifications it made on the program forms.

The Applicant is required to submit a signed Grant Agreement for the project prior to or concurrent with a valid Fund Release Authorization (Form SAB 50-05). Failure to submit an executed Grant Agreement and valid Form SAB 50-05 prior to the deadline shall result in the Apportionment being rescinded without further board action.

The Applicant is responsible for ensuring that the project is compliant with Prevailing Wage Monitoring and/or Labor Compliance Program requirements at the time construction contracts are executed and/or construction commenced.

**APPLICANT DATA**

<b>Applicant:</b>	Sequoia Union Elementary	<b>PTN:</b>	72116 - 7
<b>Application No:</b>	57/72116-00-002	<b>County:</b>	Tulare
<b>School Name:</b>	Sequoia Elementary		

**HISTORY OF PROJECT FUNDING**

	<b>Fund Code</b>	<b>Proposition</b>	<b>Previously Authorized</b>	<b>Authorized This Action</b>	<b>State Apportionment This Action</b>
<u>State Share</u>					
<b>Mod/Add. Grant</b>	<b>001-2324</b>	<b>GF</b>		\$ 1,514,042.00	\$ 1,514,042.00
<b>Mod Design Grant</b>	<b>051-570</b>	<b>51</b>	\$ 189,289.00		
<u>Applicant Share</u>					
<b>District Contribution</b>				116,187.00	
<b>Financial Hardship</b>	<b>001-2324</b>	<b>GF</b>		893,175.00	893,175.00
<b>Financial Hardship</b>	<b>051-570</b>	<b>51</b>	126,192.00		
<b>Total</b>			<u>\$ 315,481.00</u>	<u>\$ 2,523,404.00</u>	<u>\$ 2,407,217.00</u>
<b>Funding Source:</b>	<b>Proposition 51 Bonds/2016-Nov.; General Funds FY 2023/2024</b>				

**APPLICATION DATA**

<b>Type of Project:</b>	Elementary School	
<b>Pupils Assigned Under 50 Yrs:</b>	<b>K-6:</b>	263
	<b>7-8:</b>	3
<b>Recommended Acres:</b>	14.0	
<b>Existing Acres:</b>	14.1	

**PROGRAM GRANT DATA**

<b>Accessibility Fire Grant</b>	\$	47,951.00
<b>Base Grant - Under 50Yr</b>	\$	1,598,365.00
<b>Fire Detection</b>	\$	51,870.00
<b>Project Assistance</b>	\$	5,145.00
<b>Total State Share (60%)</b>		<u>1,703,331.00</u>
<b>Applicant Share (40%)</b>		<u>1,135,554.00</u>
<b>Total Project Cost</b>	\$	<u><u>2,838,885.00</u></u>

**STIPULATED TERMS & NEXT STEPS**

A valid Fund Release Authorization (Form SAB 50-05) must be signed by the designated District Representative and must be received by the Office of Public School Construction prior to 11:59 p.m. within 365 calendar days of SAB approval of the Apportionment for this project. The form may be submitted electronically via OPSC Online or via email to OPSCApplicationReviewTeam@dgs.ca.gov.

The Applicant shall ensure that it is in compliance with all applicable laws, regulations and certifications it made on the program forms.

The Applicant is required to submit a signed Grant Agreement for the project prior to or concurrent with a valid Fund Release Authorization (Form SAB 50-05). Failure to submit an executed Grant Agreement and valid Form SAB 50-05 prior to the deadline shall result in the Apportionment being rescinded without further board action.

The Applicant qualifies for financial hardship pursuant to School Facility Program Regulation Section 1859.81(c)(4). The Applicant's total bonding capacity as of June 12, 2024, is \$5 million or less.

**APPLICANT DATA**

<b>Applicant:</b>	Fowler Unified	<b>PTN:</b>	62158 - 47
<b>Application No:</b>	57/62158-00-007	<b>County:</b>	Fresno
<b>School Name:</b>	Fowler High		

**HISTORY OF PROJECT FUNDING**

	<b>Fund Code</b>	<b>Proposition</b>	<b>Previously Authorized</b>	<b>Authorized This Action</b>	<b>State Apportionment This Action</b>
<b>State Share</b>					
<b>Mod/Add. Grant</b>	001-2324	GF	\$	\$ 2,023,433.00	\$ 2,023,433.00
<b>Applicant Share</b>					
<b>District Contribution</b>				1,348,955.33	
<b>Total</b>			\$ <u>0.00</u>	\$ <u>3,372,388.33</u>	\$ <u>2,023,433.00</u>
<b>Funding Source:</b>	General Funds FY 2023/2024				

**APPLICATION DATA**

**Type of Project:** High School

**Pupils Assigned Under 50 Yrs:**

9-12	231
------	-----

**Recommended Acres:** 33.6

**Existing Acres:** 50.8

**PROGRAM GRANT DATA**

<b>Accessibility Fire Grant</b>	\$	57,623.00
<b>Base Grant - Under 50Yr</b>	\$	1,920,765.00
<b>Fire Detection</b>	\$	45,045.00
<b>Total State Share (60%)</b>		<u>2,023,433.00</u>
<b>Applicant Share (40%)</b>		<u>1,348,955.33</u>
<b>Total Project Cost</b>	\$	<u><u>3,372,388.33</u></u>

**STIPULATED TERMS & NEXT STEPS**

A valid Fund Release Authorization (Form SAB 50-05) must be signed by the designated District Representative and must be received by the Office of Public School Construction prior to 11:59 p.m. within 180 calendar days of SAB approval of the Apportionment for this project. The form may be submitted electronically via OPSC Online or via email to OPSCApplicationReviewTeam@dgs.ca.gov.

The Applicant shall ensure that it is in compliance with all applicable laws, regulations and certifications it made on the program forms.

The Applicant is required to submit a signed Grant Agreement for the project prior to or concurrent with a valid Fund Release Authorization (Form SAB 50-05). Failure to submit an executed Grant Agreement and valid Form SAB 50-05 prior to the deadline shall result in the Apportionment being rescinded without further board action.

The Applicant is responsible for ensuring that the project is compliant with Prevailing Wage Monitoring and/or Labor Compliance Program requirements at the time construction contracts are executed and/or construction commenced.

**APPLICANT DATA**

<b>Applicant:</b>	Newport-Mesa Unified	<b>PTN:</b>	66597 - 258
<b>Application No:</b>	57/66597-00-054	<b>County:</b>	Orange
<b>School Name:</b>	Costa Mesa High		

**HISTORY OF PROJECT FUNDING**

	<b>Fund Code</b>	<b>Proposition</b>	<b>Previously Authorized</b>	<b>Authorized This Action</b>	<b>State Apportionment This Action</b>
<u>State Share</u>					
<b>Mod/Add. Grant</b>	001-2324	GF	\$	\$ 1,758,343.00	\$ 1,758,343.00
<u>Applicant Share</u>					
<b>District Contribution</b>				1,172,228.67	
<b>Total</b>			\$ <u>0.00</u>	\$ <u>2,930,571.67</u>	\$ <u>1,758,343.00</u>
<b>Funding Source:</b>	General Funds FY 2023/2024				

**APPLICATION DATA**

**Type of Project:** High School

**Pupils Assigned Under 50 Yrs:**

**Non-Severe:** 0

**Pupils Assigned Over 50 Yrs:**

**Non-Severe:** 86

**Recommended Acres:** 47.1

**Existing Acres:** 49.45

**PROGRAM GRANT DATA**

<b>Accessibility Fire Grant</b>	\$	45,870.00
<b>Base Grant - Over 50Yr</b>	\$	1,528,994.00
<b>Small Size Project</b>	\$	183,479.00
<b>Total State Share (60%)</b>		<u>1,758,343.00</u>
<b>Applicant Share (40%)</b>		<u>1,172,228.67</u>
<b>Total Project Cost</b>	\$	<u>2,930,571.67</u>

**STIPULATED TERMS & NEXT STEPS**

A valid Fund Release Authorization (Form SAB 50-05) must be signed by the designated District Representative and must be received by the Office of Public School Construction prior to 11:59 p.m. within 180 calendar days of SAB approval of the Apportionment for this project. The form may be submitted electronically via OPSC Online or via email to OPSCApplicationReviewTeam@dgs.ca.gov.

The Applicant shall ensure that it is in compliance with all applicable laws, regulations and certifications it made on the program forms.

The Applicant is required to submit a signed Grant Agreement for the project prior to or concurrent with a valid Fund Release Authorization (Form SAB 50-05). Failure to submit an executed Grant Agreement and valid Form SAB 50-05 prior to the deadline shall result in the Apportionment being rescinded without further board action.

The Applicant is responsible for ensuring that the project is compliant with Prevailing Wage Monitoring and/or Labor Compliance Program requirements at the time construction contracts are executed and/or construction commenced.

**APPLICANT DATA**

<b>Applicant:</b>	San Leandro Unified	<b>PTN:</b>	61291 - 163
<b>Application No:</b>	57/61291-00-024	<b>County:</b>	Alameda
<b>School Name:</b>	Mckinley Elementary		

**HISTORY OF PROJECT FUNDING**

	<b>Fund Code</b>	<b>Proposition</b>	<b>Previously Authorized</b>	<b>Authorized This Action</b>	<b>State Apportionment This Action</b>
<u>State Share</u>					
<b>Mod/Add. Grant</b>	001-2324	GF	\$	\$ 714,546.00	\$ 714,546.00
<u>Applicant Share</u>					
<b>District Contribution</b>				476,364.00	
<b>Total</b>			\$ <u>0.00</u>	\$ <u>1,190,910.00</u>	\$ <u>714,546.00</u>
<b>Funding Source:</b>	General Funds FY 2023/2024				

**APPLICATION DATA**

<b>Type of Project:</b>	Elementary School	
<b>Pupils Assigned Under 50 Yrs:</b>	<b>K-6:</b>	0
<b>Pupils Assigned Over 50 Yrs:</b>	<b>K-6:</b>	73
<b>Recommended Acres:</b>		7.6
<b>Existing Acres:</b>		8.9

**PROGRAM GRANT DATA**

<b>Accessibility Fire Grant</b>	\$	18,269.00
<b>Base Grant - Over 50Yr</b>	\$	608,966.00
<b>Fire Detection</b>	\$	14,235.00
<b>Small Size Project</b>	\$	73,076.00
<b>Total State Share (60%)</b>		714,546.00
<b>Applicant Share (40%)</b>		476,364.00
<b>Total Project Cost</b>	\$	<u>1,190,910.00</u>

**STIPULATED TERMS & NEXT STEPS**

A valid Fund Release Authorization (Form SAB 50-05) must be signed by the designated District Representative and must be received by the Office of Public School Construction prior to 11:59 p.m. within 180 calendar days of SAB approval of the Apportionment for this project. The form may be submitted electronically via OPSC Online or via email to OPSCApplicationReviewTeam@dgs.ca.gov.

The Applicant shall ensure that it is in compliance with all applicable laws, regulations and certifications it made on the program forms.

The Applicant is required to submit a signed Grant Agreement for the project prior to or concurrent with a valid Fund Release Authorization (Form SAB 50-05). Failure to submit an executed Grant Agreement and valid Form SAB 50-05 prior to the deadline shall result in the Apportionment being rescinded without further board action.

The Applicant is responsible for ensuring that the project is compliant with Prevailing Wage Monitoring and/or Labor Compliance Program requirements at the time construction contracts are executed and/or construction commenced.



**APPLICANT DATA**

<b>Applicant:</b>	San Leandro Unified	<b>PTN:</b>	61291 - 164
<b>Application No:</b>	57/61291-00-025	<b>County:</b>	Alameda
<b>School Name:</b>	Washington Elementary		

**HISTORY OF PROJECT FUNDING**

	<b>Fund Code</b>	<b>Proposition</b>	<b>Previously Authorized</b>	<b>Authorized This Action</b>	<b>State Apportionment This Action</b>
<u>State Share</u>					
<b>Mod/Add. Grant</b>	001-2324	GF	\$	\$ 1,028,386.00	\$ 1,028,386.00
<u>Applicant Share</u>					
<b>District Contribution</b>				685,590.67	
<b>Total</b>			\$ <u>0.00</u>	\$ <u>1,713,976.67</u>	\$ <u>1,028,386.00</u>
<b>Funding Source:</b>	General Funds FY 2023/2024				

**APPLICATION DATA**

<b>Type of Project:</b>	Elementary School	
<b>Pupils Assigned Under 50 Yrs:</b>	<b>K-6:</b>	0
<b>Pupils Assigned Over 50 Yrs:</b>	<b>K-6:</b>	87
<b>Recommended Acres:</b>		7.3
<b>Existing Acres:</b>		2.9

**PROGRAM GRANT DATA**

<b>Accessibility Fire Grant</b>	\$	21,773.00
<b>Base Grant - Over 50Yr</b>	\$	725,754.00
<b>Fire Detection</b>	\$	16,965.00
<b>Small Size Project</b>	\$	87,090.00
<b>Urban / Security / Impacted Site</b>	\$	176,804.00
<b>Total State Share (60%)</b>		<u>1,028,386.00</u>
<b>Applicant Share (40%)</b>		<u>685,590.67</u>
<b>Total Project Cost</b>	\$	<u><u>1,713,976.67</u></u>

**STIPULATED TERMS & NEXT STEPS**

A valid Fund Release Authorization (Form SAB 50-05) must be signed by the designated District Representative and must be received by the Office of Public School Construction prior to 11:59 p.m. within 180 calendar days of SAB approval of the Apportionment for this project. The form may be submitted electronically via OPSC Online or via email to OPSCApplicationReviewTeam@dgs.ca.gov.

The Applicant shall ensure that it is in compliance with all applicable laws, regulations and certifications it made on the program forms.

The Applicant is required to submit a signed Grant Agreement for the project prior to or concurrent with a valid Fund Release Authorization (Form SAB 50-05). Failure to submit an executed Grant Agreement and valid Form SAB 50-05 prior to the deadline shall result in the Apportionment being rescinded without further board action.

The Applicant is responsible for ensuring that the project is compliant with Prevailing Wage Monitoring and/or Labor Compliance Program requirements at the time construction contracts are executed and/or construction commenced.

State of California  
State Allocation Board

**CALIFORNIA PRESCHOOL, TRANSITIONAL KINDERGARTEN  
AND FULL-DAY KINDERGARTEN FACILITIES GRANT PROGRAM**

This Resolution of the State Allocation Board (hereafter referred to as the “Board”) is applicable to the appropriate sections of the Education Code and is described and filed in the office of the Executive Officer and will be made available to all interested parties as the Resolution pertains to the documents attached hereto. Said documents were acted upon by the Board at its meeting on October 23, 2024.

WHEREAS, the Board has determined to be approvable a number of projects for new construction or retrofit eligibility of California preschool, transitional kindergarten and/or kindergarten facilities for school districts, it is making apportionments and/or adjustments for the grant amounts for projects that meet the Board’s criteria for the apportionment of grants pursuant to Education Code Section 17375.

NOW THEREFORE, BE IT RESOLVED:

1. The Board anticipates that the school district(s) will pay certain capital expenditures in connection with some or all of the project(s) cost.
2. The Board, acting on behalf of the State, hereby declares that it is the State’s official intent to use General Fund proceeds that are available for such purpose, consistent with the requirements of law that are in effect at the time the funds are available, to provide grants, in accordance with applicable laws and regulations.
3. This Resolution shall be continuously available for inspection by the general public during normal business hours at the office of the Board at 707 3<sup>rd</sup> Street, 4<sup>th</sup> Floor, West Sacramento, California, commencing within one week after the date of enactment of this Resolution.

I, the undersigned, duly authorized as the Executive Officer of the State Allocation Board, do hereby certify the foregoing to be true and correct, and that this Resolution was adopted at a meeting of said Board on October 23, 2024 at Sacramento, California.



Rebecca Kirk  
Executive Officer  
State Allocation Board

**SCHOOL DISTRICT DATA**

**Application No:** 70/70185-00-001  
**School District:** Big Springs Union Elementary

**County:** Siskiyou  
**School Name:** Big Springs Elementary

**PROJECT DATA**

<b>Type of Project:</b>	New Construction	<b>Application Filing Basis:</b>	Site Specific
<b>Total Pupils Assigned:</b>	50	<b>Total Classrooms:</b>	2
<b>Preschool:</b>	0	<b>Preschool:</b>	0
<b>Transitional K:</b>	25	<b>Transitional K:</b>	1
<b>Kindergarten:</b>	25	<b>Kindergarten:</b>	1
<b>Financial Hardship Requested:</b>	Yes	<b>Recommended Acres:</b>	
<b>Preference Points:</b>	44	<b>Existing Acres:</b>	

**ADJUSTED GRANT DATA**

**PROJECT FINANCING**

<b>TK New Construction</b>	\$399,575.00
<b>FDK New Construction</b>	\$399,575.00
Automatic Fire Detection/Alarm	950.00
Project Assistance	9,775.00
Site Development	279,703.00
<b>Conversion Grant</b>	274,838.00
<b>State Grant Total</b>	1,364,416.00
<b>District Share</b>	814,740.00
<b>Total Project Cost</b>	<u>\$2,179,156.00</u>

<b>State Share</b>	
<b>This Project</b>	\$1,364,416.00
<b>District Share</b>	
<b>Cash Contribution</b>	3,605.00
<b>Financial Hardship</b>	811,135.00
<b>Total Project Cost</b>	<u>\$2,179,156.00</u>

**HISTORY OF PROJECT COST AND APPORTIONMENT**

	<b>Fund Code</b>	<b>Previously Authorized</b>	<b>Authorized This Action</b>	<b>Apportionment This Action</b>
<b>State Share</b>				
<b>New Construction/Additional Grant</b>	1027-2122	\$ 1,381,166.00	\$ (16,750.00)	\$ (16,750.00)
<b>District Share</b>				
<b>Cash Contribution</b>		3,605.00		
<b>Financial Hardship</b>	1027-2122	821,184.00	(10,049.00)	(10,049.00)
<b>Total</b>		<u>\$ 2,205,955.00</u>	<u>\$ (26,799.00)</u>	<u>\$ (26,799.00)</u>

**Funding Source: General Fund California Preschool, Transitional Kindergarten and Full-Day Kindergarten Facilities Grant Program**

This project is being amended as a result of the removal of the previously authorized additional grant for Automatic Sprinkler System, which was not included in the approved plans and specifications.

The District shall ensure that it is in compliance with all applicable laws, regulations and certifications it made on the program forms.

This project is subject to the Grant Agreement submittal pursuant to Regulation Section 1860.17.

The District is responsible for ensuring that the project is compliant with Prevailing Wage Monitoring and/or Labor Compliance Program requirements at the time construction contracts are executed and/or construction commenced.

The District qualifies for financial hardship pursuant to Regulation Section 1860.14(a)(3). The District has demonstrated it is financially unable to provide all or a part of the matching funds and is levying the developer fees or equal alternative revenue source justified by law. The District's total bonding capacity (as of April 3, 2023) is \$5 million or less.

Advance funds in the amount of \$319,660.00 were previously released to the District. The remaining funds in the amount of \$1,855,891.00 (\$2,179,156.00 less district cash contribution and advance funds released) will be released by OPSC upon the receipt of a valid, signed Grant Agreement as specified in Regulation Section 1860.17 and a complete Fund Release Request (Form SAB 70-02).

With the exception of School Districts receiving Financial Hardship funding, a portion of the School District's required matching share will be equal to a 25 percent District share and a 50 percent District share for New Construction, pursuant to Regulation Sections 1860.11.

Pursuant to Regulation Section 1860.19(b)(4), any savings, including interest, unexpended or unencumbered after one year from the completion of the project, as specified in Section 1860.18, must be returned to the State.

**SCHOOL DISTRICT DATA**

**Application No:** 70/70052-00-001  
**School District:** Millville Elementary

**County:** Shasta  
**School Name:** Millville Elementary

**PROJECT DATA**

<b>Type of Project:</b>	New Construction / Retrofit	<b>Application Filing Basis:</b>	Site Specific
<b>Total Pupils Assigned:</b>	50	<b>Total Classrooms:</b>	2
<b>Preschool:</b>	0	<b>Preschool:</b>	0
<b>Transitional K:</b>	25	<b>Transitional K:</b>	1
<b>Kindergarten:</b>	25	<b>Kindergarten:</b>	1
<b>Financial Hardship Requested:</b>	Yes	<b>Recommended Acres:</b>	
<b>Preference Points:</b>	40	<b>Existing Acres:</b>	

**ADJUSTED GRANT DATA**

**PROJECT FINANCING**

<b>TK New Construction</b>	\$399,575.00
<b>FDK Retrofit</b>	\$152,150.00
<b>Automatic Fire Detection/Alarm</b>	5,425.00
<b>Project Assistance</b>	9,775.00
<b>Site Development</b>	193,105.00
<b>50 Years or Older Utilities</b>	22,823.00
<b>Conversion Grant</b>	274,838.00
<b>State Grant Total</b>	1,057,691.00
<b>District Share</b>	430,289.00
<b>Total Project Cost</b>	\$1,487,980.00

<b>State Share</b>	
<b>This Project</b>	\$1,057,691.00
<b>District Share</b>	
<b>Cash Contribution</b>	42,191.00
<b>Financial Hardship</b>	388,098.00
<b>Total Project Cost</b>	\$1,487,980.00

**HISTORY OF PROJECT COST AND APPORTIONMENT**

	<b>Fund Code</b>	<b>Previously Authorized</b>	<b>Authorized This Action</b>	<b>Apportionment This Action</b>
<b>State Share</b>				
<b>New Construction/Additional Grant</b>	1027-2122	\$ 1,067,741.00	\$ (10,050.00)	\$ (10,050.00)
<b>District Share</b>				
<b>Cash Contribution</b>		42,191.00		
<b>Financial Hardship</b>	1027-2122	391,448.00	(3,350.00)	(3,350.00)
<b>Total</b>		\$ 1,501,380.00	\$ (13,400.00)	\$ (13,400.00)

**Funding Source: General Fund California Preschool, Transitional Kindergarten and Full-Day Kindergarten Facilities Grant Program**

This project is being amended as a result of the removal of the previously authorized additional grant for Automatic Sprinkler System, which was not included in the approved plans and specifications.

The District shall ensure that it is in compliance with all applicable laws, regulations and certifications it made on the program forms.

This project is subject to the Grant Agreement submittal pursuant to Regulation Section 1860.17.

The District is responsible for ensuring that the project is compliant with Prevailing Wage Monitoring and/or Labor Compliance Program requirements at the time construction contracts are executed and/or construction commenced.

The District qualifies for financial hardship pursuant to Regulation Section 1860.14(a)(3). The District has demonstrated it is financially unable to provide all or a part of the matching funds and is levying the developer fees or equal alternative revenue source justified by law. The District's total bonding capacity (as of July 26, 2023) is \$5 million or less.

Advance funds in the amount of \$197,868.00 were previously released to the District. The remaining funds in the amount of \$1,247,921.00 (\$1,487,980.00 less district cash contribution and advance funds released) will be released by OPSC upon the receipt of a valid, signed Grant Agreement as specified in Regulation Section 1860.17 and a complete Fund Release Request (Form SAB 70-02).

With the exception of School Districts receiving Financial Hardship funding, a portion of the School District's required matching share will be equal to a 25 percent District share and a 50 percent District share for New Construction OR a 25 percent District share and a 40 percent District share for Retrofit, pursuant to Regulation Sections 1860.11 and 1860.13.

Pursuant to Regulation Section 1860.19(b)(4), any savings, including interest, unexpended or unencumbered after one year from the completion of the project, as specified in Section 1860.18, must be returned to the State.

**SCHOOL DISTRICT DATA**

**Application No:** 70/75440-00-001  
**School District:** Soledad Unified

**County:** Monterey  
**School Name:** Jack Francioni Elementary

**PROJECT DATA**

<b>Type of Project:</b>	New Construction	<b>Application Filing Basis:</b>	Site Specific
<b>Total Pupils Assigned:</b>	25	<b>Total Classrooms:</b>	1
<b>Preschool:</b>	0	<b>Preschool:</b>	0
<b>Transitional K:</b>	25	<b>Transitional K:</b>	1
<b>Kindergarten:</b>	0	<b>Kindergarten:</b>	0
<b>Financial Hardship Requested:</b>	No	<b>Recommended Acres:</b>	
<b>Preference Points:</b>	30	<b>Existing Acres:</b>	

**ADJUSTED GRANT DATA**

**PROJECT FINANCING**

<b>TK New Construction</b>	\$365,575.00
<b>Automatic Fire Detection/Alarm</b>	425.00
<b>Automatic Fire Sprinkler</b>	6,125.00
<b>Site Development</b>	127,951.00
<b>Conversion Grant</b>	250,038.00
<b>State Grant Total</b>	750,114.00
<b>District Share</b>	250,038.00
<b>Total Project Cost</b>	\$1,000,152.00

<b>State Share</b>	
<b>This Project</b>	\$750,114.00
<b>District Share</b>	
<b>Cash Contribution</b>	250,038.00
<b>Financial Hardship</b>	
<b>Total Project Cost</b>	\$1,000,152.00

**HISTORY OF PROJECT COST AND APPORTIONMENT**

	<b>Fund Code</b>	<b>Previously Authorized</b>	<b>Authorized This Action</b>	<b>Apportionment This Action</b>
<b>State Share</b>				
<b>New Construction/Additional Grant</b>	1027-2122	\$ 1,500,229.00	\$ (750,115.00)	\$ (750,115.00)
<b>District Share</b>				
<b>Cash Contribution</b>		500,076.00	(250,038.00)	
<b>Financial Hardship</b>				
<b>Total</b>		\$ 2,000,305.00	\$ (1,000,153.00)	\$ (750,115.00)

**Funding Source: General Fund California Preschool, Transitional Kindergarten and Full-Day Kindergarten Facilities Grant Program**

This project is being amended as a result of the removal of 1 previously authorized Transitional Kindergarten classroom at the District's request. These classrooms are not included in the District's approved plans and specifications.

The District shall ensure that it is in compliance with all applicable laws, regulations and certifications it made on the program forms.

This project is subject to the Grant Agreement submittal pursuant to Regulation Section 1860.17.

The District is responsible for ensuring that the project is compliant with Prevailing Wage Monitoring and/or Labor Compliance Program requirements at the time construction contracts are executed and/or construction commenced.

Advance funds in the amount of \$292,460.00 were previously released to the District. The remaining funds in the amount of \$457,654.00 (\$1,000,152.00 less district cash contribution and advance funds released) will be released by OPSC upon the receipt of a valid, signed Grant Agreement as specified in Regulation Section 1860.17 and a complete Fund Release Request (Form SAB 70-02).

With the exception of School Districts receiving Financial Hardship funding, a portion of the School District's required matching share will be equal to a 25 percent District share and a 50 percent District share for New Construction, pursuant to Regulation Sections 1860.11.

Pursuant to Regulation Section 1860.19(b)(4), any savings, including interest, unexpended or unencumbered after one year from the completion of the project, as specified in Section 1860.18, must be returned to the State.



**SCHOOL DISTRICT DATA**

**Application No:** 70/63834-00-002  
**School District:** Vineland Elementary

**County:** Kern  
**School Name:** Vineland Elementary

**PROJECT DATA**

<b>Type of Project:</b>	New Construction	<b>Application Filing Basis:</b>	Site Specific
<b>Total Pupils Assigned:</b>	175	<b>Total Classrooms:</b>	7
<b>Preschool:</b>	75	<b>Preschool:</b>	3
<b>Transitional K:</b>	75	<b>Transitional K:</b>	3
<b>Kindergarten:</b>	25	<b>Kindergarten:</b>	1
<b>Financial Hardship Requested:</b>	Yes	<b>Recommended Acres:</b>	
<b>Preference Points:</b>	80	<b>Existing Acres:</b>	

**ADJUSTED GRANT DATA**

**PROJECT FINANCING**

<b>Preschool New Construction</b>	\$1,198,725.00
<b>TK New Construction</b>	\$1,198,725.00
<b>FDK New Construction</b>	\$399,575.00
<b>Automatic Fire Detection/Alarr</b>	3,325.00
<b>Project Assistance</b>	9,775.00
<b>Site Development</b>	978,959.00
<b>Conversion Grant</b>	1,624,592.00
<b>State Grant Total</b>	5,413,676.00
<b>District Share</b>	2,164,493.00
<b>Total Project Cost</b>	\$7,578,169.00

<b>State Share</b>	
<b>This Project</b>	\$5,413,676.00
<b>District Share</b>	
<b>Cash Contribution</b>	1,573,864.00
<b>Financial Hardship</b>	590,629.00
<b>Total Project Cost</b>	\$7,578,169.00

**HISTORY OF PROJECT COST AND APPORTIONMENT**

	<b>Fund Code</b>	<b>Previously Authorized</b>	<b>Authorized This Action</b>	<b>Apportionment This Action</b>
<b><u>State Share</u></b>				
<b>New Construction/Additional Grant</b>	1027-2122	\$ 5,480,675.00	\$ (66,999.00)	\$ (66,999.00)
<b><u>District Share</u></b>				
<b>Cash Contribution</b>		1,573,864.00		
<b>Financial Hardship</b>	1027-2122	617,428.00	(26,799.00)	(26,799.00)
<b>Total</b>		\$ 7,671,967.00	\$ (93,798.00)	\$ (93,798.00)

**Funding Source: General Fund California Preschool, Transitional Kindergarten and Full-Day Kindergarten Facilities Grant Program**

This project is being amended as a result of the removal of the previously authorized additional grant for Automatic Sprinkler System, which will not be included in the approved plans and specifications.

The District shall ensure that it is in compliance with all applicable laws, regulations and certifications it made on the program forms.

This project is subject to the Grant Agreement submittal pursuant to Regulation Section 1860.17.

The District is responsible for ensuring that the project is compliant with Prevailing Wage Monitoring and/or Labor Compliance Program requirements at the time construction contracts are executed and/or construction commenced.

The District qualifies for financial hardship pursuant to Regulation Section 1860.14(a)(1). The District has demonstrated it is financially unable to provide all or a part of the matching funds and is levying the developer fees or equal alternative revenue source justified by law. The District's outstanding bonded indebtedness at the date of request (*July 12, 2023*) is at least 60 percent of its total bonding capacity.

Advance funds in the amount of \$1,118,810.00 were previously released to the District. The remaining funds in the amount of \$4,885,495.00 (\$7,578,169.00 less district cash contribution and advance funds released) will be released by OPSC upon the receipt of a valid, signed Grant Agreement as specified in Regulation Section 1860.17 and a complete Fund Release Request (Form SAB 70-02).

With the exception of School Districts receiving Financial Hardship funding, a portion of the School District's required matching share will be equal to 25 percent District share and 50 percent District share for New Construction, pursuant to Regulation Sections 1860.11.

Pursuant to Regulation Section 1860.19(b)(4), any savings, including interest, unexpended or unencumbered after one year from the completion of the project, as specified in Section 1860.18, must be returned to the State.

## WAIVERS OF THE SUBSTANTIAL ENROLLMENT REQUIREMENT

### PURPOSE OF REPORT

To present requests to waive the substantial enrollment requirement and subsequent increase in district building capacity under the School Facility Program (SFP).

### DESCRIPTION

The school district listed on the Attachment has been reviewed by the State Allocation Board (Board) Waiver and Review Committee (Committee) and found to meet the requirements of the Board to receive a waiver from the adjustment to the existing school building capacity. The policy basis for each waiver is contained in the “waiver code” on the Attachment. The Committee recommends approval of the waiver request.

### AUTHORITY

#### **Education Code Section 17017.7(c)**

(c) “Substantial enrollment,” for the purposes of this section, means enrollment of at least 30 percent of district pupils in kindergarten and grades 1 to 6, inclusive, or 40 percent of pupils in kindergarten and grades 1 to 12, inclusive, in the high school attendance area for which the school district is applying for new facilities. The calculation set forth in this subdivision, as to a self-certifying district, shall be made by the district, in accordance with any standards governing that calculation that are adopted by the board. The calculation shall be certified by the district to the board and used by the board for the purposes of this section. The self-certifying district shall maintain documentation of the calculation as may be required by the board, and the calculation shall be subject to subsequent audit as the board may direct. If a self-certifying district is found by the board to have materially misrepresented its pupil enrollment pursuant to this subdivision, the board may impose either or both of the penalties set forth in paragraphs (1) and (2) of subdivision (b) of Section 17041.2, in accordance with that section.

#### **SFP Regulation Section 1859.35. Calculation of Existing School Building Capacity.**

The district’s existing school building capacity shall be determined by totaling the amount calculated in (a) and (b).

(a) With the exception of classrooms for Special Day Class pupils for which the multiplier is indicated on the Form SAB 50-02, multiply the number of available classrooms in the district, the HSAA or the Super HSAA by the following: 25 for each K-6 classroom and 27 for each 7-12 classroom. Available classrooms shall be determined by the reduction of classrooms identified in Section 1859.32 from the gross classroom inventory prepared pursuant to Section 1859.31 and the inclusion of portable classrooms as provided pursuant to Education Code Section 17071.30 (a) or (b).

- (b) Multiply the K-6 pupil capacity of the elementary district, the unified district, the HSAA or the Super HSAA in a unified district as determined by the results of the calculations in (a) at the time of the initial determination of eligibility by six percent. **When the elementary or unified district meets the Substantial Enrollment Requirement (SER) or qualifies for a waiver of the SER authorized by Education Code Sections 17017.6 and 17017.7(c), the amount reported in (b) shall be zero.** For High School Districts, the amount reported in (b) shall be zero.

### **BACKGROUND**

The SFP requires that the existing school building capacity of a district be adjusted using the Board's priority one requirements for funding as those requirements existed under the Lease-Purchase Program. The relevant priority one requirement at that time was that a district has thirty-percent of their K-6 enrollment attending schools operating on a year-round calendar or accepts an increase in capacity equal to six percent of the district's K-6 students. Districts that did not meet the Multi-Track Year-Round Education (MTYRE) requirement could request a waiver of the reduction if they could demonstrate that certain financial or educational hardships existed that prevented the district from operating MTYRE programs.

As the district capacity increases, the net eligibility available in the SFP decreases.

### **STAFF ANALYSIS/STATEMENTS**

The Board's Committee is comprised of the Supervising Field Representative of the California Department of Education's School Facilities and Transportation Services division. The Committee has reviewed the districts' requests and recommends the Board approve the requests.

### **RECOMMENDATION**

Approve the requests as shown on the Attachment.

ATTACHMENT

WAIVERS OF THE SUBSTANTIAL ENROLLMENT REQUIREMENT

**Approval Code**

1. Approved Waiver: Insufficient Number of Pupils to Load Four Classrooms
2. Approved Waiver: ADA of 300 or less

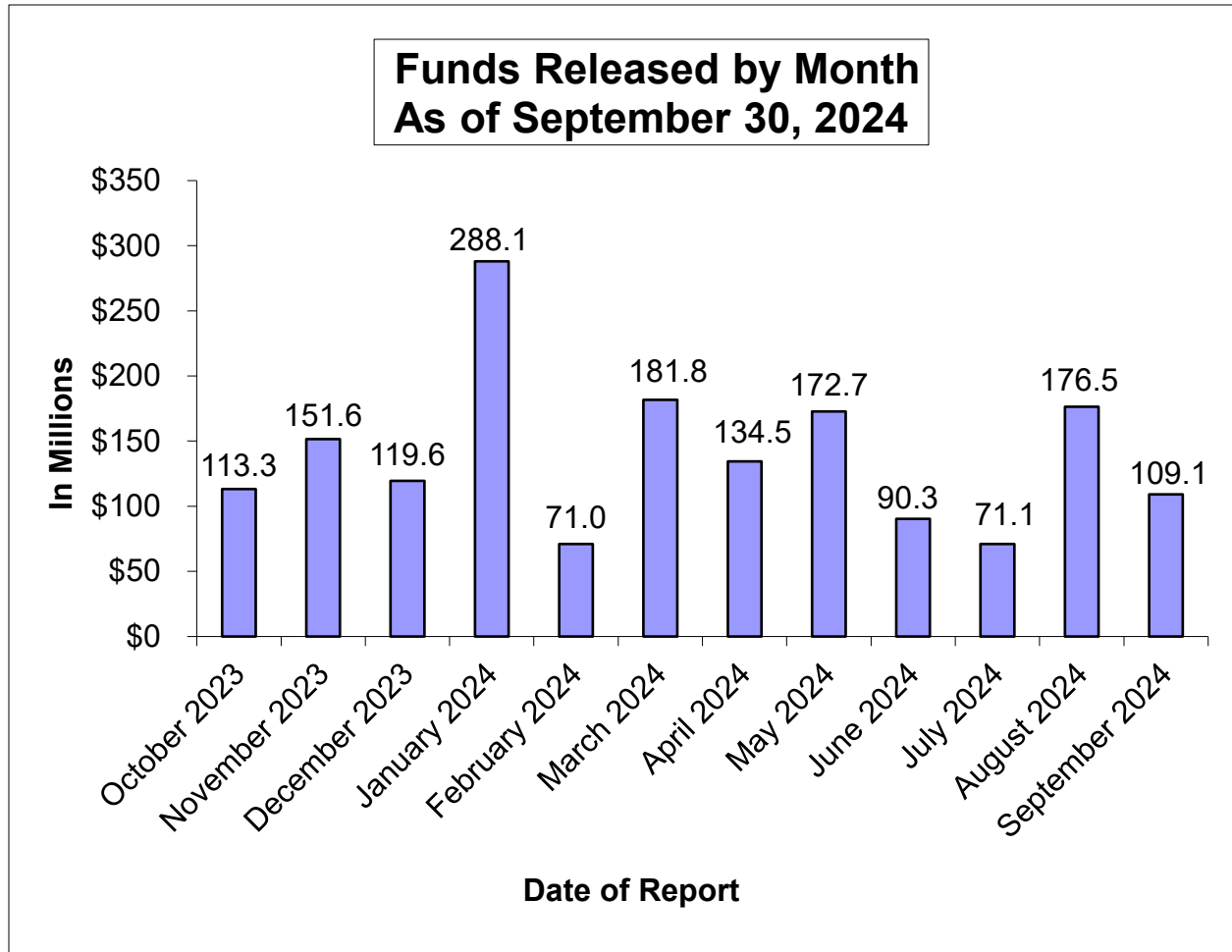
<u>DISTRICT</u>	<u>WAIVER CODE</u>	<u>LETTER DATE</u>
Delphic Elementary	SW	09/18/2024
Pioneer Union Elementary	RW	09/18/2024

**Approval Codes**

- |                                                           |                                |
|-----------------------------------------------------------|--------------------------------|
| 1 = Insufficient number of pupils to load four classrooms | SW = SER Waiver                |
| 2 = ADA of 300 or less                                    | RW = Recertification of Waiver |
| 3 = Meets YRE percentage requirements 17017.7 (c)         | S = SER Requirement            |
| 5 = High School District ADA of 1200 or fewer             | RS = Recertification of SER    |
| 6 = High School District met SER requirement, 17017.6     | SP = SER Partial               |
| 8 = Feasibility                                           | FS = Feasibility Study         |
| 9 = Denied                                                |                                |
| 10 = Educational Hardship                                 |                                |
| 11 = Financial Hardship                                   |                                |

# Financial Reports

## STATUS OF FUND RELEASES



**SCHOOL FACILITY PROGRAM**  
Available Funds (in Millions) As of October 23, 2024

AB 181 - Leroy F. Greene School Facilities Act of 1998									
Program	Original Bond Allocation	Remaining Bond Authority as of September 25, 2024	Estimated Approvals for October 23, 2024	Special Items/PIF	Remaining Bond Authority as of October 23, 2024 (excludes Unfunded Approvals)	Accumulated Unfunded Approvals as of September 25, 2024	Estimated Unfunded Approvals for October 23, 2024	Special Items/PIF	Remaining Bond Authority as of October 23, 2024 (includes Unfunded Approvals)
General Fund FY 22/23	\$1,300.0	\$0.2			\$0.2				\$0.2
General Fund FY 23/24	1,960.5	495.7	-\$156.2		339.5				339.5
<b>SUBTOTAL</b>	<b>\$3,260.5</b>	<b>\$495.9</b>	<b>-\$156.2</b>	<b>\$0.0</b>	<b>\$339.7<sup>A</sup></b>	<b>\$0.0</b>	<b>\$0.0</b>	<b>\$0.0</b>	<b>\$339.7</b>
Prop. 51 - \$7 Billion - November 2016; General Fund - \$250 million - 2021/2022									
Program	Original Bond Allocation	Remaining Bond Authority as of September 25, 2024	Estimated Approvals for October 23, 2024	Special Items/PIF	Remaining Bond Authority as of October 23, 2024 (excludes Unfunded Approvals)	Accumulated Unfunded Approvals as of September 25, 2024	Estimated Unfunded Approvals for October 23, 2024	Special Items/PIF	Remaining Bond Authority as of October 23, 2024 (includes Unfunded Approvals)
New Construction	\$3,000.0	\$1.0			\$1.0				\$1.0
Modernization	3,000.0	2.9			2.9				2.9 <sup>F</sup>
Career Technical Education	500.0	9.0			9.0				9.0
Charter School	500.0	97.8			97.8	-\$95.3			2.5
General Fund FY 21/22	250.0	0.0			0.0				0.0
<b>SUBTOTAL</b>	<b>\$7,250.0</b>	<b>\$110.7</b>	<b>\$0.0</b>	<b>\$0.0</b>	<b>\$110.7<sup>A</sup></b>	<b>-\$95.3</b>	<b>\$0.0</b>	<b>\$0.0</b>	<b>\$15.4</b>
Prop. 1D - \$7.3 Billion - November 2006									
Program	Original Bond Allocation	Remaining Bond Authority as of September 25, 2024	Estimated Approvals for October 23, 2024	Special Items/PIF	Remaining Bond Authority as of October 23, 2024 (excludes Unfunded Approvals)	Accumulated Unfunded Approvals as of September 25, 2024	Estimated Unfunded Approvals for October 23, 2024	Special Items/PIF	Remaining Bond Authority as of October 23, 2024 (includes Unfunded Approvals)
New Construction	\$1,900.0	\$0.0			\$0.0				\$0.0 <sup>F</sup>
Seismic Repair		0.0			0.0				0.0
Modernization	3,300.0	0.0			0.0				0.0
Career Technical Education	500.0	0.1			0.1				0.1
High Performance Schools	100.0	0.0			0.0				0.0
Overcrowding Relief	1,000.0	6.4			6.4				6.4
Charter School	500.0	76.4			76.4	-\$72.9			3.5 <sup>F</sup>
Joint Use	57.5 <sup>B</sup>	0.0			0.0				0.0
<b>SUBTOTAL</b>	<b>\$7,357.5</b>	<b>\$82.9</b>	<b>\$0.0</b>	<b>\$0.0</b>	<b>\$82.9<sup>A</sup></b>	<b>-\$72.9</b>	<b>\$0.0</b>	<b>\$0.0</b>	<b>\$10.0</b>
Prop. 55 - \$10 Billion - March 2004									
Program	Original Bond Allocation	Remaining Bond Authority as of September 25, 2024	Estimated Approvals for October 23, 2024	Special Items/PIF	Remaining Bond Authority as of October 23, 2024 (excludes Unfunded Approvals)	Accumulated Unfunded Approvals as of September 25, 2024	Estimated Unfunded Approvals for October 23, 2024	Special Items/PIF	Remaining Bond Authority as of October 23, 2024 (includes Unfunded Approvals)
New Construction	\$4,965.8 <sup>C</sup>	\$1.8 <sup>D</sup>			\$1.8				\$1.8 <sup>F</sup>
Modernization	2,250.0	0.0			0.0				0.0
Critically Overcrowded Schools	2,440.0	0.0			0.0				0.0
Charter School	300.0	29.9			29.9	-\$27.1			2.8 <sup>F</sup>
Joint Use	66.7 <sup>E</sup>	0.0			0.0				0.0
<b>SUBTOTAL</b>	<b>\$10,022.5</b>	<b>\$31.7</b>	<b>\$0.0</b>	<b>\$0.0</b>	<b>\$31.7<sup>A</sup></b>	<b>-\$27.1</b>	<b>\$0.0</b>	<b>\$0.0</b>	<b>\$4.6</b>
<b>TOTAL PAGE 1</b>	<b>\$27,890.5</b>	<b>\$721.2</b>	<b>-\$156.2</b>	<b>\$0.0</b>	<b>\$565.0</b>	<b>-\$195.3</b>	<b>\$0.0</b>	<b>\$0.0</b>	<b>\$369.7</b>

A. Balance of bonding authority excludes unfunded approvals.

B. The original bond allocation of \$29 million augmented by \$21 million from Prior Bond Funds to Joint Use at the 06/27/07 SAB meeting and \$7.5 million at the 7/23/08 SAB meeting pursuant to Assembly Bill 127, Chapter 35, Statutes of 2006 (Perata/Nunez).

C. The original bond allocation of \$4,960,000,000 augmented by \$5,831,911 from Prior Bonds at the 10/6/2010 SAB meeting.

D. It includes the transfer of Critically Overcrowded School Facilities Program Funds to New Construction (transfers in Prop. 55 includes: \$268.8 million approved at the 1/25/2006 SAB meeting, \$318.3 million approved at the 9/23/2009 SAB meeting, \$225 million approved at the 8/4/2010 SAB meeting, \$211.7 million approved at the 12/15/2010 SAB meeting, \$145 million at the 4/25/2012 SAB meeting, \$30.4 million after the 3/20/2013 SAB meeting, and \$32,297 after the 3/26/2014 SAB meeting per SFP Regulation Sections 1859.154 (c)).

E. Original bond allocation of \$50,000,000 augmented by \$15,547,233 from the State School Building Aid Fund at the 2/28/2007 SAB meeting and by \$1,232,224 from Prior Bonds at the 10/6/2010 SAB meeting.

F. Total authority is not available at this time due to outstanding accounts receivable. Proposition 51 \$11,071 for Modernization. Proposition 1D \$24,497 for New Construction and \$95,690 for Charter School.

Proposition 55 \$1,461,909 for New Construction and \$303,099 for Charter School.



**SCHOOL FACILITY PROGRAM**  
Available Funds (in Millions) As of October 23, 2024

Prop. 47 - \$11.4 Billion - November 2002									
Program	Original Bond Allocation	Remaining Bond Authority as of September 25, 2024	Estimated Approvals for October 23, 2024	Special Items/PIF	Remaining Bond Authority as of October 23, 2024 (excludes Unfunded Approvals)	Accumulated Unfunded Approvals as of September 25, 2024	Estimated Unfunded Approvals for October 23, 2024	Special Items/PIF	Remaining Bond Authority as of October 23, 2024 (includes Unfunded Approvals)
New Construction	\$6,250.0	\$0.0			\$0.0				\$0.0
Modernization	3,300.0	0.0			0.0				0.0
Critically Overcrowded Schools	1,700.0	0.0			0.0				0.0
Charter School	100.0	4.0			4.0	-\$2.2			1.8
Joint Use	50.0	0.0			0.0				0.0
<b>SUBTOTAL</b>	<b>\$11,400.0</b>	<b>\$4.0</b>	<b>\$0.0</b>	<b>\$0.0</b>	<b>\$4.0</b> <sup>A</sup>	<b>-\$2.2</b>	<b>\$0.0</b>	<b>\$0.0</b>	<b>\$1.8</b>

Prop. 1A - \$6.7 Billion - November 1998									
Program	Original Bond Allocation	Remaining Bond Authority as of September 25, 2024	Estimated Approvals for October 23, 2024	Special Items/PIF	Remaining Bond Authority as of October 23, 2024 (excludes Unfunded Approvals)	Accumulated Unfunded Approvals as of September 25, 2024	Estimated Unfunded Approvals for October 23, 2024	Special Items/PIF	Remaining Bond Authority as of October 23, 2024 (includes Unfunded Approvals)
New Construction	\$2,900.0	\$0.0			\$0.0				\$0.0
Modernization	2,100.0	0.0			0.0				0.0
Hardship	1,000.0	0.0			0.0				0.0
Class Size Reduction	700.0	0.0			0.0				0.0
<b>SUBTOTAL</b>	<b>\$6,700.0</b>	<b>\$0.0</b>	<b>\$0.0</b>	<b>\$0.0</b>	<b>\$0.0</b> <sup>A</sup>	<b>\$0.0</b>	<b>\$0.0</b>	<b>\$0.0</b>	<b>\$0.0</b>
<b>TOTAL PAGE 2</b>	<b>\$18,100.0</b>	<b>\$4.0</b>	<b>\$0.0</b>	<b>\$0.0</b>	<b>\$4.0</b>	<b>-\$2.2</b>	<b>\$0.0</b>	<b>\$0.0</b>	<b>\$1.8</b>
<b>TOTAL FROM PAGE 1</b>	<b>\$27,890.5</b>	<b>\$721.2</b>	<b>-\$156.2</b>	<b>\$0.0</b>	<b>\$565.0</b>	<b>-\$195.3</b>	<b>\$0.0</b>	<b>\$0.0</b>	<b>\$369.7</b>
<b>GRAND TOTAL</b>	<b>\$45,990.5</b>	<b>\$725.2</b>	<b>-\$156.2</b>	<b>\$0.0</b>	<b>\$569.0</b>	<b>-\$197.5</b>	<b>\$0.0</b>	<b>\$0.0</b>	<b>\$371.5</b>

**California Preschool, Transitional and Full-Day Kindergarten Facilities Grant Program**

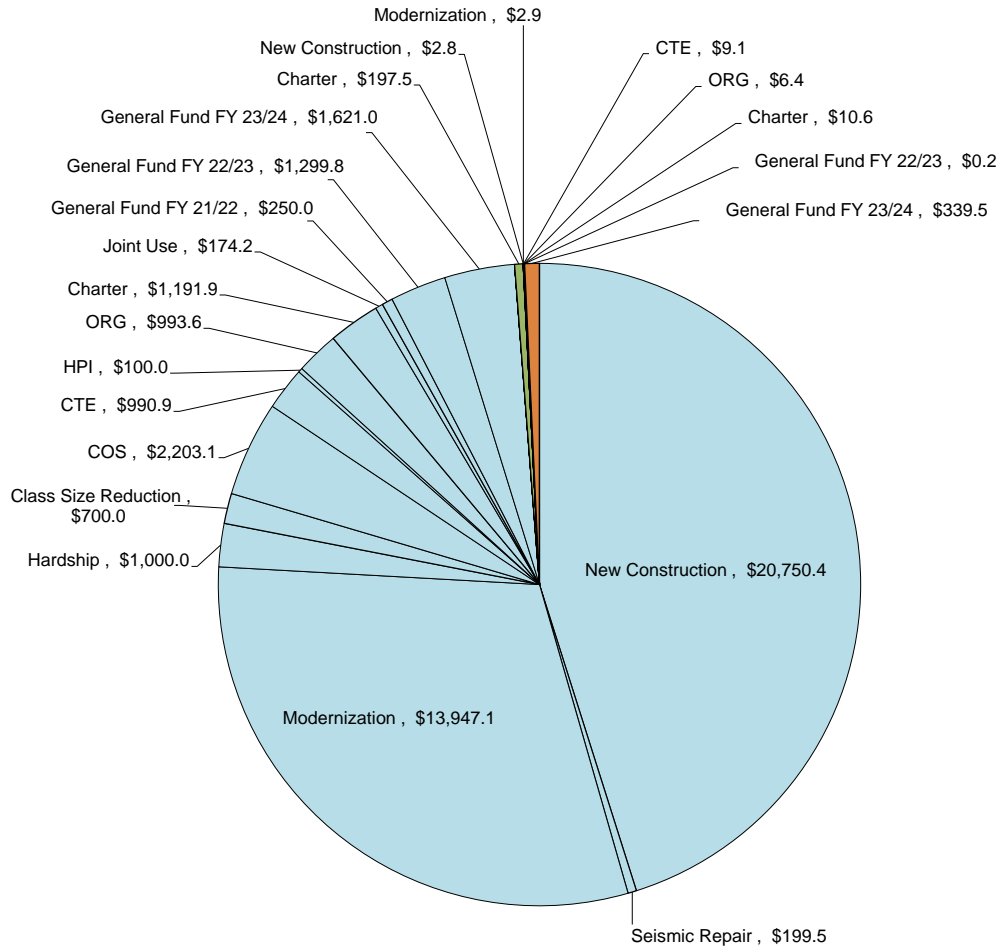
Program	Appropriation	Remaining Authority as of September 25, 2024	Estimated Approvals for October 23, 2024	Miscellaneous Adjustments for October 23, 2024	Remaining Authority as of October 23, 2024
Chapter 32, Statutes of 2018 (AB 1808) - Full-Day Kindergarten FY 18/19	\$97.2	<sup>B</sup> \$0.0			\$0.0
Chapter 44, Statutes of 2021 (AB 130) California Preschool, Transitional and Full-Day Kindergarten FY 21-22	490.0	0.9	\$0.9		<sup>C</sup> \$1.8
Chapter 52, Statutes of 2022 (AB 181) California Preschool, Transitional and Full-Day Kindergarten FY 22-23	100.0	0.1			\$0.1
<b>TOTAL</b>	<b>\$687.2</b>	<b>\$1.0</b>	<b>\$0.9</b>	<b>\$0.0</b>	<b>\$1.9</b>

A. Balance of Bonding Authority Excludes Unfunded Approvals.

B. Full-Day Kindergarten FY 18/19 Appropriation reduced by \$2.8 million for unallocated funds that were reverted back to the General Fund.

C. Total authority is not available at this time due to outstanding accounts receivable. FDK FY 21-22 \$639,320.

AB 181, Proposition 51, 1D, 55, 47, and 1A  
 Bond Authority - \$45.991 billion  
 (in millions of dollars)

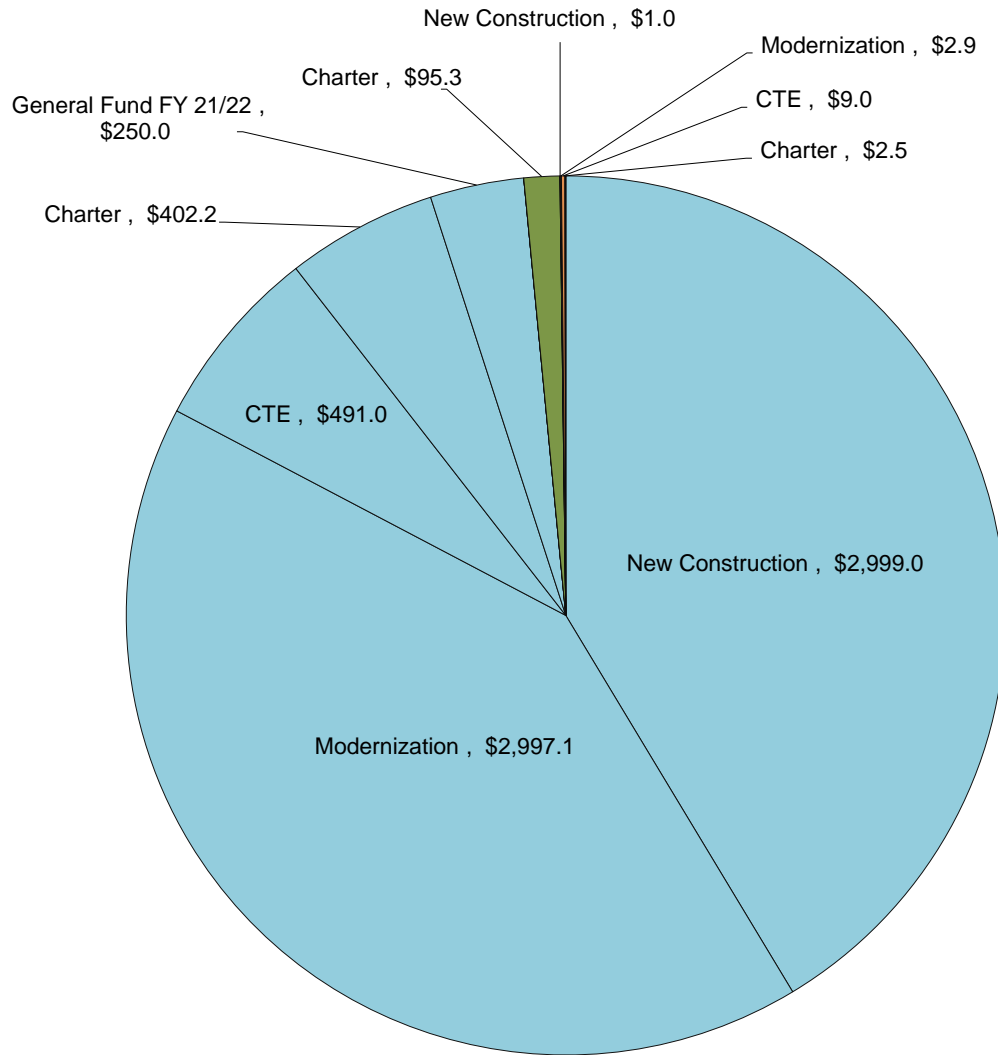


AB 181, Proposition 51, 1D, 55, 47, and 1A Totals		
New Construction*	\$	20,750.4
Seismic Repair	\$	199.5
Modernization	\$	13,947.1
Hardship	\$	1,000.0
Class Size Reduction	\$	700.0
COS	\$	2,203.1
CTE	\$	990.9
HPI	\$	100.0
ORG	\$	993.6
Charter	\$	1,191.9
Joint Use	\$	174.2
General Fund FY 21/22	\$	250.0
General Fund FY 22/23	\$	1,299.8
General Fund FY 23/24	\$	1,621.0
<b>Apportioned</b>	<b>\$</b>	<b>45,421.5</b>
		<b>98.8%</b>
New Construction	\$	-
Seismic Repair	\$	-
Modernization	\$	-
Hardship	\$	-
Class Size Reduction	\$	-
COS	\$	-
CTE	\$	-
HPI	\$	-
ORG	\$	-
Charter	\$	197.5
Joint Use	\$	-
General Fund FY 21/22	\$	-
General Fund FY 22/23	\$	-
General Fund FY 23/24	\$	-
<b>Unfunded Approvals</b>	<b>\$</b>	<b>197.5</b>
		<b>0.4%</b>
New Construction	\$	2.8
Seismic Repair	\$	-
Modernization	\$	2.9
Hardship	\$	-
Class Size Reduction	\$	-
COS	\$	-
CTE	\$	9.1
HPI	\$	-
ORG	\$	6.4
Charter	\$	10.6
Joint Use	\$	-
General Fund FY 21/22	\$	-
General Fund FY 22/23	\$	0.2
General Fund FY 23/24	\$	339.5
<b>Remaining Bond Authority</b>	<b>\$</b>	<b>371.5</b>
		<b>0.8%</b>
<b>Grand Total</b>	<b>\$</b>	<b>45,991</b>
		<b>100.0%</b>

\*Includes Energy Efficiency, Small High Schools, Seismic Repair, and the transfer of Critically Overcrowded School Facilities Program Funds to New Construction (\$700 million and \$68.1 million from Prop. 47; \$268.8 million, \$318.3 million, \$225 million, \$211.7 million, \$145 million, and \$30.4 million from Prop. 55). Also, Prop 55 includes \$5.8 million from the Lease Purchase Program on October 6, 2010.

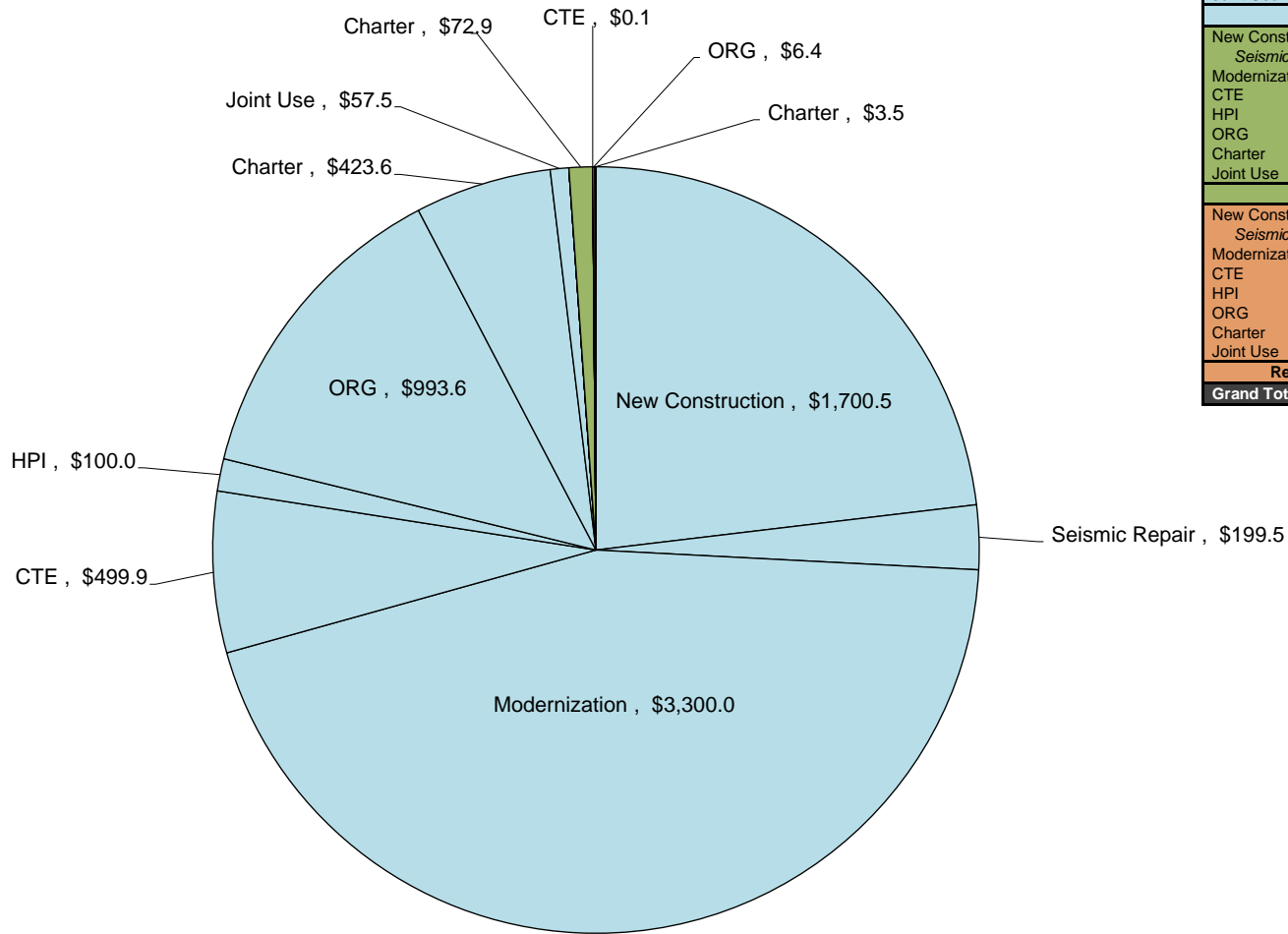
# Proposition 51 Bond Authority - \$7.250 billion

(in millions of dollars)



Proposition 51 Totals		
New Construction	\$ 2,999.0	
Modernization	\$ 2,997.1	
CTE	\$ 491.0	
Charter	\$ 402.2	
General Fund FY 21/22	\$ 250.0	
<b>Apportioned</b>	<b>\$ 7,139.3</b>	<b>98.5%</b>
New Construction	\$ -	
Modernization	\$ -	
CTE	\$ -	
Charter	\$ 95.3	
General Fund FY 21/22	\$ -	
<b>Unfunded Approvals</b>	<b>\$ 95.3</b>	<b>1.3%</b>
New Construction	\$ 1.0	
Modernization	\$ 2.9	
CTE	\$ 9.0	
Charter	\$ 2.5	
General Fund FY 21/22	\$ -	
<b>Remaining Bond Authority</b>	<b>\$ 15.4</b>	<b>0.2%</b>
<b>Grand Total</b>	<b>\$ 7,250</b>	<b>100.0%</b>

# Proposition 1D Bond Authority - \$7.358 billion (in millions of dollars)

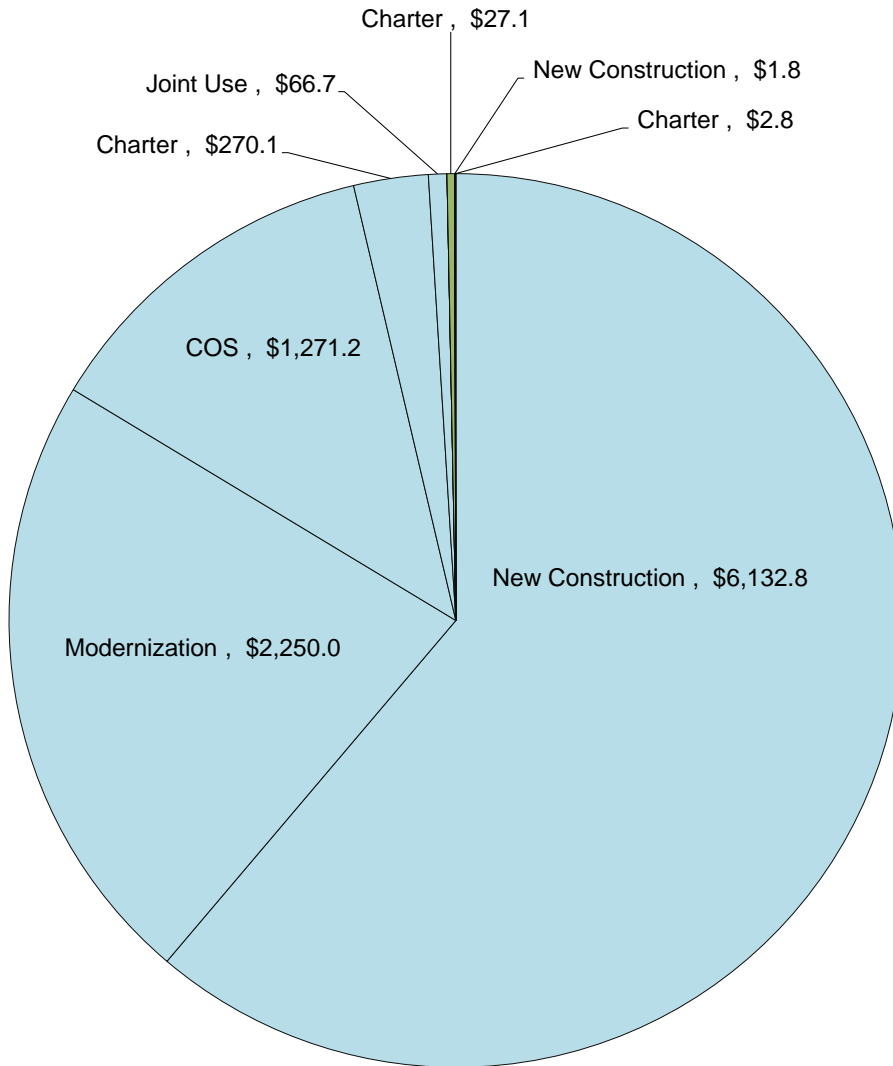


Proposition 1D Totals		
New Construction	\$ 1,700.5	
<i>Seismic Repair</i>	\$ 199.5	
Modernization	\$ 3,300.0	
CTE	\$ 499.9	
HPI	\$ 100.0	
ORG	\$ 993.6	
Charter	\$ 423.6	
Joint Use	\$ 57.5	
<b>Apportioned</b>	<b>\$ 7,274.6</b>	<b>98.9%</b>
New Construction	\$ -	
<i>Seismic Repair</i>	\$ -	
Modernization	\$ -	
CTE	\$ -	
HPI	\$ -	
ORG	\$ -	
Charter	\$ 72.9	
Joint Use	\$ -	
<b>Unfunded Approvals</b>	<b>\$ 72.9</b>	<b>1.0%</b>
New Construction	\$ -	
<i>Seismic Repair</i>	\$ -	
Modernization	\$ -	
CTE	\$ 0.1	
HPI	\$ -	
ORG	\$ 6.4	
Charter	\$ 3.5	
Joint Use	\$ -	
<b>Remaining Bond Authority</b>	<b>\$ 10.0</b>	<b>0.1%</b>
<b>Grand Total</b>	<b>\$ 7,358</b>	<b>100.0%</b>

# Proposition 55

## Bond Authority - \$10.023 billion

(in millions of dollars)

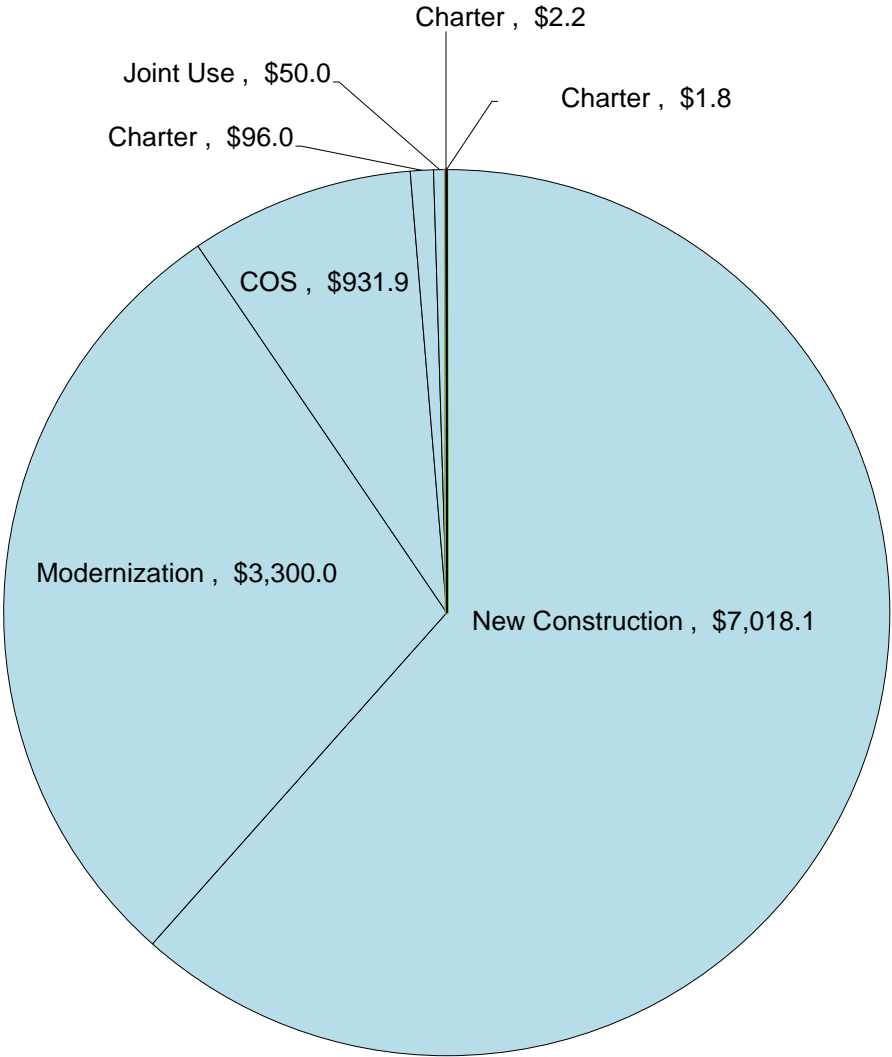


Proposition 55 Totals		
New Construction	\$ 6,132.8	
Modernization	\$ 2,250.0	
COS	\$ 1,271.2	
Charter	\$ 270.1	
Joint Use	\$ 66.7	
<b>Apportioned</b>	<b>\$ 9,990.8</b>	<b>99.7%</b>
New Construction	\$ -	
Modernization	\$ -	
COS	\$ -	
Charter	\$ 27.1	
Joint Use	\$ -	
<b>Unfunded Approvals</b>	<b>\$ 27.1</b>	<b>0.3%</b>
New Construction	\$ 1.8	
Modernization	\$ -	
COS	\$ -	
Charter	\$ 2.8	
Joint Use	\$ -	
<b>Remaining Bond Authority</b>	<b>\$ 4.6</b>	<b>0.0%</b>
<b>Grand Total</b>	<b>\$ 10,023</b>	<b>100.0%</b>

# Proposition 47

## Bond Authority - \$11.400 billion

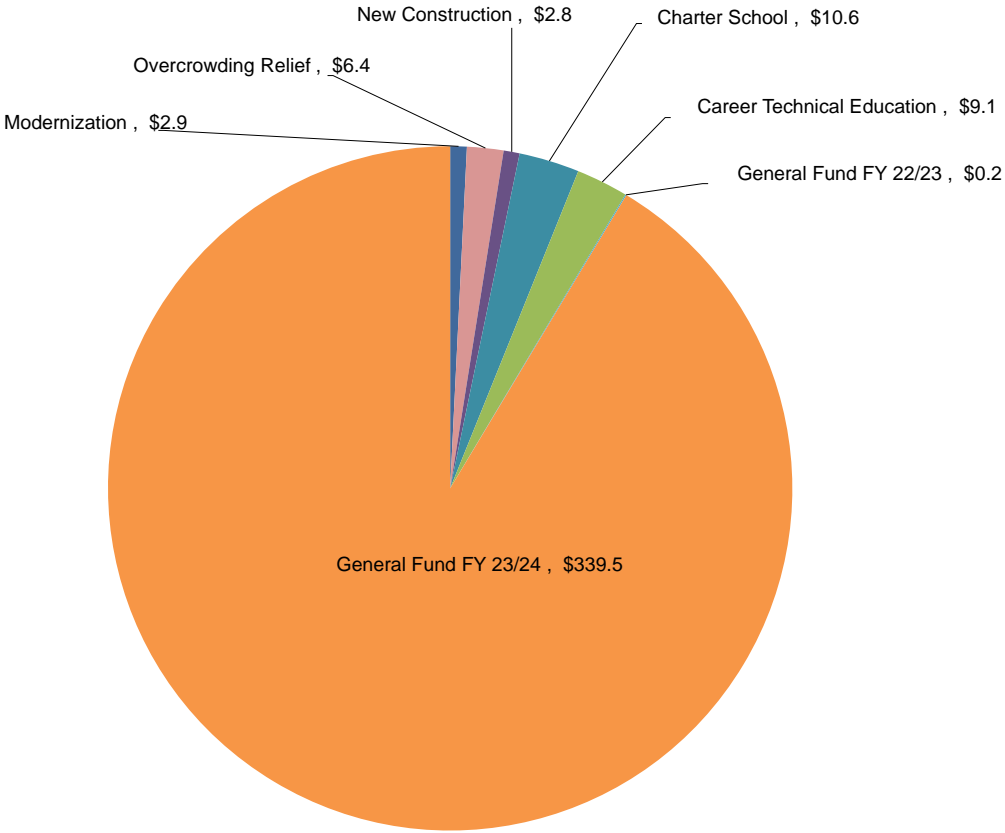
(in millions of dollars )



Proposition 47 Totals		
New Construction	\$ 7,018.1	
Modernization	\$ 3,300.0	
COS	\$ 931.9	
Charter	\$ 96.0	
Joint Use	\$ 50.0	
<b>Apportioned</b>	<b>\$ 11,396.0</b>	<b>100.0%</b>
New Construction	\$ -	
Modernization	\$ -	
COS	\$ -	
Charter	\$ 2.2	
Joint Use	\$ -	
<b>Unfunded Approvals</b>	<b>\$ 2.2</b>	<b>0.0%</b>
New Construction	\$ -	
Modernization	\$ -	
COS	\$ -	
Charter	\$ 1.8	
Joint Use	\$ -	
<b>Remaining Bond Authority</b>	<b>\$ 1.8</b>	<b>0.0%</b>
<b>Grand Total</b>	<b>\$ 11,400</b>	<b>100.0%</b>

# Remaining Bond Authority - \$371.5 million

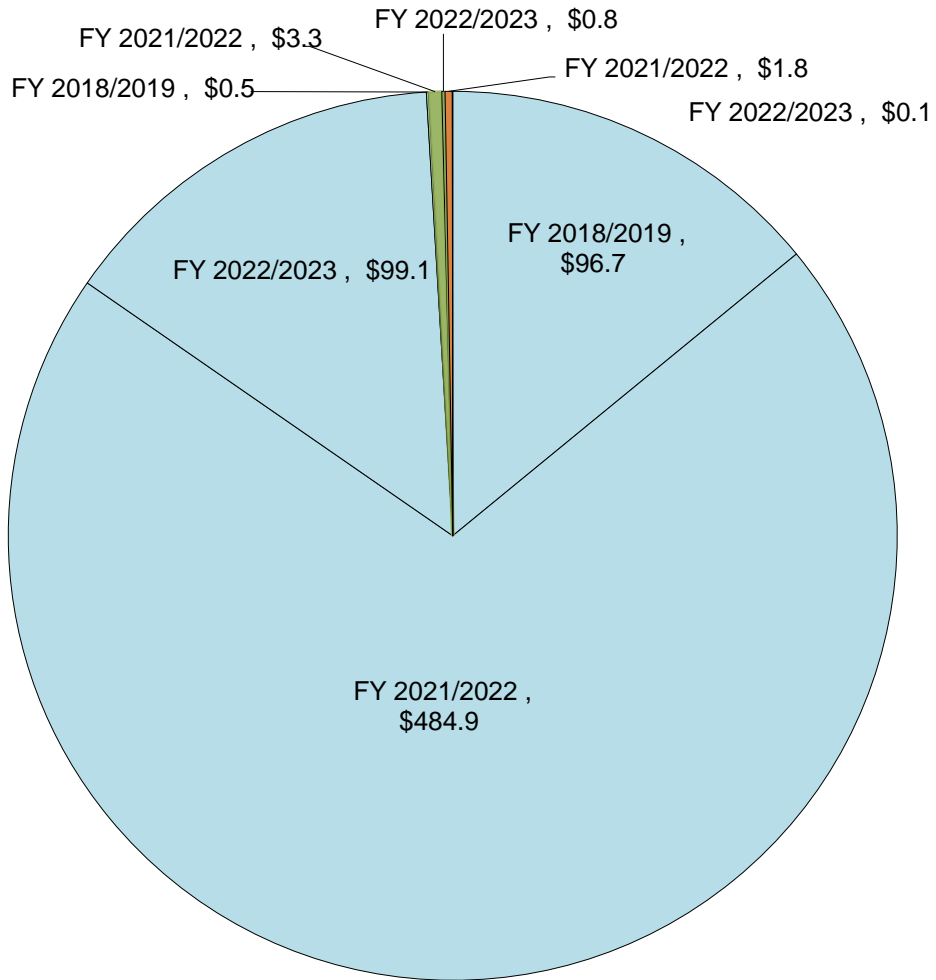
(by program, in millions)  
As of October 23, 2024 SAB



Remaining Bond Authority (in millions)	
Modernization	\$ 2.9
Overcrowding Relief	\$ 6.4
Seismic Repair	\$ -
New Construction	\$ 2.8
Charter School	\$ 10.6
High Performance Schools	\$ -
Critically Overcrowded Schools	\$ -
Hardship	\$ -
Career Technical Education	\$ 9.1
General Fund FY 21/22	\$ -
General Fund FY 22/23	\$ 0.2
General Fund FY 23/24	\$ 339.5
<b>Grand Total</b>	<b>\$ 371.5</b>

# California Preschool, Transitional and Full-Day Kindergarten Facilities Grant Program - \$687.2 million

(in millions of dollars )



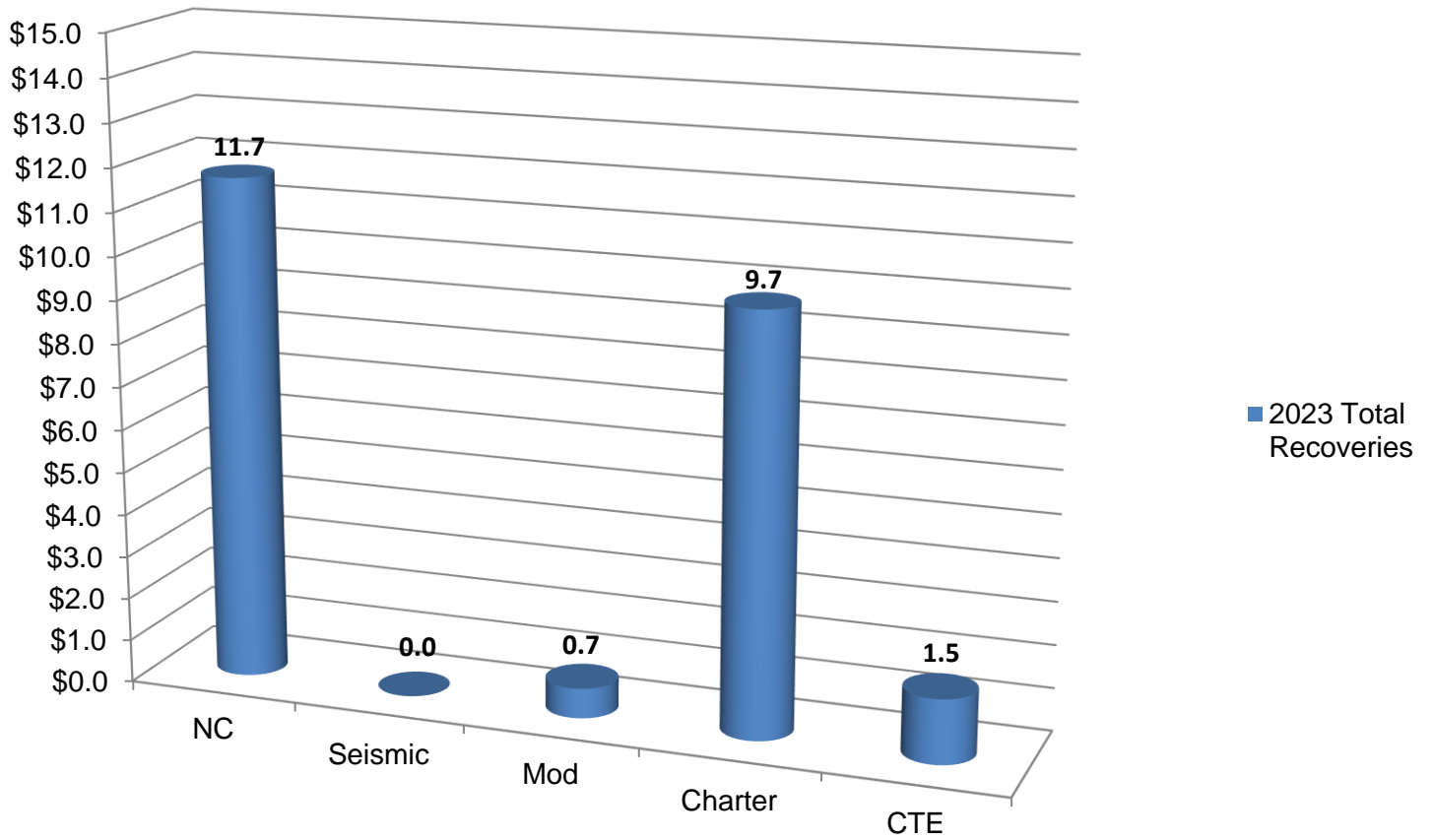
California Preschool, Transitional and Full-Day Kindergarten Facilities Grant Program Totals		
FY 2018/2019	\$ 96.7	
FY 2021/2022	\$ 484.9	
FY 2022/2023	\$ 99.1	
<b>Apportioned</b>	<b>\$ 680.7</b>	<b>99.1%</b>
FY 2018/2019	\$ 0.5	
FY 2021/2022	\$ 3.3	
FY 2022/2023	\$ 0.8	
<b>Administrative Costs</b>	<b>\$ 4.6</b>	<b>0.7%</b>
FY 2018/2019	\$ -	
FY 2021/2022	\$ 1.8	
FY 2022/2023	\$ 0.1	
<b>Remaining Authority</b>	<b>\$ 1.9</b>	<b>0.3%</b>
<b>Grand Total</b>	<b>\$ 687.2</b>	<b>100.0%</b>



# Fund Recoveries\* – 2023

(Totals represented in millions of dollars)

2023 Total Recoveries



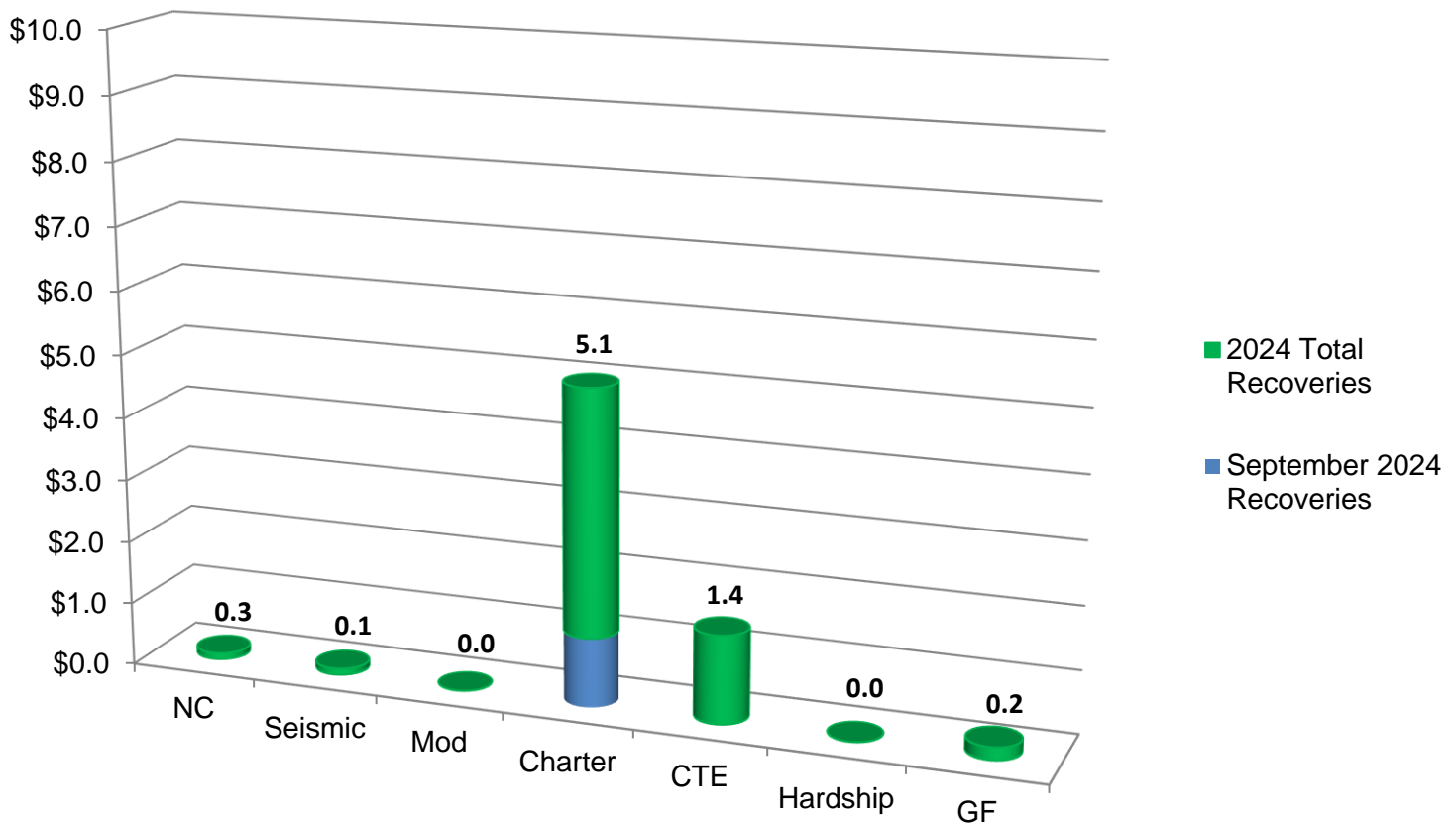
	2023 Totals**
<b>NC</b>	<b>\$11,701,340</b>
<i>Seismic</i>	<b>\$48,279</b>
<b>Modernization</b>	<b>\$667,288</b>
<b>Charter</b>	<b>\$9,743,706</b>
<b>CTE</b>	<b>\$1,471,935</b>
<b>Total</b>	<b>\$23,632,548</b>

\*Includes bond proceeds returned (authority may not be available) to the program through reductions to cost incurred, close-outs, loan repayments, rescissions, and special education local plan area transfers.

\*\* 2023 Totals does not reflect any reallocation of authority. For current availability of bond authority, see Status of Funds.

# Fund Recoveries\* – as of September 25, 2024

(Chart totals represented in millions of dollars)



(Amounts below are whole dollars)

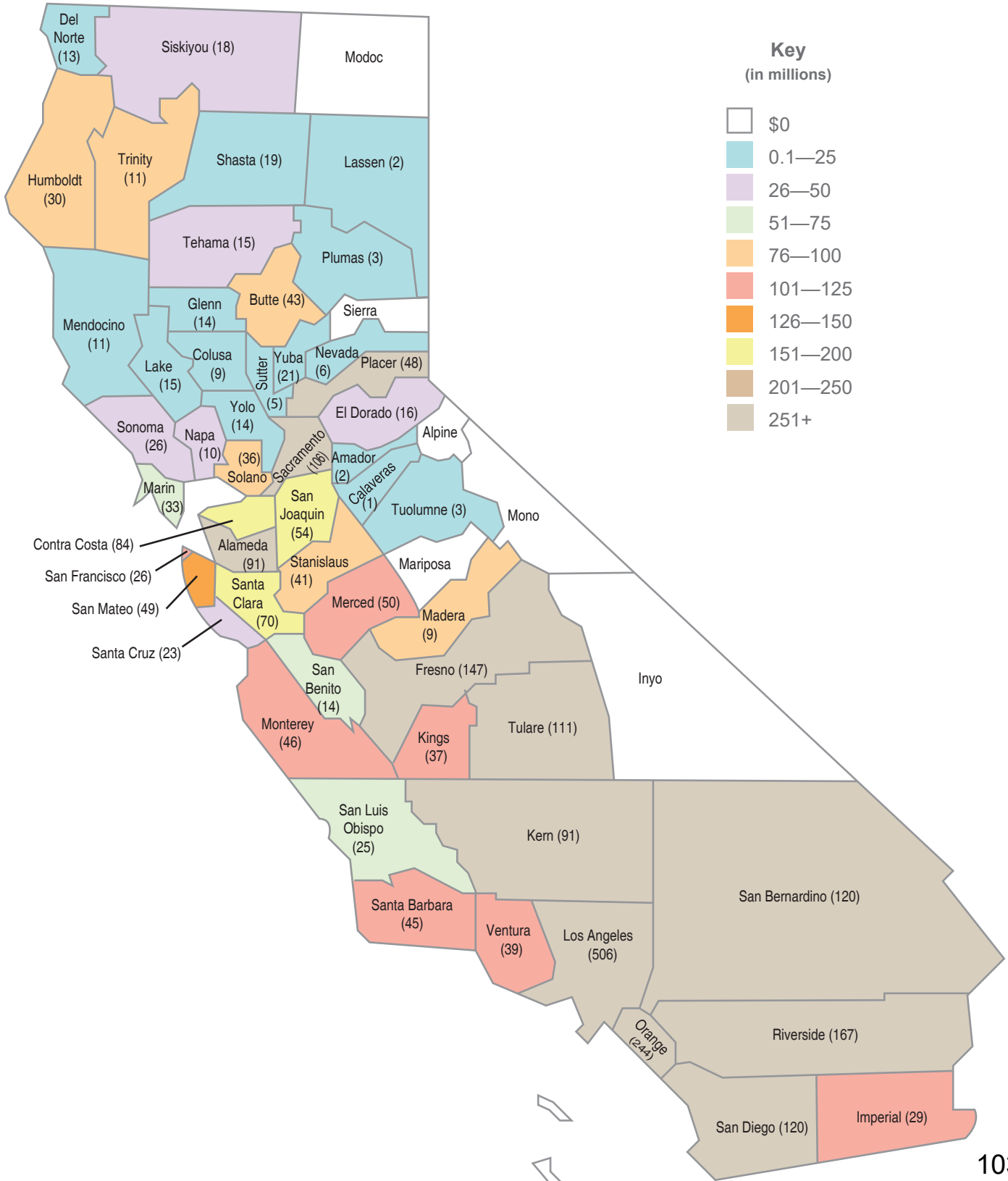
September 2024	1A	47	55	1D	51	General Fund	September Totals	2024 Totals**
NC	\$0	\$0	\$0	\$0	\$107,368	\$0	\$107,368	\$297,505
Seismic	\$0	\$0	\$0	\$0	\$0	\$0	\$0	\$140,410
Modernization	\$0	\$0	\$0	\$0	\$9,889	\$0	\$9,889	\$11,072
Charter	\$0	\$296,768	\$383,020	\$414,868	\$43,703	\$0	\$1,138,359	\$5,050,244
CTE	\$0	\$0	\$0	\$0	\$0	\$0	\$0	\$1,420,329
Hardship	\$0	\$0	\$0	\$0	\$0	\$0	\$0	\$15,463
General Fund	\$0	\$0	\$0	\$0	\$0	\$0	\$0	\$216,723
<b>Total</b>							<b>\$1,255,616</b>	<b>\$7,151,746</b>

\*Includes bond proceeds returned (authority may not be available) to the program through reductions to cost incurred, close-outs, loan repayments, rescissions, and special education local plan area transfers.

\*\* 2024 Totals does not reflect any reallocation of authority. For current availability of bond authority, see Status of Funds.

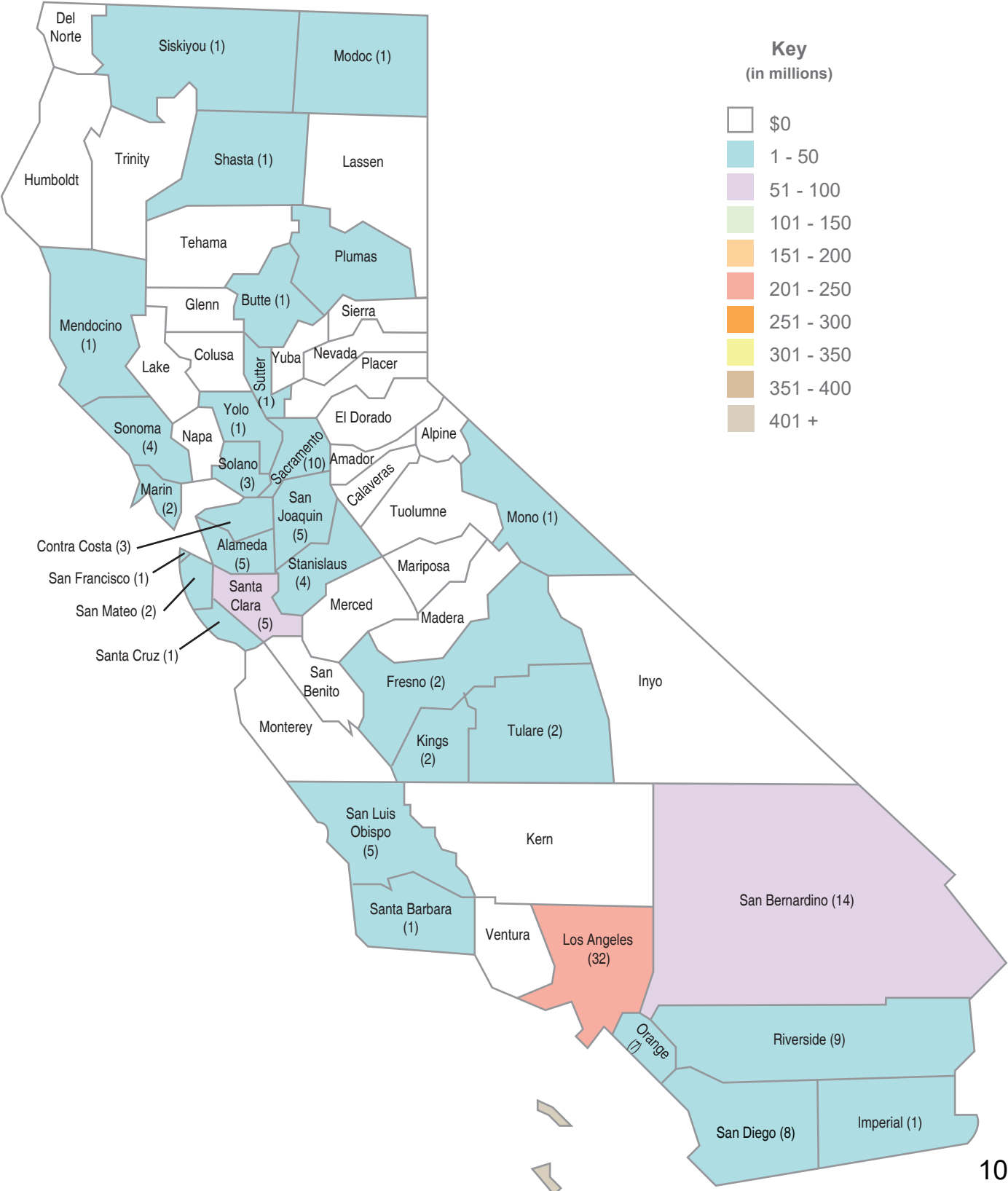
## School Facility Program Proposition 51 Apportionments by County

The graphic below displays the amount Apportioned (\$8.96 billion) for 2,770 School Facility Program projects from 506 school districts as of September 30, 2024. The data includes only bond authority provided by Proposition 51 approved by voters in November 2016.



## School Facility Program Proposition 51 Current Workload by County

The graphic below displays the Office of Public School Construction’s Workload List for New Construction and Modernization (\$669.0 million) for 133 School Facility Program projects from 67 school districts as of September 30, 2024. The projects are anticipated to be allocated from bond authority provided by Proposition 51 approved by voters in November 2016.



**Proposition 51 and General Fund Distribution  
As of 9/30/2024**

County	Apportioned		Unfunded		Workload List	
	Project Count	Dollar Amount	Project Count	Dollar Amount	Project Count	Dollar Amount
Alameda	91	\$ 349,091,753.51	0	\$ -	5	\$ 26,834,662.00
Alpine	0	\$ -	0	\$ -	0	\$ -
Amador	2	\$ 5,892,241.00	0	\$ -	0	\$ -
Butte	43	\$ 86,198,152.00	0	\$ -	1	\$ 2,145,740.00
Calaveras	1	\$ 1,221,410.00	0	\$ -	0	\$ -
Colusa	9	\$ 15,560,906.33	0	\$ -	0	\$ -
Contra Costa	84	\$ 200,099,727.12	0	\$ -	3	\$ 22,202,377.00
Del Norte	13	\$ 6,145,589.60	0	\$ -	0	\$ -
El Dorado	16	\$ 26,049,779.00	0	\$ -	0	\$ -
Fresno	147	\$ 393,148,031.10	0	\$ -	2	\$ 2,616,679.00
Glenn	14	\$ 32,734,502.00	0	\$ -	0	\$ -
Humboldt	30	\$ 76,761,135.09	0	\$ -	0	\$ -
Imperial	29	\$ 109,247,412.14	0	\$ -	0	\$ -
Inyo	0	\$ -	0	\$ -	0	\$ -
Kern	91	\$ 448,005,038.65	0	\$ -	0	\$ -
Kings	37	\$ 107,454,956.84	0	\$ -	2	\$ 15,356,148.00
Lake	15	\$ 22,732,209.00	0	\$ -	0	\$ -
Lassen	2	\$ 1,137,608.00	0	\$ -	0	\$ -
Los Angeles	506	\$ 1,572,411,502.77	0	\$ -	32	\$ 209,287,653.00
Madera	9	\$ 93,232,516.77	0	\$ -	0	\$ -
Marin	33	\$ 57,254,719.00	0	\$ -	0	\$ -
Mariposa	0	\$ -	0	\$ -	0	\$ -
Mendocino	11	\$ 9,657,746.13	0	\$ -	1	\$ 1,822,028.00
Merced	52	\$ 110,837,985.36	0	\$ -	0	\$ -
Modoc	0	\$ -	0	\$ -	1	\$ 154,968.33
Mono	0	\$ -	0	\$ -	1	\$ 319,022.00
Monterey	46	\$ 110,606,598.74	0	\$ -	0	\$ -
Napa	10	\$ 31,808,742.78	0	\$ -	0	\$ -
Nevada	6	\$ 15,881,076.33	0	\$ -	0	\$ -
Orange	244	\$ 981,623,675.26	0	\$ -	7	\$ 16,744,795.00
Placer	48	\$ 292,870,605.45	0	\$ -	0	\$ -
Plumas	3	\$ 5,307,924.00	0	\$ -	0	\$ -
Riverside	167	\$ 789,875,286.04	0	\$ -	9	\$ 45,992,310.80
Sacramento	106	\$ 373,297,102.67	0	\$ -	10	\$ 31,910,598.00
San Benito	14	\$ 62,142,420.55	0	\$ -	0	\$ -
San Bernardino	120	\$ 372,167,994.75	0	\$ -	14	\$ 76,854,820.67
San Diego	120	\$ 456,994,601.52	0	\$ -	8	\$ 47,100,731.33
San Francisco	26	\$ 113,061,096.11	0	\$ -	1	\$ 5,087,190.00
San Joaquin	54	\$ 196,618,379.22	0	\$ -	5	\$ 43,570,805.00
San Luis Obispo	25	\$ 63,063,761.32	0	\$ -	5	\$ 8,650,740.00
San Mateo	49	\$ 127,630,126.77	0	\$ -	2	\$ 1,512,336.00
Santa Barbara	45	\$ 111,531,887.21	0	\$ -	1	\$ 1,300,038.00
Santa Clara	70	\$ 184,135,842.00	0	\$ -	5	\$ 62,694,664.70
Santa Cruz	23	\$ 31,590,126.33	0	\$ -	1	\$ 1,097,306.00
Shasta	19	\$ 24,575,853.66	0	\$ -	1	\$ 750,241.00
Sierra	0	\$ -	0	\$ -	0	\$ -
Siskiyou	18	\$ 38,404,111.33	0	\$ -	1	\$ 541,981.86
Solano	36	\$ 90,983,211.00	0	\$ -	3	\$ 11,251,014.00
Sonoma	26	\$ 32,082,066.15	0	\$ -	4	\$ 16,827,741.00
Stanislaus	41	\$ 81,659,595.20	0	\$ -	4	\$ 5,070,524.00
Sutter	5	\$ 6,965,413.00	0	\$ -	1	\$ 1,958,886.00
Tehama	15	\$ 27,072,615.96	0	\$ -	0	\$ -
Trinity	11	\$ 89,535,642.59	0	\$ -	0	\$ -
Tulare	111	\$ 347,384,573.96	0	\$ -	2	\$ 7,314,778.00
Tuolumne	3	\$ 6,366,544.00	0	\$ -	0	\$ -
Ventura	39	\$ 120,651,239.00	0	\$ -	0	\$ -
Yolo	14	\$ 33,320,674.00	0	\$ -	1	\$ 2,020,293.00
Yuba	21	\$ 14,917,690.67	0	\$ -	0	\$ -
<b>Total</b>	<b>2,770</b>	<b>\$ 8,959,001,398.98</b>	<b>0</b>	<b>\$ -</b>	<b>133</b>	<b>\$ 668,991,071.69</b>

# School Facility Program Bond Authority from Proposition 51 and General Fund

(in millions of dollars, as of September 30, 2024)

## New Construction

### Legend

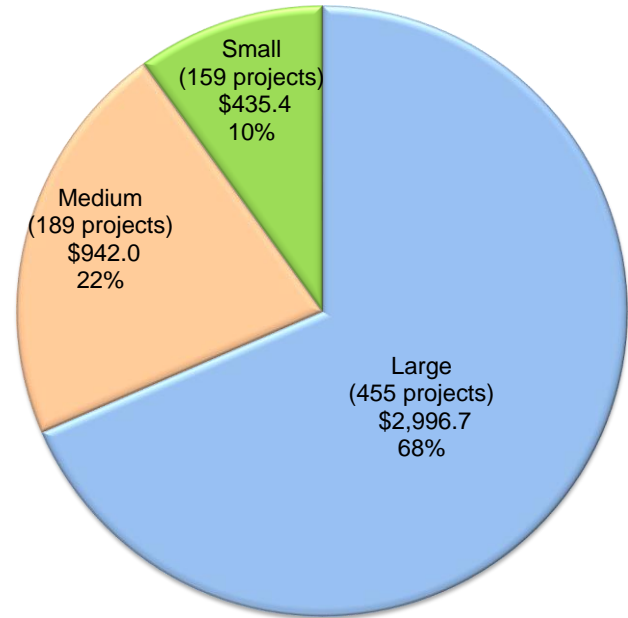
Small School Districts – ADA < 2,500 pupils

Medium School Districts – ADA > 2,500 pupils < 10,000 pupils

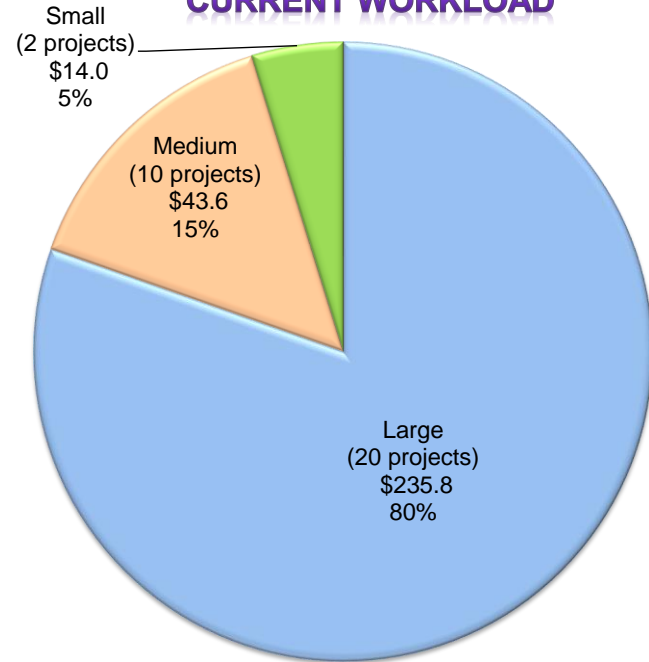
Large School Districts – ADA > 10,000 pupils

District Size (based on 2023/24 Enrollment)  
 (# of projects)  
 (in millions)

### APPORTIONED



### CURRENT WORKLOAD



# School Facility Program Bond Authority from Proposition 51 and General Fund

(in millions of dollars, as of September 30, 2024)

## Modernization

### Legend

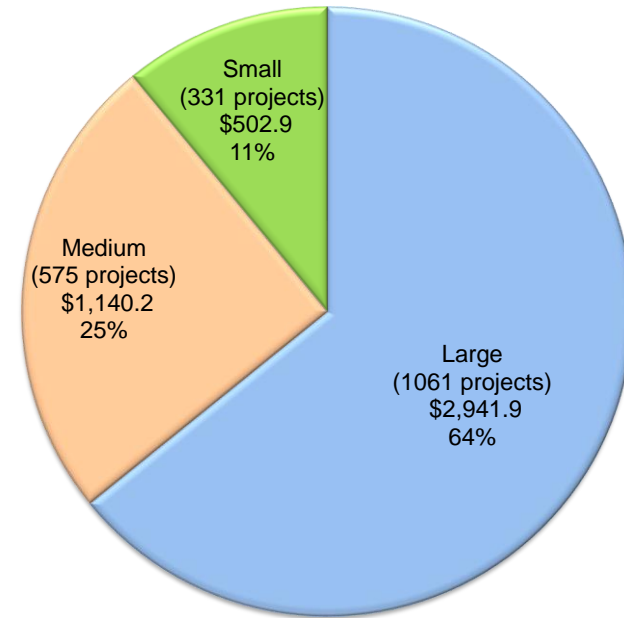
Small School Districts – ADA < 2,500 pupils

Medium School Districts – ADA > 2,500 pupils < 10,000 pupils

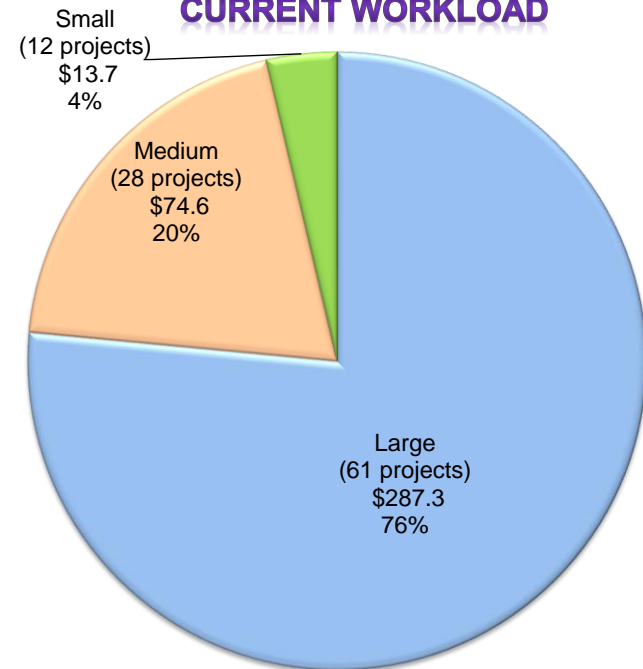
Large School Districts – ADA > 10,000 pupils

District Size (based on 2023/24 Enrollment)  
 (# of projects)  
 (in millions)

### APPORTIONED



### CURRENT WORKLOAD



## Unique School Districts (USD) Receiving Proposition 51 and General Fund Funds (As of September 30, 2024)

### New Construction

2023/24 Enrollment	School Districts Statewide		
	#	%	Enrollment
<b>Small – ADA &lt; 2,500 pupils</b>	581	57%	412,361
<b>Medium – ADA &gt; 2,500 pupils &lt; 10,000 pupils</b>	275	27%	1,435,750
<b>Large – ADA &gt; 10,000 pupils</b>	162	16%	4,004,433
	1,018	100%	5,852,544

Apportioned					
# of USD	Enrollment	\$ Amount	By Size*	Size vs. All**	Students***
89	85,269	\$ 435,354,972	31.9%	8.7%	1.5%
91	494,790	\$ 941,957,362	32.6%	8.9%	8.5%
99	2,680,731	\$ 2,996,677,885	35.5%	9.7%	45.8%
279	3,260,790	\$ 4,373,990,219	100.0%	27.4%	55.7%

Workload					
# of USD	Enrollment	\$ Amount	By Size*	Size vs. All**	Students***
1	1,303	\$ 13,983,554	4.5%	0.1%	0.0%
8	50,882	\$ 43,586,452	36.4%	0.8%	0.9%
13	869,976	\$ 235,790,723	59.1%	1.3%	14.9%
22	922,161	\$ 293,360,729	100.0%	2.2%	15.8%

### Modernization

2023/24 Enrollment	School Districts Statewide		
	#	%	Enrollment
<b>Small – ADA &lt; 2,500 pupils</b>	581	57%	412,361
<b>Medium – ADA &gt; 2,500 pupils &lt; 10,000 pupils</b>	275	27%	1,435,750
<b>Large – ADA &gt; 10,000 pupils</b>	162	16%	4,004,433
	1,018	100%	5,852,544

Apportioned					
# of USD	Enrollment	\$ Amount	By Size*	Size vs. All**	Students***
178	159,174	\$ 502,922,823	40.5%	17.5%	2.7%
144	763,863	\$ 1,140,152,343	32.7%	14.1%	13.1%
118	3,324,768	\$ 2,941,936,014	26.8%	11.6%	56.8%
440	4,247,805	\$ 4,585,011,180	100.0%	43.2%	72.6%

Workload					
# of USD	Enrollment	\$ Amount	By Size*	Size vs. All**	Students***
12	9,162	\$ 13,742,232	21.8%	1.2%	0.2%
15	87,670	\$ 74,559,987	27.3%	1.5%	1.5%
28	1,434,315	\$ 287,328,124	50.9%	2.8%	24.5%
55	1,531,147	\$ 375,630,343	100.0%	5.4%	26.2%

\*Percentage of funding to small, medium or large school districts

\*\* Percentage of funding to small, medium, and large school district vs. all school districts statewide

\*\*\*Percentage of students statewide



# Information Items

**TENTATIVE WORKLOAD**

December 2024

**ACTION ITEMS**

**REPORTS, DISCUSSION and INFORMATION ITEMS**

Standard Information Items

**FINANCIAL REPORTS**

Status of Fund Releases

Status of Funds

---

**TENTATIVE WORKLOAD**

January 2025

**ACTION ITEMS**

Annual Adjustments to School Facility Program Grants

**REPORTS, DISCUSSION and INFORMATION ITEMS**

Standard Information Items

**FINANCIAL REPORTS**

Status of Fund Releases

Status of Funds

---

**TENTATIVE WORKLOAD**

February 2025

**ACTION ITEMS**

**REPORTS, DISCUSSION and INFORMATION ITEMS**

Standard Information Items

**FINANCIAL REPORTS**

Status of Fund Releases

Status of Funds

# APPEALS

Received as of September 30, 2024

<u>Appeal Received Date</u>	<u>District/County</u>	<u>Tentative SAB Date*</u>	<u>Description</u>
<b>2/16/2024</b>	Alpaugh USD/Tulare	TBD	District requests reconsideration of audit findings for two Facility Hardship Program applications.
<b>5/31/2024</b>	Lompoc USD/Santa Barbara	12/3/2024	District requests expedited processing for a Modernization project and immediate apportionments for two projects under authority of 17076.10(d) to provide match funding for a military base school project.
<b>6/10/2024</b>	Mountain Empire USD/Imperial	2/26/2025	District requests approval of Financial Hardship status based on "other evidence."
<b>9/17/2024</b>	Jacoby Creek ESD/Humboldt	12/3/2024	District requests scope change from permanent classrooms to portable classrooms.
<b>9/23/2024</b>	Camptonville Union ESD/Yuba	1/22/2025	District requests SAB determination on whether asbestos abatement for removal of vinyl tile and mastic in classrooms qualifies for Facility Hardship assistance.

\*Please note: Tentative SAB Date is not a guaranteed meeting date and may be subject to change.

## STATE ALLOCATION BOARD MEETING DATES

The State Allocation Board (SAB) meeting dates for the 2024 calendar year are as follows:

<b>Board Date*</b>	<b>Type of Meeting</b>
December 3, 2024	Monthly (Consent/Appeals/Action)

\*The projected board dates and time will be determined upon the discussion with the Chair based on workload.

The SAB meets at 4:00 p.m. when the State Legislature is in session and at 3:00 p.m. when the State Legislature is out on recess.

Due to scheduling changes within the Legislature, some of the SAB meetings may be canceled or changed with short notice.

## **INFORMATION ITEM**

### **SCHOOL FACILITY PROGRAM NEW CONSTRUCTION AND MODERNIZATION UNFUNDED LIST (as of September 25, 2024)**

The New Construction and Modernization projects on this list have received an “unfunded” approval by the State Allocation Board (SAB). Note that an “unfunded” approval does not guarantee a future apportionment by the SAB.

Published monthly in the SAB Agenda.

This report is also located on the [OPSC Website](#)

Unfunded Approvals  
as of September 25, 2024 SAB

County	School District	Application Number	Program	Approval	Received Date	SAB Unfunded Approval	Financial Hardship Apportionment	Loan	State Share	Total Apportionment	Cumulative Amount	Submitted Certification Letter May 2024	Grant Agreement Received as of 09/13/2024
SACRAMENTO	SACRAMENTO CITY UNIFIED	54/67439-00-009	Charter	D	6/3/2022	10/26/2022	0.00	538,007.10	538,007.10	1,076,014.20	1,076,014.20	No	No
SAN DIEGO	SAN DIEGO UNIFIED	54/68338-02-003	Charter	D	6/3/2022	7/25/2023	0.00	0.00	836,553.50	836,553.50	1,912,567.70	No	Yes
SAN DIEGO	SAN DIEGO UNIFIED	54/68338-02-004	Charter	D	6/3/2022	7/25/2023	0.00	0.00	715,159.50	715,159.50	2,627,727.20	No	Yes
SAN DIEGO	SAN DIEGO UNIFIED	54/68338-06-001	Charter	D	6/3/2022	12/4/2023	0.00	0.00	1,258,718.70	1,258,718.70	3,886,445.90	No	No
SAN DIEGO	SAN DIEGO UNIFIED	54/68338-06-002	Charter	D	6/3/2022	12/4/2023	0.00	0.00	376,548.00	376,548.00	4,262,993.90	No	No
SHASTA	SHASTA UNION HIGH	54/70136-02-001	Charter	S	5/2/2022	6/1/2024	0.00	2,238,584.00	2,238,584.00	4,477,168.00	8,740,161.90	No	Yes
<b>Total</b>							<b>\$0.00</b>	<b>\$2,776,591.10</b>	<b>\$5,963,570.80</b>	<b>\$8,740,161.90</b>			

\*This Unfunded List (Lack of AB 55 Loans) includes \$8.7 million for 6 projects for Charter School Facilities Program Preliminary Apportionments for Design and Site Funding.

County	School District	Application Number	Program	Approval	Received Date	SAB Date	Financial Hardship Apportionment	Loan	State Share	Total Apportionment	Prop. 47	Prop. 55	Prop. 1D	Prop. 51
BUTTE	CHICO UNIFIED	54/61424-00-006	Charter	P	5/30/2017	2/26/2020	0.00	1,877,635.40	3,175,079.40	5,052,714.80	0.00	0.00	5,052,714.80	0.00
BUTTE	CHICO UNIFIED	54/61424-00-007	Charter	P	5/30/2017	2/26/2020	0.00	2,555,059.80	4,584,394.80	7,139,454.60	0.00	0.00	4,847,001.60	2,292,453.00
LOS ANGELES	LOS ANGELES UNIFIED	54/64733-00-104	Charter	P	5/2/2022	10/26/2022	0.00	18,499,799.40	18,499,799.40	36,999,598.80	0.00	0.00	18,499,799.40	18,499,799.40
SHASTA	CASCADE UNION ELEMENTARY	54/69914-00-002	Charter	P	5/11/2022	10/26/2022	0.00	1,139,625.00	1,139,625.00	2,279,250.00	0.00	0.00	0.00	2,279,250.00
SACRAMENTO	NATOMAS UNIFIED	54/75283-00-009	Charter	P	6/1/2022	10/26/2022	0.00	1,780,934.50	9,780,934.50	11,561,869.00	984,158.50	8,796,776.00	0.00	1,780,934.50
SACRAMENTO	NATOMAS UNIFIED	54/75283-00-010	Charter	P	6/1/2022	10/26/2022	0.00	2,033,351.80	4,033,351.80	6,066,703.60	0.00	4,033,351.80	0.00	2,033,351.80
SANTA CLARA	GILROY UNIFIED	54/69484-00-003	Charter	P	6/2/2022	10/26/2022	0.00	1,677,966.30	1,677,966.30	3,355,932.60	0.00	0.00	0.00	3,355,932.60
SANTA CLARA	GILROY UNIFIED	54/69484-00-004	Charter	P	6/2/2022	10/26/2022	0.00	799,776.90	799,776.90	1,599,553.80	0.00	0.00	0.00	1,599,553.80
ALAMEDA	OAKLAND UNIFIED	54/61259-00-012	Charter	P	6/3/2022	10/26/2022	0.00	12,912,733.80	12,912,733.80	25,825,467.60	0.00	9,358,923.80	3,553,810.00	12,912,733.80
SACRAMENTO	SACRAMENTO CITY UNIFIED	54/67439-00-009	Charter	P	6/3/2022	10/26/2022	0.00	2,152,028.40	4,842,063.90	6,994,092.30	0.00	0.00	0.00	6,994,092.30
SAN DIEGO	SAN DIEGO UNIFIED	54/68338-02-003	Charter	P	6/3/2022	10/26/2022	0.00	0.00	7,528,981.50	7,528,981.50	0.00	0.00	7,528,981.50	0.00
SAN DIEGO	SAN DIEGO UNIFIED	54/68338-02-004	Charter	P	6/3/2022	10/26/2022	0.00	0.00	6,436,435.50	6,436,435.50	0.00	0.00	5,134,935.50	1,301,500.00
SHASTA	SHASTA UNION HIGH	54/70136-02-001	Charter	P	5/2/2022	5/31/2023	0.00	11,721,389.20	11,721,389.20	23,442,778.40	0.00	2,400,721.20	8,599,165.00	12,442,892.20
SACRAMENTO	NATOMAS UNIFIED	54/75283-00-012	Charter	P	6/3/2022	9/27/2023	0.00	0.00	10,310,778.00	10,310,778.00	1,287,425.00	2,381,006.00	2,040,920.00	4,601,427.00
SACRAMENTO	NATOMAS UNIFIED	54/75283-00-013	Charter	P	6/3/2022	9/27/2023	0.00	0.00	2,820,834.90	2,820,834.90	0.00	0.00	0.00	2,820,834.90
SAN DIEGO	SAN DIEGO UNIFIED	54/68338-06-001	Charter	P	6/3/2022	12/4/2023	0.00	0.00	11,328,468.30	11,328,468.30	0.00	0.00	11,328,468.30	0.00
SAN DIEGO	SAN DIEGO UNIFIED	54/68338-06-002	Charter	P	6/3/2022	12/4/2023	0.00	0.00	3,388,932.00	3,388,932.00	0.00	0.00	876,071.00	2,512,861.00
SACRAMENTO	TWIN RIVERS UNIFIED	54/76505-00-009	Charter	P	6/3/2022	2/28/2024	0.00	8,260,128.00	8,260,128.00	16,520,256.00	0.00	0.00	0.00	16,520,256.00
<b>Total</b>							<b>0.00</b>	<b>65,410,428.50</b>	<b>123,241,673.20</b>	<b>188,652,101.70</b>	<b>2,271,583.50</b>	<b>26,970,778.80</b>	<b>67,461,867.10</b>	<b>91,947,872.30</b>

\*This Charter Unfunded Preliminary list does not include \$8.7 million for 6 projects for Charter School Facilities Program Preliminary Apportionments for Design and Site Funding.

## **INFORMATION ITEM**

### **SCHOOL FACILITY PROGRAM OFFICE OF PUBLIC SCHOOL CONSTRUCTION FUNDING WORKLOAD LISTING (Applications Received Through September 30, 2024)**

The New Construction and Modernization projects on this list represent complete applications awaiting the Office of Public School Construction (OPSC) processing and scheduling to the State Allocation Board.

This list includes projects that are being presented for approval in this month's State Allocation Board Agenda.

Inclusion on this list does not constitute a guarantee of future funding.

This list is also available on the [OPSC Website](#) and is updated the beginning of each month.



**SFP APPLICATIONS**  
**New Construction and Charter School Facilities Program**  
- Workload as of September 30, 2024 -

District	County	Site Name	Application Number	OPSC Date Received	Estimated State Grant (a)***	Financial Hardship (b)	Notification Occurred**
San Juan Unified	Sacramento	Arden Middle	50/67447-04-001	08/11/21	\$ 5,343,302	\$ -	11/02/23
Santa Clara Unified	Santa Clara	Abram Agnew Elementary	50/69674-00-001	08/11/21	\$ 26,173,222	\$ -	11/02/23
Santa Clara Unified	Santa Clara	Dolores Huerta Middle	50/69674-00-002	08/11/21	\$ 30,982,294	\$ -	11/02/23
Livermore Valley Joint Unified	Alameda	Joe Michell Elementary	50/61200-00-005	08/12/21	\$ 9,593,714	\$ -	11/02/23
Patterson Joint Unified	Stanislaus	Grayson Elementary	50/71217-00-011	08/18/21	\$ 479,227	\$ -	11/02/23
Manteca Unified	San Joaquin	Manteca High	50/68593-00-027	08/29/21	\$ 4,597,560	\$ -	11/02/23
Riverside Unified	Riverside	Arlington High	50/67215-00-041	09/02/21	\$ 3,583,035	\$ -	11/02/23
Irvine Unified	Orange	Northwood Elementary	50/73650-04-002	09/08/21	\$ 1,304,508	\$ -	11/02/23
Irvine Unified	Orange	South Lake Middle	50/73650-01-001	09/08/21	\$ 447,209	\$ -	11/02/23
Turlock Unified	Stanislaus	Marvin A. Dutcher Middle	50/75739-00-007	09/23/21	\$ 3,438,709	\$ -	11/02/23
Woodland Joint Unified	Yolo	Spring Lake Elementary	50/72710-00-007	09/27/21	\$ 2,020,293	\$ -	12/01/23
Mountain View Elementary	San Bernardino	Park View Elementary	50/67785-00-003	10/13/21	\$ 12,571,121	\$ -	12/01/23
Liberty Union High	Contra Costa	Heritage High	50/61721-00-009	10/15/21	\$ 5,517,072	\$ -	12/01/23
Paso Robles Joint Unified	San Luis Obispo	George H. Flamson Middle	50/75457-00-006	12/14/21	\$ 3,611,520	\$ -	12/01/23
Cloverdale Unified	Sonoma	Jefferson Elementary	50/70656-00-001	01/03/22	\$ 6,084,991	\$ 6,084,991	01/02/24
Cloverdale Unified	Sonoma	Washington Middle	50/70656-00-002	01/04/22	\$ 1,813,572	\$ -	01/02/24
South Pasadena Unified	Los Angeles	Arroyo Vista Elementary	50/65029-00-006	01/06/22	\$ 464,094	\$ -	01/02/24
South Pasadena Unified	Los Angeles	Monterey Hills Elementary	50/65029-00-007	01/06/22	\$ 928,014	\$ -	01/02/24
South Pasadena Unified	Los Angeles	Marengo Elementary	50/65029-00-008	01/06/22	\$ 527,733	\$ -	01/02/24
Lodi Unified	San Joaquin	Lodi High	50/68585-00-030	01/07/22	\$ 20,571,536	\$ -	01/02/24
Chula Vista Elementary	San Diego	Otay Ranch Village 3	50/68023-00-013	01/11/22	\$ 13,795,399	\$ -	01/02/24
San Marcos Unified	San Diego	Richland Elementary	50/73791-00-021	01/20/22	\$ 15,715,309	\$ -	01/02/24
Riverside Unified	Riverside	Alcott Elementary	50/67215-00-042	02/02/22	\$ 3,792,255	\$ -	02/01/24
Colton Joint Unified	San Bernardino	Colton High	51/67686-00-003*	03/21/24	\$ 1,079,156	\$ -	
Mountain Empire Unified	San Diego	Mountain Empire High	51/68213-00-001*	06/10/24	\$ 2,844,574	\$ 2,844,574	
Santa Monica Malibu Unified	Los Angeles	Muir Elementary (SMASH)	51/64980-00-002	06/24/24	\$ 11,778,230	\$ -	
Gilroy Unified	Santa Clara	Gilroy Prep	54/69484-00-003	07/17/24	\$ 1,421,480	\$ -	
Gilroy Unified	Santa Clara	Gilroy Prep	54/69484-00-004	07/17/24	\$ 918,590	\$ -	
San Bernardino City Unified	San Bernardino	Pacific High	51/67876-00-003*	07/30/24	\$ 5,778,953	\$ -	
Los Angeles Unified	Los Angeles	Ulysses S. Grant Senior High	51/64733-00-009*	09/30/24	\$ 20,172,999	\$ -	
Los Angeles Unified	Los Angeles	Ulysses S. Grant Senior High	51/64733-00-010*	09/30/24	\$ 18,099,067	\$ -	
Los Angeles Unified	Los Angeles	Ulysses S. Grant Senior High	51/64733-00-011*	09/30/24	\$ 16,544,954	\$ -	
Los Angeles Unified	Los Angeles	Ulysses S. Grant Senior High	51/64733-00-012*	09/30/24	\$ 17,280,365	\$ -	
Los Angeles Unified	Los Angeles	Ulysses S. Grant Senior High	51/64733-00-013*	09/30/24	\$ 17,497,177	\$ -	
					<b>\$ 286,771,234</b>	<b>\$ 8,929,565</b>	
					<b>Total</b>	<b>\$ 295,700,799</b>	

<b>NEW CONSTRUCTION FUNDING SUB-TOTALS</b>	<b>\$ 173,355,689</b>	<b>\$ 6,084,991</b>
<b>NEW CONSTRUCTION FACILITY HARDSHIP - NON SEISMIC</b>	<b>\$ 11,778,230</b>	
<b>NEW CONSTRUCTION FUNDING TOTAL</b>		<b>\$ 191,218,910</b>
<b>NEW CONSTRUCTION FACILITY HARDSHIP - SEISMIC</b>	<b>\$ 99,297,245</b>	<b>\$ 2,844,574</b>
<b>CHARTER SCHOOLS</b>	<b>\$ 2,340,070</b>	<b>\$ -</b>

(a) Represents estimated state share of project including excessive cost grants. Amounts shown have not been reviewed by OPSC for compliance with all School Facility Program requirements.

(b) Represents estimated financial hardship. Amounts shown have not been reviewed by OPSC for compliance with all School Facility Program requirements.

\*Facility Hardship project requesting Seismic Mitigation Program funding.

SFP APPLICATIONS  
 New Construction and Charter School Facilities Program  
 - Workload as of September 30, 2024 -

District	County	Site Name	Application Number	OPSC Date Received	Estimated State Grant (a)***	Financial Hardship (b)	Notification Occurred**
----------	--------	-----------	--------------------	--------------------	------------------------------	------------------------	-------------------------

\*\* School districts have been notified that the Office of Public School Construction will begin processing the district's application in the near future.

\*\*\* Estimated State Grant is equal to the estimated State Share at the time the application was submitted.

SFP APPLICATIONS  
 Modernization School Facilities Program  
 - Workload as of September 30, 2024 -

District	County	Site Name	Application Number	OPSC Date Received	Estimated State Grant (a)***	Financial Hardship (b)	Notification Occurred**
San Juan Unified	Sacramento	Casa Roble Fundamental High	57/67447-00-070	06/11/21	\$ 2,413,857	\$ -	09/01/23
Salida Union Elementary	Stanislaus	Independence Charter	57/71266-00-003	06/17/21	\$ 460,501	\$ -	09/01/23
Livermore Valley Joint Unified	Alameda	Joe Michell Elementary	57/61200-00-031	08/12/21	\$ 2,952,077	\$ -	11/02/23
Val Verde Unified	Riverside	Rainbow Ridge Elementary	57/75242-00-008	08/16/21	\$ 3,183,778	\$ -	11/02/23
Corona-Norco Unified	Riverside	Jefferson Elementary	57/67033-00-023	08/31/21	\$ 2,544,857	\$ -	01/06/23
Jefferson Elementary	San Mateo	Garden Village Elementary	57/68916-00-031	09/02/21	\$ 576,150	\$ -	11/02/23
San Juan Unified	Sacramento	John Barrett Middle	57/67447-00-071	09/03/21	\$ 4,012,081	\$ -	11/02/23
Fowler Unified	Fresno	Malaga Elementary	57/62158-00-006	09/07/21	\$ 996,505	\$ -	11/02/23
Irvine Unified	Orange	South Lake Middle	57/73650-00-037	09/08/21	\$ 5,557,028	\$ -	11/02/23
Elk Grove Unified	Sacramento	Pleasant Grove Elementary	57/67314-00-038	09/14/21	\$ 2,732,908	\$ -	11/02/23
Elk Grove Unified	Sacramento	Joseph Kerr Middle	57/67314-00-039	09/15/21	\$ 1,887,743	\$ -	11/02/23
San Luis Coastal Unified	San Luis Obispo	Bishop's Peak Elementary	57/68809-00-029	09/23/21	\$ 1,028,097	\$ -	11/02/23
Val Verde Unified	Riverside	Victoriano Elementary	57/75242-00-009	09/23/21	\$ 4,987,333	\$ -	11/02/23
Newport-Mesa Unified	Orange	Back Bay High	57/66597-00-052	09/24/21	\$ 568,251	\$ -	11/02/23
Newport-Mesa Unified	Orange	Horace Ensign Intermediate	57/66597-00-053	09/27/21	\$ 3,521,366	\$ -	12/01/23
Hemet Unified	Riverside	Little Lake Elementary	57/67082-00-012	09/27/21	\$ 2,358,946	\$ -	12/01/23
Victor Valley Union High	San Bernardino	Silverado High	57/67934-00-005	09/27/21	\$ 13,912,788	\$ -	12/01/23
Sequoia Union Elementary	Tulare	Sequoia Union Elementary	57/72116-00-002	09/29/21	\$ 2,272,945	\$ -	12/01/23
Fowler Unified	Fresno	Fowler High	57/62158-00-007	10/07/21	\$ 1,620,174	\$ -	12/01/23
Newport-Mesa Unified	Orange	Costa Mesa High	57/66597-00-054	10/08/21	\$ 2,661,188	\$ -	12/01/23
San Leandro Unified	Alameda	McKinley Elementary	57/61291-00-024	10/11/21	\$ 572,174	\$ -	12/01/23
San Leandro Unified	Alameda	Washington Elementary	57/61291-00-025	10/11/21	\$ 635,413	\$ -	12/01/23
San Marcos Unified	San Diego	Richland Elementary	57/73791-00-011	10/12/21	\$ 2,410,423	\$ -	12/01/23
Santa Cruz City High	Santa Cruz	Santa Cruz High	57/69823-00-014	10/13/21	\$ 1,097,306	\$ -	12/01/23
Val Verde Unified	Riverside	Mary McLeod Bethune Elementary	57/75242-00-010	10/13/21	\$ 3,927,022	\$ -	12/01/23
Val Verde Unified	Riverside	El Potrero Elementary	57/75242-00-011	10/14/21	\$ 1,085,424	\$ -	12/01/23
San Bernardino City Unified	San Bernardino	Del Rosa Elementary	57/67876-00-115	10/15/21	\$ 4,576,808	\$ -	12/01/23
San Bernardino City Unified	San Bernardino	Warm Springs Elementary	57/67876-00-116	10/15/21	\$ 4,811,962	\$ -	12/01/23
Windsor Unified	Sonoma	Mattie Washburn Elementary	57/75358-00-005	10/20/21	\$ 2,467,229	\$ -	12/01/23
Lowell Joint	Los Angeles	Jordan Elementary	57/64766-00-004	10/26/21	\$ 2,685,245	\$ -	12/01/23
Sutter Union High	Sutter	Sutter High	57/71449-00-003	10/27/21	\$ 1,175,332	\$ 783,554	12/01/23
Los Angeles Unified	Los Angeles	Sherman Oaks Center for Enriched Studies	57/64733-00-736	10/29/21	\$ 15,234,395	\$ -	12/01/23
Buellton Union Elementary	Santa Barbara	Oak Valley Elementary	57/69138-00-003	11/01/21	\$ 1,300,038	\$ -	08/01/23
Vallejo City Unified	Solano	Highland Elementary	57/70581-00-021	11/02/21	\$ 1,406,709	\$ -	12/01/23
Vallejo City Unified	Solano	Vallejo High	57/70581-00-022	11/02/21	\$ 7,334,265	\$ -	12/01/23
Compton Unified	Los Angeles	Compton High	57/73437-01-044	11/09/21	\$ 11,859,646	\$ -	12/01/23
Thermalito Union Elementary	Butte	Poplar Avenue Elementary	57/61549-00-007	11/15/21	\$ 2,145,740	\$ -	12/01/23
Los Angeles Unified	Los Angeles	Theodore Roosevelt Senior High	57/64733-05-019	11/15/21	\$ 26,510,715	\$ -	12/01/23
San Bernardino City Unified	San Bernardino	Rio Vista Elementary	57/67876-00-117	11/15/21	\$ 1,706,152	\$ -	12/01/23
San Bernardino City Unified	San Bernardino	Barton Elementary	57/67876-00-118	11/15/21	\$ 1,969,764	\$ -	12/01/23
San Bernardino City Unified	San Bernardino	Cole Elementary	57/67876-00-119	11/15/21	\$ 312,681	\$ -	12/01/23
San Juan Unified	Sacramento	Arden Middle	57/67447-00-072	11/17/21	\$ 5,618,883	\$ -	12/01/23
Surprise Valley Joint Unified	Modoc	Surprise Valley High	57/65896-00-002	11/24/21	\$ 92,981	\$ 61,987	12/01/23
Pittsburg Unified	Contra Costa	Willow Cove Elementary	57/61788-00-012	12/07/21	\$ 3,407,170	\$ -	12/01/23
San Diego Unified	San Diego	Linda Vista Elementary	57/68338-00-269	12/08/21	\$ 2,023,418	\$ -	12/01/23
San Diego Unified	San Diego	La Jolla Elementary	57/68338-00-270	12/09/21	\$ 2,506,714	\$ -	12/01/23
San Diego Unified	San Diego	Clairemont Canyons Academy	57/68338-00-271	12/09/21	\$ 1,588,882	\$ -	12/01/23
San Diego Unified	San Diego	Spreckels Elementary	57/68338-00-272	12/10/21	\$ 3,371,438	\$ -	12/01/23

SFP APPLICATIONS  
 Modernization School Facilities Program  
 - Workload as of September 30, 2024 -

District	County	Site Name	Application Number	OPSC Date Received	Estimated State Grant (a)**	Financial Hardship (b)	Notification Occurred**
Glendale Unified	Los Angeles	Benjamin Franklin Elementary	57/64568-00-050	12/17/21	\$ 2,693,602	\$ -	12/01/23
San Juan Unified	Sacramento	Greer Elementary	57/67447-00-073	12/17/21	\$ 2,122,725	\$ -	12/01/23
San Juan Unified	Sacramento	Sylvan Middle	57/67447-00-074	12/17/21	\$ 3,421,146	\$ -	12/01/23
Hermosa Beach City Elementary	Los Angeles	Hermosa Valley Elementary	57/64600-00-011	12/20/21	\$ 1,407,337	\$ -	01/02/24
Long Beach Unified	Los Angeles	Fremont Elementary	57/64725-00-048	12/20/21	\$ 3,811,046	\$ -	01/02/24
Stockton Unified	San Joaquin	Montezuma Elementary	57/68676-00-043	12/20/21	\$ 3,941,683	\$ -	01/02/24
Snowline Joint Unified	San Bernardino	Serrano High	57/73957-00-002	12/20/21	\$ 26,786,772	\$ -	01/02/24
Los Angeles Unified	Los Angeles	Pio Pico Middle	57/64733-00-737	12/23/21	\$ 3,881,973	\$ -	01/02/24
Los Angeles Unified	Los Angeles	Los Angeles Polytechnic High	57/64733-38-024	12/23/21	\$ 18,394,736	\$ -	01/02/24
Hanford Joint Union High	Kings	Hanford West High	57/63925-00-006	01/03/22	\$ 6,324,560	\$ -	01/02/24
Hanford Joint Union High	Kings	Hanford High	57/63925-00-007	01/03/22	\$ 9,031,588	\$ -	01/02/24
Cloverdale Unified	Sonoma	Jefferson Elementary	57/70656-00-004	01/03/22	\$ 226,175	\$ 150,783	01/02/24
San Juan Unified	Sacramento	Dyer-Kelly Elementary	57/67447-00-075	01/04/22	\$ 2,639,171	\$ -	01/02/24
South Pasadena Unified	Los Angeles	Arroyo Vista Elementary	57/65029-00-007	01/06/22	\$ 2,037,319	\$ -	01/02/24
South Pasadena Unified	Los Angeles	Monterey Hills Elementary	57/65029-00-008	01/06/22	\$ 2,764,964	\$ -	01/02/24
South Pasadena Unified	Los Angeles	Marengo Elementary	57/65029-00-009	01/06/22	\$ 1,300,812	\$ -	01/02/24
Santa Monica-Malibu Unified	Los Angeles	Santa Monica High	57/64980-00-024	01/07/22	\$ 2,263,976	\$ -	01/02/24
Lodi Unified	San Joaquin	Lodi High	57/68585-00-020	01/07/22	\$ 12,701,506	\$ -	01/02/24
Santa Monica-Malibu Unified	Los Angeles	Malibu Elementary	57/64980-00-025	01/10/22	\$ 211,730	\$ -	01/02/24
Santa Monica-Malibu Unified	Los Angeles	Roosevelt Elementary	57/64980-00-026	01/10/22	\$ 253,045	\$ -	01/02/24
San Juan Unified	Sacramento	Del Campo High	57/67447-00-076	01/11/22	\$ 1,718,782	\$ -	01/02/24
Vacaville Unified	Solano	Willis Jepson Middle	57/70573-00-018	01/12/22	\$ 2,510,040	\$ -	01/02/24
Lucia Mar Unified	San Luis Obispo	Dana Elementary	57/68759-00-020	01/13/22	\$ 1,545,027	\$ -	01/02/24
San Francisco Unified	San Francisco	Marina Middle	57/68478-00-067	01/14/22	\$ 5,087,190	\$ -	01/02/24
Visalia Unified	Tulare	Green Acres Middle	57/72256-00-034	01/18/22	\$ 5,041,833	\$ -	01/02/24
Mendocino Unified	Mendocino	Mendocino High	57/65581-00-007	01/19/22	\$ 1,822,028	\$ -	01/02/24
Oakland Unified	Alameda	Fremont High	57/61259-00-072	01/20/22	\$ 13,081,284	\$ -	01/02/24
Fremont Union High	Santa Clara	Cupertino High	57/69468-00-017	01/25/22	\$ 2,883,779	\$ -	01/02/24
Fremont Union High	Santa Clara	Fremont High	57/69468-00-018	01/25/22	\$ 1,831,159	\$ -	01/02/24
Fremont Union High	Santa Clara	Monta Vista High	57/69468-00-019	01/25/22	\$ 824,211	\$ -	01/02/24
Lucia Mar Unified	San Luis Obispo	Branch Elementary	57/68759-00-021	01/26/22	\$ 1,198,935	\$ -	01/02/24
Lucia Mar Unified	San Luis Obispo	Shell Beach Elementary	57/68759-00-022	01/26/22	\$ 1,267,161	\$ -	01/02/24
Shiloh Elementary	Stanislaus	Shiloh Elementary	57/71274-00-002	01/26/22	\$ 692,087	\$ -	01/02/24
San Ramon Valley Unified	Contra Costa	San Ramon Valley High	57/61804-00-046	01/31/22	\$ 13,278,135	\$ -	01/02/24
Palm Springs Unified	Riverside	Palm Springs High	57/67173-00-013	02/01/22	\$ 20,529,661	\$ -	02/01/24
Santa Monica-Malibu Unified	Los Angeles	Will Rogers Elementary	57/64980-00-027	02/02/22	\$ 274,399	\$ -	02/01/24
Santa Monica-Malibu Unified	Los Angeles	John Adams Middle	57/64980-00-028	02/02/22	\$ 685,570	\$ -	02/01/24
Redlands Unified	San Bernardino	Lugonia Elementary	57/67843-00-017	02/02/22	\$ 402,314	\$ -	02/01/24
Redlands Unified	San Bernardino	Cope Middle	57/67843-00-018	02/02/22	\$ 1,076,784	\$ -	02/01/24
Redlands Unified	San Bernardino	Crafton Elementary	57/67843-00-019	02/02/22	\$ 508,135	\$ -	02/01/24
Redlands Unified	San Bernardino	Mentone Elementary	57/67843-00-020	02/02/22	\$ 1,361,431	\$ -	02/01/24
Pomona Unified	Los Angeles	Arroyo Elementary	57/64907-00-043	02/03/22	\$ 1,999,555	\$ -	02/01/24
Pacifica	San Mateo	Ocean Shore Elementary	57/68932-00-010	02/03/22	\$ 936,186	\$ -	02/01/24
Long Beach Unified	Los Angeles	Helen Keller Middle	57/64725-00-049	02/04/22	\$ 2,222,143	\$ -	02/01/24
Pomona Unified	Los Angeles	Ganesh High	57/64907-00-044	02/08/22	\$ 1,011,959	\$ -	02/01/24
Pomona Unified	Los Angeles	Garey High	57/64907-00-045	02/08/22	\$ 4,246,063	\$ -	02/01/24
Pomona Unified	Los Angeles	Alcott Elementary	57/64907-00-046	02/10/22	\$ 976,486	\$ -	02/01/24
Los Angeles Unified	Los Angeles	Venice Senior High	58/64733-00-005*	02/16/23	\$ 1,059,058	\$ -	

SFP APPLICATIONS  
 Modernization School Facilities Program  
 - Workload as of September 30, 2024 -

District	County	Site Name	Application Number	OPSC Date Received	Estimated State Grant (a)***	Financial Hardship (b)	Notification Occurred**
Los Angeles Unified	Los Angeles	Crenshaw Senior High	58/64733-00-006*	03/23/23	\$ 894,491	\$ -	
Lodi Unified	San Joaquin	Lodi High	58/68585-00-003	07/11/24	\$ 1,758,520	\$ -	
Cascade Union Elementary	Shasta	Meadow Lane Elementary	58/69914-00-001	07/26/24	\$ 750,241	\$ -	
Mammoth Unified	Mono	Mammoth High	58/73692-00-001	07/29/24	\$ 319,022	\$ -	
Junction Elementary	Siskiyou	Junction Elementary	58/70367-00-001	08/07/24	\$ 325,189	\$ 216,793	
					<b>\$ 374,417,225</b>	<b>\$ 1,213,117</b>	
					<b>Total</b>	<b>\$ 375,630,343</b>	

<b>MODERNIZATION FUNDING SUBTOTALS</b>	<b>\$ 369,310,704</b>	<b>\$ 996,324</b>
<b>MODERNIZATION FACILITY HARDSHIP - NON SEISMIC</b>	<b>\$ 3,152,972</b>	<b>\$ 216,793</b>
<b>TOTAL MODERNIZATION FUNDING</b>		<b>\$ 373,676,794</b>
<b>MODERNIZATION FACILITY HARDSHIP - SEISMIC</b>	<b>\$ 1,953,549</b>	<b>\$ -</b>

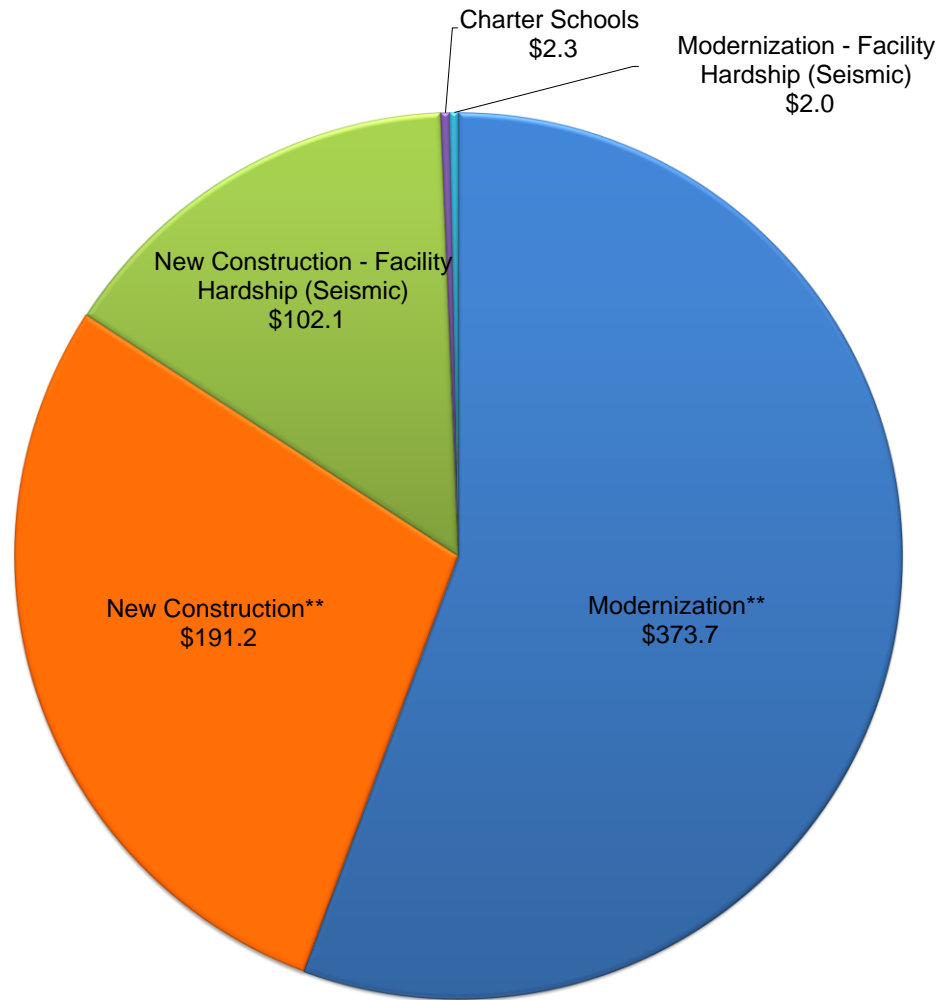
(a) Represents estimated 60% state share of project including excessive cost grants. Sesimic Mitigation Program projects represents the estimated 50% state share of project. Amounts shown have not been reviewed by OPSC for compliance with all School Facility Program requirements.

(b) Represents estimated financial hardship. Amounts shown have not been reviewed by OPSC for compliance with all School Facility Program requirements.

\*Facility Hardship project requesting Seismic Mitigation Program funding.

\*\*School districts have been notified that the Office of Public School Construction will begin processing the district's application in the near future.

**School Facility Program Applications within Bond Authority\***  
**- in millions of dollars, as of September 30, 2024-**



\*The projects on this report only represents completed applications that are awaiting Office of Public School Construction (OPSC) processing and scheduling to the State Allocation Board. It does not reflect the OPSC's complete workload or guarantee the project is within available bond authority.

\*\* Includes Facility Hardship Non-Seismic applications.

This list includes future workload that is identified as:

- Pending reflects workload that has been processed by OPSC but awaiting further information/documentation from the district.
- Reviewing reflects currently being processed by OPSC.

## **INFORMATION ITEM**

### **SCHOOL FACILITY PROGRAM APPLICATIONS RECEIVED BEYOND BOND AUTHORITY LIST (as of September 30, 2024)**

The applications on this list represent School Facility Program (SFP) New Construction and Modernization projects in date order received that were received on or after February 11, 2022 through September 30, 2024. These applications have been received, but not reviewed, by the Office of Public School Construction (OPSC). This list is presented to the State Allocation Board for acknowledgement, but not approval pursuant to SFP Regulation Section 1859.95.1.

Published monthly in the SAB Agenda.

This report is also on the [OPSC Website](http://www.dgs.ca.gov/opsc) at:  
[www.dgs.ca.gov/opsc](http://www.dgs.ca.gov/opsc)

SFP APPLICATIONS

New Construction Acknowledged Applications Received Past Existing Authority as of September 30, 2024

District	County	Site Name	Application Number	50-04 Date Received	Estimated State Grant (a)	Estimated Financial Hardship (b)
Pleasanton Unified	Alameda	Lydiksen Elementary	50/75101-00-012	02/15/22	\$ 1,368,404	\$ -
Butteville Union Elementary	Siskiyou	Butteville Elementary	50/70201-00-003	02/22/22	\$ 3,142,834	\$ -
Natomas Unified	Sacramento	Northpointe Elementary	50/75283-00-028	03/11/22	\$ 13,437,152	\$ -
Corona-Norco Unified	Riverside	George Washington Elementary	50/67033-00-049	03/15/22	\$ 1,916,904	\$ -
Riverside Unified	Riverside	Fremont Elementary	50/67215-00-043	03/25/22	\$ 3,768,997	\$ -
Clovis Unified	Fresno	Dry Creek Elementary	50/62117-00-030	04/04/22	\$ 2,573,050	\$ -
Irvine Unified	Orange	Oak Creek Elementary	50/73650-00-052	04/04/22	\$ 469,128	\$ -
Marysville Joint Unified	Yuba	Arboga Elementary	50/72736-00-034	04/07/22	\$ 5,348,981	\$ -
Standard Elementary	Kern	Highland Elementary	50/63792-00-004	04/27/22	\$ 3,036,485	\$ -
Standard Elementary	Kern	Wingland Elementary	50/63792-00-005	04/27/22	\$ 2,064,789	\$ -
Elk Grove Unified	Sacramento	Miwok Village	50/67314-00-052	05/04/22	\$ 18,870,984	\$ -
Etiwanda Elementary	San Bernardino	Grapeland Elementary	50/67702-00-019	05/06/22	\$ 2,977,000	\$ -
McFarland Unified	Kern	McFarland High School Early College	50/73908-00-012	05/10/22	\$ 2,291,506	\$ -
Robla Elementary	Sacramento	Bell Avenue Elementary	50/67421-00-004	05/13/22	\$ 3,708,068	\$ -
Pittsburg Unified	Contra Costa	Los Medanos Elementary	50/61788-00-012	05/16/22	\$ 1,793,322	\$ -
Corcoran Joint Unified	Kings	Corcoran High	50/63891-00-003	05/25/22	\$ 3,569,653	\$ -
Fresno Unified	Fresno	Juan Felipe Herrera Elementary	50/62166-00-033	05/26/22	\$ 16,479,378	\$ -
Edison Elementary	Kern	Orangewood Elementary	50/63438-00-003	06/09/22	\$ 877,380	\$ 877,380
Manteca Unified	San Joaquin	French Camp Elementary	50/68593-00-028	06/13/22	\$ 819,738	\$ -
Paradise Unified	Butte	Paradise Senior High	50/61531-00-003	06/14/22	\$ 6,147,080	\$ -
San Bernardino City Unified	San Bernardino	Paakuma K-8	50/67876-00-087	06/14/22	\$ 2,871,307	\$ -
Center Joint Unified	Sacramento	Rex Fortune Elementary	50/73973-00-004	06/17/22	\$ 13,713,610	\$ -
Firebaugh-Las Deltas Unified	Fresno	Arthur E. Mills Intermediate	50/73809-00-006	06/22/22	\$ 1,256,925	\$ -
Hilmar Unified	Merced	Hilmar Elementary	50/65698-00-006	06/29/22	\$ 10,834,354	\$ -
Beaumont Unified	Riverside	Beaumont Senior High	50/66993-00-023	06/29/22	\$ 10,420,773	\$ -
Patterson Joint Unified	Stanislaus	Patterson High	50/71217-00-012	06/29/22	\$ 7,500,512	\$ -
Plumas Lake Elementary	Yuba	Rio Del Oro Elementary	50/72744-00-004	07/20/22	\$ 962,762	\$ -
Plumas Lake Elementary	Yuba	Cobblestone Elementary	50/72744-00-005	07/20/22	\$ 864,934	\$ -
Santa Clara Unified	Santa Clara	Kathleen MacDonald High	50/69674-00-003	07/21/22	\$ 73,905,753	\$ -
Patterson Joint Unified	Stanislaus	Apricot Valley Elementary	50/71217-00-013	07/22/22	\$ 1,826,140	\$ -
Patterson Joint Unified	Stanislaus	Las Palmas Elementary	50/71217-00-014	07/22/22	\$ 2,134,604	\$ -
Sundale Union Elementary	Tulare	Sundale Elementary	50/72173-00-007	07/22/22	\$ 4,522,384	\$ 4,522,384
Jurupa Unified	Riverside	Del Sol Academy	50/67090-00-019	07/26/22	\$ 2,615,669	\$ -
Greenfield Union	Kern	Crescent Elementary	50/63503-00-014	07/27/22	\$ 16,697,641	\$ 16,697,641
Banta Elementary	San Joaquin	EPIC Academy	50/68486-00-005	07/29/22	\$ 23,721,425	\$ -
Lodi Unified	San Joaquin	Clyde W. Needham Elementary	50/68585-00-031	07/31/22	\$ 5,871,784	\$ -
San Benito High	San Benito	San Benito High	50/67538-00-004	08/09/22	\$ 929,349	\$ -
Del Mar Union Elementary	San Diego	Pacific Sky Elementary	50/68056-00-005	08/09/22	\$ 29,146,296	\$ -
Milpitas Unified	Santa Clara	Mabel Mattos Elementary	50/73387-00-002	08/09/22	\$ 9,037,821	\$ -
Imperial County Office of Education	Imperial	Imperial Valley Center	50/10132-03-009	08/11/22	\$ 889,058	\$ -
Fresno Unified	Fresno	Ewing Elementary	50/62166-00-034	08/12/22	\$ 2,576,321	\$ -
Los Alamitos Unified	Orange	Los Alamitos High	50/73924-00-007	08/12/22	\$ 1,573,276	\$ -
Sanger Unified	Fresno	Lincoln Elementary	50/62414-00-032	08/15/22	\$ 1,107,227	\$ -



SFP APPLICATIONS

New Construction Acknowledged Applications Received Past Existing Authority as of September 30, 2024

District	County	Site Name	Application Number	50-04 Date Received	Estimated State Grant (a)	Estimated Financial Hardship (b)
Sanger Unified	Fresno	Lone Star Elementary	50/62414-00-033	08/15/22	\$ 1,160,842	\$ -
Sanger Unified	Fresno	Centerville Elementary	50/62414-00-034	08/15/22	\$ 1,499,177	\$ -
Tulare City	Tulare	Mulcahy Middle	50/72231-00-007	08/15/22	\$ 2,176,943	\$ -
Fremont Unified	Alameda	Centerville Junior High	50/61176-07-001	08/16/22	\$ 11,130,087	\$ -
Fremont Unified	Alameda	William Hopkins Junior High	50/61176-07-002	08/16/22	\$ 7,048,216	\$ -
Vacaville Unified	Los Angeles	Buckingham Collegiate Charter Academy	50/70573-00-003	08/16/22	\$ 4,713,697	\$ -
Sanger Unified	Fresno	Sanger Educational Complex	50/62414-00-035	08/17/22	\$ 27,665,415	\$ -
Greenfield Union	Kern	Crescent Elementary	50/63503-00-018	08/17/22	\$ 5,124,000	\$ -
Hayward Unified	Alameda	Winton Middle	50/61192-00-001	08/26/22	\$ 687,147	\$ -
Porterville Unified	Tulare	West Putnam Elementary	50/75523-00-012	09/23/22	\$ 7,808,353	\$ -
Pleasanton Unified	Alameda	Thomas S. Hart Middle	50/75101-00-013	10/03/22	\$ 2,974,786	\$ -
Liberty Union High	Contra Costa	Liberty High	50/61721-00-010	11/16/22	\$ 5,887,612	\$ -
Lamont Elementary	Kern	Myrtle Avenue Elementary	50/63560-00-002	11/21/22	\$ 4,358,375	\$ -
Lamont Elementary	Kern	Lamont Elementary	50/63560-00-003	11/21/22	\$ 1,009,250	\$ -
Lamont Elementary	Kern	Alicante Avenue Elementary	50/63560-00-004	11/21/22	\$ 2,125,625	\$ -
San Bernardino City Unified	San Bernardino	Indian Springs High	50/67876-00-088	12/01/22	\$ 540,567	\$ -
Jefferson Elementary	San Joaquin	Coral Hollow Elementary	50/68544-00-006	12/09/22	\$ 22,212,742	\$ -
Lammersville Joint Unified	San Joaquin	Evelyn Costa Elementary	50/76760-00-010	12/09/22	\$ 16,172,546	\$ -
San Juan Unified	Sacramento	Earl Legette Elementary	50/67447-00-003	01/09/23	\$ 4,050,597	\$ -
Brentwood Union Elementary	Contra Costa	William B. Bristow Middle	50/61655-00-014	01/26/23	\$ 10,030,671	\$ -
Hemet Unified	Riverside	Little Lake Elementary	50/67082-00-018	01/27/23	\$ 1,898,820	\$ -
San Juan Unified	Sacramento	Starr King K-8	50/67447-00-004	02/08/23	\$ 2,458,433	\$ -
Dublin Unified	Alameda	Emerald High	50/75093-00-015	02/09/23	\$ 59,893,861	\$ -
Templeton Unified	San Luis Obispo	Templeton Middle	50/68841-00-003	02/10/23	\$ 342,643	\$ -
Menifee Union Elementary	Riverside	Chester W. Morrison Elementary	50/67116-00-019	02/15/23	\$ 2,055,701	\$ -
Menifee Union Elementary	Riverside	Evans Ranch Elementary	50/67116-00-020	02/15/23	\$ 3,200,446	\$ -
Menifee Union Elementary	Riverside	Harvest Hill STEAM Academy	50/67116-00-021	02/15/23	\$ 2,802,167	\$ -
Menifee Union Elementary	Riverside	Southshore Elementary	50/67116-00-022	02/15/23	\$ 3,020,750	\$ -
Menifee Union Elementary	Riverside	Taawila Elementary	50/67116-00-023	02/15/23	\$ 2,041,333	\$ -
Ventura County Office of Education	Ventura	Gateway Community	50/10561-00-004	02/21/23	\$ 9,970,488	\$ -
San Benito High	San Benito	Hollister High	50/67538-00-005	02/24/23	\$ 5,382,725	\$ -
Martinez Unified	Contra Costa	John Swett Elementary	50/61739-00-006	02/27/23	\$ 11,343,679	\$ -
San Marcos Unified	San Diego	Double Peak	50/73791-00-022	02/27/23	\$ 2,294,128	\$ -
Kerman Unified	Fresno	New Elementary	50/73999-00-010	03/06/23	\$ 20,195,769	\$ -
Riverside Unified	Riverside	Longfellow Elementary	50/67215-00-044	03/13/23	\$ 6,185,370	\$ -
Walnut Valley Unified	Los Angeles	Walnut Elementary	50/73460-00-014	04/05/23	\$ 2,097,761	\$ -
El Segundo Unified	Los Angeles	El Segundo Middle	50/64535-00-001	04/14/23	\$ 11,957,476	\$ -
Capistrano Unified	Orange	Rienda Elementary	50/66464-00-026	04/18/23	\$ 58,390,961	\$ -
Modesto City Elementary	Stanislaus	Tuolumne Elementary	50/71167-00-001	04/18/23	\$ 1,414,214	\$ -
Santa Maria Joint Union High	Santa Barbara	Santa Maria High	50/69310-00-009	04/24/23	\$ 20,800,489	\$ -
Encinitas Union Elementary	San Diego	Flora Vista Elementary	50/68080-00-002	04/28/23	\$ 1,174,480	\$ -
Jurupa Unified	Riverside	Troth Street Elementary	50/67090-00-020	05/03/23	\$ 7,241,504	\$ -
Twin Rivers Unified	Sacramento	Northlake Elementary	50/76505-04-001	05/10/23	\$ 32,389,035	\$ -

SFP APPLICATIONS

New Construction Acknowledged Applications Received Past Existing Authority as of September 30, 2024

District	County	Site Name	Application Number	50-04 Date Received	Estimated State Grant (a)	Estimated Financial Hardship (b)
Walnut Valley Unified	Los Angeles	Walnut High	50/73460-00-015	05/12/23	\$ 432,054	\$ -
Buellton Union Elementary	Santa Barbara	Oak Valley Elementary	50/69138-00-003	05/17/23	\$ 1,018,185	\$ -
Patterson Joint Unified	Stanislaus	Patterson High	50/71217-00-015	06/12/23	\$ 4,181,436	\$ -
Hemet Unified	Riverside	Ramona Elementary	50/67082-00-019	06/23/23	\$ 5,758,822	\$ -
Sanger Unified	Fresno	Centerville Elementary	50/62414-00-036	07/18/23	\$ 842,358	\$ -
Oxnard Union High	Ventura	Del Sol High	50/72546-00-002	07/20/23	\$ 73,674,294	\$ -
Sanger Unified	Fresno	Lone Star Elementary	50/62414-00-037	08/04/23	\$ 1,282,290	\$ -
Sanger Unified	Fresno	Lincoln Elementary	50/62414-00-038	08/04/23	\$ 2,047,844	\$ -
Sanger Unified	Fresno	John S. Wash Elementary	50/62414-00-039	08/04/23	\$ 2,406,642	\$ -
Coachella Valley Unified	Riverside	Northshore Elementary	50/73676-00-001	08/04/23	\$ 19,738,249	\$ -
Willows Unified	Glenn	Willows Intermediate	50/62661-00-002	08/08/23	\$ 2,052,131	\$ -
Moreno Valley Unified	Riverside	Moreno Elementary	50/67124-00-005	08/08/23	\$ 19,589,457	\$ -
Palo Alto Unified	Santa Clara	Ellen Fletcher Middle	50/69641-00-004	08/08/23	\$ 1,286,786	\$ -
Palo Alto Unified	Santa Clara	Palo Verde Elementary	50/69641-00-005	08/08/23	\$ 1,364,097	\$ -
Lake Elsinore Unified	Riverside	Railroad Canyon Elementary	50/75176-00-023	08/08/23	\$ 3,068,859	\$ -
Menifee Union Elementary	Riverside	Kathryn Newport Middle	50/67116-00-024	08/09/23	\$ 28,620,323	\$ -
Romoland Elementary	Riverside	Harvest Valley Elementary	50/67231-00-004	08/09/23	\$ 1,343,997	\$ -
Atwater Elementary	Merced	Juniper Elementary	50/65631-00-006	08/10/23	\$ 13,768,328	\$ -
Hemet Unified	Riverside	Harmony Elementary	50/67082-00-020	08/11/23	\$ 1,615,252	\$ -
Hemet Unified	Riverside	McSweeny Elementary	50/67082-00-021	08/11/23	\$ 1,795,969	\$ -
Temecula Valley Unified	Riverside	Summit Academy	50/75192-00-041	08/11/23	\$ 9,178,694	\$ -
Rio Bravo-Greeley Union Elementary	Kern	Rio Bravo Elementary	50/73544-00-004	08/22/23	\$ 925,224	\$ -
Rio Bravo-Greeley Union Elementary	Kern	Rio Bravo-Greeley Elementary	50/73544-00-005	08/22/23	\$ 467,500	\$ -
Fowler Unified	Fresno	Fowler High	50/62158-00-003	08/31/23	\$ 2,500,103	\$ -
Greenfield Union Elementary	Monterey	Mary Chapa Academy	50/66035-00-004	09/20/23	\$ 2,086,451	\$ 2,086,451
Central Unified	Fresno	Shields and Brawley Elementary	50/73965-00-020	11/15/23	\$ 14,198,608	\$ -
Fallbrook Union High	San Diego	Fallbrook High	50/68122-00-001	11/27/23	\$ 3,319,592	\$ -
Sulphur Springs Union	Los Angeles	Pinetree Community Elementary	50/65045-00-012	12/07/23	\$ 5,716,003	\$ -
Millville Elementary	Shasta	Millville Elementary	50/70052-00-003	12/08/23	\$ 728,813	\$ 728,813
Alhambra Unified	Los Angeles	Garfield Elementary	50/75713-00-015	12/12/23	\$ 7,232,733	\$ -
Tehama County Department of Education	Tehama	Gerber Elementary	50/10520-00-004	12/15/23	\$ 404,199	\$ 404,199
Roseville City Elementary	Placer	Creekview Elementary	50/66910-00-017	12/22/23	\$ 16,921,411	\$ -
Irvine Unified	Orange	Loma Ridge Elementary	50/73650-00-053	12/27/23	\$ 3,511,349	\$ -
Chowchilla Union High	Madera	Gateway High	50/65201-00-005	01/11/24	\$ 1,331,086	\$ -
Delphic Elementary	Siskiyou	Delphic Elementary	50/70227-00-001	01/16/24	\$ 41,556	\$ 41,556
Flornoy Union Elementary	Tehama	Flornoy Elementary	50/71530-00-002	01/22/24	\$ 28,769	\$ 28,769
San Jacinto Unified	Riverside	Rose Salgado Elementary	50/67249-00-018	01/24/24	\$ 17,206,174	\$ -
Riverside Unified	Riverside	John W. North High	50/67215-00-045	01/25/24	\$ 5,420,683	\$ -
Corona-Norco Unified	Riverside	Victress Bower School for Exceptional Students	50/67033-00-050	01/29/24	\$ 1,110,239	\$ -
Waterford Unified	Stanislaus	Waterford High	50/75572-00-002	02/05/24	\$ 1,340,990	\$ -
Desert Sands Unified	Riverside	James Earl Carter Elementary	50/67058-00-028	02/07/24	\$ 5,200,767	\$ -
Riverside Unified	Riverside	Riverside Adult	50/67215-00-046	02/08/24	\$ 3,595,042	\$ -
Manteca Unified	San Joaquin	New Haven Elementary	50/68593-00-029	02/13/24	\$ 5,077,397	\$ -

SFP APPLICATIONS

New Construction Acknowledged Applications Received Past Existing Authority as of September 30, 2024

District	County	Site Name	Application Number	50-04 Date Received	Estimated State Grant (a)	Estimated Financial Hardship (b)
Banta Unified	San Joaquin	River Islands High	50/77388-00-002	02/13/24	\$ 36,509,959	\$ -
Temecula Valley Unified	Riverside	Chaparral High	50/75192-01-002	03/12/24	\$ 1,962,378	\$ -
Manteca Unified	San Joaquin	East Union High	50/68593-00-030	03/13/24	\$ 21,312,177	\$ -
Ukiah Unified	Mendocino	Nokomis Elementary	50/65615-00-002	03/15/24	\$ 917,052	\$ -
Ukiah Unified	Mendocino	Yokayo Elementary	50/65615-00-003	03/15/24	\$ 1,814,322	\$ -
Folsom-Cordova Unified	Sacramento	Alder Creek Elementary	50/67330-21-013	04/01/24	\$ 13,148,399	\$ -
Ducor Union Elementary	Tulare	Ducor Union Elementary	50/71894-00-003	04/02/24	\$ 247,767	\$ 247,767
Riverside Unified	Riverside	Casa Blanca Elementary	50/67215-00-047	04/11/24	\$ 18,019,501	\$ -
Central Unified	Fresno	Justin Garza High	50/73965-00-021	04/12/24	\$ 3,555,465	\$ -
Semitropic Elementary	Kern	Semitropic Elementary	50/63768-00-002	04/15/24	\$ 90,067	\$ -
Gridley Unified	Butte	Gridley High	50/75507-00-001	04/16/24	\$ 1,258,308	\$ -
Durham Unified	Butte	Durham Intermediate	50/61432-00-001	04/17/24	\$ 1,917,569	\$ -
Tulare City	Tulare	Pleasant Elementary	50/72231-00-010	04/17/24	\$ 2,878,091	\$ -
Greenfield Union	Kern	Greenfield Middle	50/63503-00-019	04/26/24	\$ 10,595,394	\$ -
Lammersville Joint Unified	San Joaquin	Mountain House High	50/76760-00-011	05/06/24	\$ 10,333,993	\$ -
Pacific Elementary	Santa Cruz	Pacific Elementary	50/69781-00-001	05/10/24	\$ 991,010	\$ 991,010
Cutler-Orosi Joint Unified	Tulare	Orosi High	50/71860-00-007	05/13/24	\$ 2,780,938	\$ 2,780,938
Ukiah Unified	Mendocino	Oak Manor Elementary	50/65615-00-004	05/14/24	\$ 1,365,687	\$ -
Taft City	Kern	Jefferson Elementary	50/63800-00-001	05/17/24	\$ 2,872,170	\$ -
Pond Union Elementary	Kern	Pond Elementary	50/63719-00-002	05/23/24	\$ 752,723	\$ 752,723
Capistrano Unified	Orange	Esencia K-8	50/66464-00-027	05/30/24	\$ 2,830,802	\$ -
Brentwood Union Elementary	Contra Costa	Isaac Montanez Elementary (New Middle #4)	50/61655-00-012	06/07/24	\$ 24,314,465	\$ -
Fairfield-Suisun Unified	Solano	Mary Bird Early Childhood Education Center	50/70540-00-034	06/10/24	\$ 2,331,923	\$ -
Weaver Union	Merced	Pioneer Elementary	50/65862-00-003	07/22/24	\$ 106,152	\$ -
Weaver Union	Merced	Pioneer Elementary	50/65862-00-004	07/22/24	\$ 70,726	\$ -
Weaver Union	Merced	Pioneer Elementary	50/65862-00-005	07/22/24	\$ 70,726	\$ -
Weaver Union	Merced	Farmdale Elementary	50/65862-00-006	07/22/24	\$ 88,407	\$ -
Weaver Union	Merced	Farmdale Elementary	50/65862-00-007	07/22/24	\$ 88,407	\$ -
Weaver Union	Merced	Farmdale Elementary	50/65862-00-008	07/22/24	\$ 88,407	\$ -
Monterey Peninsula Unified	Monterey	George C. Marshall Elementary	50/66092-00-001	07/24/24	\$ 499,185	\$ -
Dublin Unified	Alameda	Emerald High	50/75093-00-016	07/30/24	\$ 28,700,534	\$ -
Corona-Norco Unified	Riverside	Highland Elementary	50/67033-00-051	07/31/24	\$ 3,200,202	\$ -
Hemet Unified	Riverside	Hemet Dual Language Academy	50/67082-00-022	08/01/24	\$ 1,923,761	\$ -
Jefferson Union High	San Mateo	Adult Education Division	50/68924-00-001	08/02/24	\$ 3,248,909	\$ -
Martinez Unified	Contra Costa	Morello Park Elementary	50/61739-00-007	08/03/24	\$ 1,954,676	\$ -
Hemet Unified	Riverside	Winchester Elementary	50/67082-00-023	08/05/24	\$ 3,846,204	\$ -
Paradise Unified	Butte	Cedarwood Elementary	50/61531-00-004	08/06/24	\$ 3,450,913	\$ -
Monterey Peninsula Unified	Monterey	Marina Vista Elementary	50/66092-00-002	08/06/24	\$ 925,406	\$ -
San Juan Unified	Sacramento	Arcade Fundamental Middle	50/67447-00-005	08/06/24	\$ 6,614,256	\$ -
Rocklin Unified	Placer	Quarry Trail Elementary	50/75085-00-017	08/06/24	\$ 2,273,020	\$ -
Hemet Unified	Riverside	Cawston Elementary	50/67082-00-024	08/07/24	\$ 2,039,396	\$ -
Hemet Unified	Riverside	Harmony Elementary	50/67082-00-025	08/07/24	\$ 2,039,396	\$ -
Hemet Unified	Riverside	McSweeny Elementary	50/67082-00-026	08/07/24	\$ 818,206	\$ -

SFP APPLICATIONS

New Construction Acknowledged Applications Received Past Existing Authority as of September 30, 2024

District	County	Site Name	Application Number	50-04 Date Received	Estimated State Grant (a)	Estimated Financial Hardship (b)
Menifee Union Elementary	Riverside	Sally Buselt Elementary	50/67116-00-025	08/07/24	\$ 13,892,798	\$ -
Menifee Union Elementary	Riverside	Ridgemoor Elementary	50/67116-00-026	08/07/24	\$ 3,172,731	\$ -
Palermo Union Elementary	Butte	Helen M. Wilcox Elementary	50/61523-00-003	08/08/24	\$ 905,770	\$ -
Live Oak Unified	Sutter	Live Oak Alternative	50/71399-00-003	08/08/24	\$ 2,791,449	\$ -
Live Oak Unified	Sutter	Luther Elementary	50/71399-00-004	08/08/24	\$ 3,140,368	\$ -
Franklin-McKinley Elementary	Santa Clara	Windmill Springs Elementary	50/69450-00-003	08/11/24	\$ 902,016	\$ -
Newport-Mesa Unified	Orange	Victoria Elementary	50/66597-00-020	08/14/24	\$ 1,781,472	\$ -
Newport-Mesa Unified	Orange	Eastbluff Elementary	50/66597-00-021	08/14/24	\$ 2,070,216	\$ -
Newport-Mesa Unified	Orange	Newport Heights Elementary	50/66597-00-022	08/14/24	\$ 1,328,765	\$ -
Newport-Mesa Unified	Orange	Killybrooke Elementary	50/66597-00-023	08/14/24	\$ 1,849,628	\$ -
Newport-Mesa Unified	Orange	California Elementary	50/66597-00-024	08/14/24	\$ 897,786	\$ -
Irvine Unified	Orange	Greentree Elementary	50/73650-00-054	08/15/24	\$ 794,381	\$ -
Irvine Unified	Orange	Santiago Hills Elementary	50/73650-00-055	08/15/24	\$ 876,324	\$ -
Clovis Unified	Fresno	Hirayama Elementary	50/62117-00-031	08/16/24	\$ 18,077,911	\$ -
Hemet Unified	Riverside	Whittier Elementary	50/67082-00-027	08/16/24	\$ 8,528,919	\$ -
Vallecitos Elementary	San Diego	Vallecitos Elementary	50/68437-00-001	08/23/24	\$ 166,790	\$ 166,790
Sanger Unified	Fresno	Sanger Educational Complex	50/62414-00-040	08/26/24	\$ 7,218,329	\$ -
Palermo Union Elementary	Butte	Golden Hills Elementary	50/61523-00-004	09/05/24	\$ 1,354,405	\$ -
Palermo Union Elementary	Butte	Palermo Middle	50/61523-00-005	09/05/24	\$ 1,435,036	\$ -
Mountain View-Los Altos Union High	Santa Clara	Los Altos High	50/69609-01-002	09/06/24	\$ 1,335,549	\$ -
Corona-Norco Unified	Riverside	Auburndale Intermediate	50/67033-00-052	09/12/24	\$ 905,437	\$ -
Banning Unified	Riverside	Florida Street Discovery Center	50/66985-00-007	09/13/24	\$ 2,802,039	\$ -
Anaheim Elementary	Orange	Edison (Thomas) Elementary	50/66423-00-012	09/19/24	\$ 2,049,399	\$ -
Willows Unified	Glenn	Murdock Elementary	50/62661-00-003	09/22/24	\$ 1,654,930	\$ -
Taft City	Kern	Parkview Elementary	50/63800-00-002	09/23/24	\$ 1,438,083	\$ -
Valley Home Joint Elementary	Stanislaus	Valley Home Elementary	50/71324-00-002	09/24/24	\$ 78,850	\$ 78,850
Valley Home Joint Elementary	Stanislaus	Valley Home Elementary	50/71324-00-003	09/24/24	\$ 247,867	\$ 247,867
					\$ 1,326,544,693	\$ 30,653,138
					<b>\$ 1,357,197,831</b>	

SFP APPLICATIONS

Modernization Acknowledged Applications Received Past Existing Authority as of September 30, 2024

District	County	Site Name	Application Number	50-04 Date Received	Estimated State Grant (a)	Estimated Financial Hardship (b)
Los Angeles Unified	Los Angeles	San Pedro Senior High	57/64733-20-023	02/11/22	\$ 21,899,618	\$ -
Paradise Unified	Butte	Pine Ridge Elementary	57/61531-00-008	02/14/22	\$ 1,269,481	\$ -
Paradise Unified	Butte	Paradise Intermediate	57/61531-00-009	02/14/22	\$ 1,382,107	\$ -
Los Angeles Unified	Los Angeles	McKinley Avenue Elementary	57/64733-00-738	02/15/22	\$ 4,349,403	\$ -
Pomona Unified	Los Angeles	Emerson Middle	57/64907-00-047	02/15/22	\$ 680,119	\$ -
Desert Sands Unified	Riverside	James Madison Elementary	57/67058-00-025	02/15/22	\$ 2,709,586	\$ -
Hesperia Unified	San Bernardino	Kingston Elementary	57/75044-00-003	02/15/22	\$ 810,533	\$ 540,355
Hesperia Unified	San Bernardino	Hesperia High	57/75044-00-004	02/15/22	\$ 2,355,588	\$ 1,570,392
Hesperia Unified	San Bernardino	Mesa Grande Elementary	57/75044-00-005	02/15/22	\$ 635,093	\$ 423,395
Hesperia Unified	San Bernardino	Juniper Elementary	57/75044-00-006	02/15/22	\$ 614,040	\$ 409,360
Hesperia Unified	San Bernardino	Hesperia Junior High	57/75044-00-007	02/15/22	\$ 1,168,650	\$ 779,100
Pleasanton Unified	Alameda	Lydiksen Elementary	57/75101-00-019	02/15/22	\$ 973,948	\$ -
Monterey Peninsula Unified	Monterey	Central Coast High	57/66092-00-041	02/17/22	\$ 1,149,664	\$ -
Anaheim Union High	Orange	Ball Junior High	57/66431-04-001	02/17/22	\$ 1,448,209	\$ -
San Rafael City Elementary	Marin	Bahia Vista Elementary	57/65458-00-017	02/22/22	\$ 880,472	\$ -
Val Verde Unified	Riverside	Rancho Verde High	57/75242-00-012	02/23/22	\$ 1,902,897	\$ -
Tipton Elementary	Tulare	Tipton Elementary	57/72215-00-002	02/24/22	\$ 5,614,678	\$ -
San Luis Coastal Unified	San Luis Obispo	C L Smith Elementary	57/68809-00-030	03/01/22	\$ 678,485	\$ -
San Luis Coastal Unified	San Luis Obispo	Morro Bay High	57/68809-00-031	03/01/22	\$ 885,342	\$ -
Los Angeles Unified	Los Angeles	Sixth Avenue Elementary	57/64733-00-739	03/02/22	\$ 3,138,562	\$ -
Los Angeles Unified	Los Angeles	Grover Cleveland Charter High	57/64733-41-008	03/02/22	\$ 24,548,061	\$ -
Redwood City Elementary	San Mateo	Roy Cloud Elementary	57/69005-00-017	03/03/22	\$ 3,943,536	\$ -
Morgan Hill Unified	Santa Clara	Jackson Academy of Music and Math (JAMM)	57/69583-00-016	03/03/22	\$ 3,815,943	\$ -
Santa Ana Unified	Orange	Raymond A. Villa Fundamental Intermediate	57/66670-00-066	03/04/22	\$ 9,953,855	\$ -
Desert Sands Unified	Riverside	Harry S. Truman Elementary	57/67058-00-026	03/10/22	\$ 4,124,664	\$ -
Chaffey Joint Union High	San Bernardino	Rancho Cucamonga High	57/67652-00-008	03/10/22	\$ 10,643,989	\$ -
Los Nietos	Los Angeles	Rancho Santa Gertrudes Elementary	57/64758-00-010	03/11/22	\$ 1,901,647	\$ -
Corona-Norco Unified	Riverside	George Washington Elementary	57/67033-00-024	03/15/22	\$ 3,081,248	\$ -
Pacifica	San Mateo	Ortega Elementary	57/68932-00-011	03/15/22	\$ 711,463	\$ -
Natomas Unified	Sacramento	Natomas High	57/75283-00-008	03/15/22	\$ 2,785,949	\$ -
Newport-Mesa Unified	Orange	Estancia High	57/66597-00-055	03/17/22	\$ 971,307	\$ -
Fresno Unified	Fresno	Jackson Elementary	57/62166-00-146	03/18/22	\$ 2,662,218	\$ -
Walnut Valley Unified	Los Angeles	Diamond Bar High	57/73460-00-015	03/25/22	\$ 12,510,472	\$ -
Anaheim Union High	Orange	Sycamore Junior High	57/66431-01-001	03/28/22	\$ 7,672,618	\$ -
Downey Unified	Los Angeles	Old River Elementary	57/64451-00-034	04/01/22	\$ 467,316	\$ -
Anaheim Union High	Orange	Magnolia High	57/66431-05-001	04/01/22	\$ 4,943,593	\$ -
Lowell Joint	Los Angeles	Meadow Green Elementary	57/64766-00-005	04/04/22	\$ 4,454,043	\$ -
Irvine Unified	Orange	Canyon View Elementary	57/73650-00-038	04/04/22	\$ 919,860	\$ -
Redding Elementary	Shasta	Bonny View Elementary	57/70110-00-010	04/06/22	\$ 1,689,660	\$ -
Marysville Joint Unified	Yuba	Arboga Elementary	57/72736-00-018	04/07/22	\$ 3,148,614	\$ -
Brawley Elementary	Imperial	Barbara Worth Junior High	57/63073-00-009	04/08/22	\$ 709,172	\$ 472,781
Brawley Elementary	Imperial	Miguel Hidalgo Elementary	57/63073-00-010	04/08/22	\$ 1,947,050	\$ 1,298,033
Brawley Elementary	Imperial	Phil D Swing Elementary	57/63073-00-011	04/08/22	\$ 128,779	\$ 85,853

SFP APPLICATIONS

Modernization Acknowledged Applications Received Past Existing Authority as of September 30, 2024

District	County	Site Name	Application Number	50-04 Date Received	Estimated State Grant (a)	Estimated Financial Hardship (b)
Brawley Elementary	Imperial	Myron D Witter Elementary	57/63073-00-012	04/08/22	\$ 387,465	\$ 258,310
Brawley Elementary	Imperial	J. W. Oakley Elementary	57/63073-00-013	04/08/22	\$ 885,734	\$ 590,489
Napa Valley Unified	Napa	McPherson Elementary	57/66266-00-033	04/08/22	\$ 991,174	\$ -
Napa Valley Unified	Napa	Browns Valley Elementary	57/66266-00-034	04/08/22	\$ 828,732	\$ -
Napa Valley Unified	Napa	Alta Heights Elementary	57/66266-00-035	04/08/22	\$ 1,211,201	\$ -
Konocti Unified	Lake	Lower Lake Elementary	57/64022-00-016	04/11/22	\$ 651,016	\$ -
Konocti Unified	Lake	Lower Lake High	57/64022-00-017	04/11/22	\$ 1,478,323	\$ -
Lucia Mar Unified	San Luis Obispo	Grover Heights Elementary	57/68759-00-023	04/11/22	\$ 2,512,552	\$ -
Fremont Unified	Alameda	G. M. Walters Middle	57/61176-00-056	04/12/22	\$ 2,067,993	\$ -
San Lorenzo Unified	Alameda	Lorenzo Manor Elementary	57/61309-00-019	04/12/22	\$ 725,024	\$ -
Natomas Unified	Sacramento	Natomas Pacific Pathways Prep Elementary	57/75283-00-009	04/13/22	\$ 1,371,220	\$ -
Anaheim Union High	Orange	Anaheim High	57/66431-01-002	04/14/22	\$ 976,302	\$ -
Anaheim Union High	Orange	Ball Junior High	57/66431-04-002	04/14/22	\$ 1,180,348	\$ -
South Pasadena Unified	Los Angeles	South Pasadena Middle	57/65029-00-010	04/19/22	\$ 1,380,396	\$ -
Chino Valley Unified	San Bernardino	Eagle Canyon Elementary	57/67678-00-036	04/25/22	\$ 3,570,964	\$ -
Del Norte County Unified	Del Norte	Del Norte High	57/61820-00-018	04/26/22	\$ 5,094,741	\$ -
Redwood City Elementary	San Mateo	Garfield Elementary	57/69005-00-018	04/26/22	\$ 2,259,978	\$ -
Redwood City Elementary	San Mateo	Hoover Elementary	57/69005-00-019	04/26/22	\$ 5,111,654	\$ -
Paradise Unified	Butte	Cedarwood Elementary	57/61531-00-010	04/27/22	\$ 1,362,022	\$ -
Los Angeles Unified	Los Angeles	North Hollywood Senior High	57/64733-22-015	04/27/22	\$ 37,353,240	\$ -
Pacifica	San Mateo	Valleamar Elementary	57/68932-00-012	04/29/22	\$ 623,940	\$ -
Pacifica	San Mateo	Sunset Ridge Elementary	57/68932-00-013	04/29/22	\$ 250,808	\$ -
Pacifica	San Mateo	Ingrid B. Lacy Middle	57/68932-00-014	04/29/22	\$ 342,573	\$ -
Castaic Union	Los Angeles	Live Oak Elementary	57/64345-00-001	05/02/22	\$ 3,406,493	\$ -
Pacifica	San Mateo	Cabrillo Elementary	57/68932-00-015	05/06/22	\$ 834,020	\$ -
Vallejo City Unified	Solano	Loma Vista Elementary	57/70581-00-023	05/06/22	\$ 366,250	\$ -
San Leandro Unified	Alameda	Roosevelt Elementary	57/61291-00-026	05/09/22	\$ 689,795	\$ -
Capistrano Unified	Orange	Tesoro High	57/66464-00-022	05/10/22	\$ 1,938,922	\$ -
Robla Elementary	Sacramento	Robla Elementary	57/67421-00-004	05/13/22	\$ 1,035,307	\$ -
Robla Elementary	Sacramento	Glenwood Elementary	57/67421-00-005	05/13/22	\$ 2,218,515	\$ -
Robla Elementary	Sacramento	Bell Avenue Elementary	57/67421-00-006	05/13/22	\$ 1,183,208	\$ -
Pittsburg Unified	Contra Costa	Los Medanos Elementary	57/61788-00-013	05/16/22	\$ 2,143,377	\$ -
San Bernardino City Unified	San Bernardino	Oehl Elementary	57/67876-00-120	05/16/22	\$ 628,688	\$ -
San Bernardino City Unified	San Bernardino	San Bernardino High	57/67876-00-121	05/16/22	\$ 5,335,031	\$ -
Napa Valley Unified	Napa	Shearer Elementary	57/66266-00-036	05/17/22	\$ 810,849	\$ -
San Juan Unified	Sacramento	Mira Loma High	57/67447-00-077	05/17/22	\$ 7,352,094	\$ -
Butteville Union Elementary	Siskiyou	Butteville Elementary	57/70201-00-003	05/17/22	\$ 2,404,047	\$ -
Santa Barbara Unified	Santa Barbara	Adams Elementary	57/76786-00-019	05/17/22	\$ 200,982	\$ -
Galt Joint Union Elementary	Sacramento	River Oaks Elementary	57/67348-00-005	05/26/22	\$ 1,503,956	\$ -
Oak Valley Union Elementary	Tulare	Oak Valley Elementary	57/72017-00-003	05/26/22	\$ 4,062,347	\$ -
Fallbrook Union High	San Diego	Fallbrook High	57/68122-00-002	06/07/22	\$ 8,496,541	\$ -
Desert Sands Unified	Riverside	James Earl Carter Elementary	57/67058-00-027	06/09/22	\$ 3,563,958	\$ -
Manteca Unified	San Joaquin	French Camp Elementary	57/68593-00-016	06/12/22	\$ 4,638,120	\$ -

SFP APPLICATIONS

Modernization Acknowledged Applications Received Past Existing Authority as of September 30, 2024

District	County	Site Name	Application Number	50-04 Date Received	Estimated State Grant (a)	Estimated Financial Hardship (b)
Napa Valley Unified	Napa	Vintage High	57/66266-00-037	06/13/22	\$ 915,716	\$ -
Napa Valley Unified	Napa	Napa High	57/66266-00-038	06/13/22	\$ 865,309	\$ -
Oxnard	Ventura	Emilie Ritche Elementary	57/72538-00-032	06/13/22	\$ 4,841,293	\$ -
Oxnard	Ventura	Christa McAuliffe Elementary	57/72538-00-033	06/13/22	\$ 5,265,275	\$ -
Napa Valley Unified	Napa	Bel Aire Park Elementary	57/66266-00-039	06/16/22	\$ 1,753,543	\$ -
Napa Valley Unified	Napa	Northwood Elementary	57/66266-00-040	06/16/22	\$ 1,336,277	\$ -
Napa Valley Unified	Napa	Napa Valley Language Academy	57/66266-00-041	06/16/22	\$ 807,786	\$ -
Napa Valley Unified	Napa	Donaldson Way Elementary	57/66266-00-042	06/16/22	\$ 1,439,884	\$ -
Washington Unified	Yolo	Westmore Oaks Elementary	57/72694-00-020	06/17/22	\$ 1,414,493	\$ -
San Ramon Valley Unified	Contra Costa	Monte Vista High	57/61804-00-050	06/21/22	\$ 2,013,096	\$ -
Long Beach Unified	Los Angeles	Twain Elementary	57/64725-00-050	06/21/22	\$ 7,379,385	\$ -
Firebaugh-Las Deltas Unified	Fresno	Hazel M. Bailey Primary	57/73809-00-007	06/22/22	\$ 2,665,139	\$ -
Long Beach Unified	Los Angeles	Holmes Elementary	57/64725-00-051	06/30/22	\$ 5,242,796	\$ -
Napa Valley Unified	Napa	Shearer Elementary	57/66266-00-043	07/06/22	\$ 825,985	\$ -
Fresno Unified	Fresno	McLane High	57/62166-00-147	07/07/22	\$ 1,973,319	\$ -
Fresno Unified	Fresno	Roosevelt High	57/62166-00-148	07/07/22	\$ 4,761,015	\$ -
Folsom-Cordova Unified	Sacramento	Natoma Station Elementary	57/67330-21-008	07/08/22	\$ 2,887,576	\$ -
Los Angeles Unified	Los Angeles	Elizabeth Learning Center	57/64733-00-740	07/08/22	\$ 23,153,513	\$ -
Anaheim Union High	Orange	Magnolia High	57/66431-05-002	07/15/22	\$ 1,175,602	\$ -
La Canada Unified	Los Angeles	Palm Crest Elementary	57/64659-00-009	07/18/22	\$ 1,690,836	\$ -
Temecula Valley Unified	Riverside	Vintage Hills Elementary	57/75192-00-020	07/18/22	\$ 4,976,650	\$ -
Pomona Unified	Los Angeles	Allison Elementary	57/64907-00-048	07/19/22	\$ 699,903	\$ -
Capistrano Unified	Orange	Tesoro High	57/66464-00-026	07/19/22	\$ 1,827,518	\$ -
Pomona Unified	Los Angeles	Harrison Elementary	57/64907-00-049	07/20/22	\$ 1,021,809	\$ -
Napa County Office of Education	Napa	Napa County Community	57/10280-00-001	07/26/22	\$ 1,522,528	\$ -
Los Angeles Unified	Los Angeles	Ninety-Second Street Elementary	57/64733-00-741	07/27/22	\$ 6,510,147	\$ -
San Juan Unified	Sacramento	San Juan High	57/67447-00-078	07/27/22	\$ 4,489,464	\$ -
Yuba County Office of Education	Yuba	Spring Valley School	57/10587-00-004	07/28/22	\$ 421,270	\$ 280,847
Waterford Unified	Stanislaus	Waterford Junior High	57/75572-00-005	07/28/22	\$ 1,964,525	\$ -
Waterford Unified	Stanislaus	Richard M. Moon Primary	57/75572-00-006	07/28/22	\$ 3,469,242	\$ 2,312,828
Greenfield Union	Kern	Fairview Elementary	57/63503-00-011	07/29/22	\$ 4,546,409	\$ 3,030,939
Mountain View Whisman	Santa Clara	Amy Imai Elementary	57/69591-00-006	08/01/22	\$ 1,933,212	\$ -
Mountain View Whisman	Santa Clara	Edith Landels Elementary	57/69591-00-007	08/01/22	\$ 2,042,065	\$ -
Mountain View Whisman	Santa Clara	Isaac Newton Graham Middle	57/69591-00-008	08/01/22	\$ 3,546,225	\$ -
Mountain View Whisman	Santa Clara	Benjamin Bubb Elementary	57/69591-00-009	08/01/22	\$ 2,494,672	\$ -
Mountain View-Los Altos Union High	Santa Clara	Mountain View High	57/69609-00-007	08/03/22	\$ 1,952,607	\$ -
Hanford Elementary	Kings	Lee Richmond Elementary	57/63917-00-011	08/05/22	\$ 620,015	\$ -
Hanford Elementary	Kings	Roosevelt Elementary	57/63917-00-012	08/05/22	\$ 1,227,752	\$ -
San Benito High	San Benito	San Benito High	57/67538-00-007	08/09/22	\$ 1,489,873	\$ -
San Benito High	San Benito	San Benito High	57/67538-00-008	08/09/22	\$ 6,029,189	\$ -
San Benito High	San Benito	San Benito High	57/67538-00-009	08/10/22	\$ 1,148,465	\$ -
Waukena Joint Union Elementary	Tulare	Waukena Joint Union Elementary	57/72264-00-001	08/10/22	\$ 2,496,045	\$ -
Lammersville Joint Unified	San Joaquin	Lammersville Elementary	57/76760-00-002	08/10/22	\$ 2,363,198	\$ -

SFP APPLICATIONS

Modernization Acknowledged Applications Received Past Existing Authority as of September 30, 2024

District	County	Site Name	Application Number	50-04 Date Received	Estimated State Grant (a)	Estimated Financial Hardship (b)
Imperial County Office of Education	Imperial	Imperial Valley Center	57/10132-00-002	08/11/22	\$ 4,543,368	\$ -
Pomona Unified	Los Angeles	Golden Springs Elementary	57/64907-00-050	08/11/22	\$ 973,417	\$ -
Santa Barbara Unified	Santa Barbara	Harding University Partnership	57/76786-00-020	08/11/22	\$ 1,721,568	\$ -
Anaheim Union High	Orange	Anaheim High	57/66431-01-003	08/15/22	\$ 937,125	\$ -
Yuba County Office of Education	Yuba	Agnes Weber Meade (Sdl)	57/10587-00-001	08/16/22	\$ 1,065,828	\$ -
Vacaville Unified	Los Angeles	Buckingham Collegiate Charter Academy	57/70573-00-019	08/16/22	\$ 3,058,512	\$ -
Alhambra Unified	Los Angeles	Marguerita Elementary	57/75713-00-030	08/16/22	\$ 4,081,175	\$ -
Alhambra Unified	Los Angeles	Monterey Highlands Elementary	57/75713-00-031	08/16/22	\$ 3,341,620	\$ -
Alhambra Unified	Los Angeles	Brightwood Elementary	57/75713-00-032	08/16/22	\$ 4,689,655	\$ -
Alhambra Unified	Los Angeles	Emery Park Elementary	57/75713-00-033	08/16/22	\$ 1,280,632	\$ -
Riverdale Joint Unified	Fresno	Fipps Primary	57/75408-00-007	08/17/22	\$ 974,694	\$ -
Riverdale Joint Unified	Fresno	Riverdale Elementary	57/75408-00-008	08/17/22	\$ 230,325	\$ -
Riverdale Joint Unified	Fresno	Riverdale High	57/75408-00-009	08/17/22	\$ 1,269,522	\$ -
San Luis Coastal Unified	San Luis Obispo	San Luis Obispo High	57/68809-00-032	08/18/22	\$ 2,952,034	\$ -
Windsor Unified	Sonoma	Cali Calmecac Language Academy	57/75358-00-006	08/24/22	\$ 2,514,317	\$ -
Visalia Unified	Tulare	La Joya Middle	57/72256-00-035	08/25/22	\$ 4,459,387	\$ -
Hayward Unified	Alameda	Winton Middle	57/61192-00-006	08/29/22	\$ 3,817,884	\$ -
Del Norte County Unified	Del Norte	Redwood Elementary	57/61820-00-019	08/31/22	\$ 954,538	\$ -
Del Norte County Unified	Del Norte	Smith River Elementary	57/61820-00-020	08/31/22	\$ 707,717	\$ -
San Mateo Union High	San Mateo	San Mateo High	57/69047-00-007	08/31/22	\$ 1,722,665	\$ -
San Mateo Union High	San Mateo	Capuchino High	57/69047-00-008	08/31/22	\$ 1,825,976	\$ -
Los Angeles Unified	Los Angeles	One Hundred Sevents Street Elementary	57/64733-00-742	08/31/22	\$ 1,907,510	\$ -
San Mateo Union High	San Mateo	Mills High	57/69047-00-009	09/01/22	\$ 865,538	\$ -
San Mateo Union High	San Mateo	Burlingame High	57/69047-00-010	09/01/22	\$ 4,655,344	\$ -
San Mateo Union High	San Mateo	Hillsdale High	57/69047-00-011	09/01/22	\$ 5,337,097	\$ -
San Mateo Union High	San Mateo	Aragon High	57/69047-00-012	09/01/22	\$ 3,113,529	\$ -
Redding Elementary	Shasta	Juniper Elementary	57/70110-00-011	09/01/22	\$ 1,275,879	\$ -
Visalia Unified	Tulare	Redwood High	57/72256-00-036	09/07/22	\$ 8,601,516	\$ -
Vista Unified	San Diego	Rancho Buena Vista High	57/68452-00-013	09/09/22	\$ 1,462,014	\$ -
Vista Unified	San Diego	Vista Academy of Visual and Performing Arts	57/68452-00-014	09/09/22	\$ 693,680	\$ -
Vista Unified	San Diego	Vista Magnet Middle School of Technology, Science	57/68452-00-015	09/09/22	\$ 1,253,731	\$ -
Redding Elementary	Shasta	Turtle Bay	57/70110-00-012	09/09/22	\$ 1,467,178	\$ -
Visalia Unified	Tulare	Valley Oak Middle	57/72256-00-037	09/13/22	\$ 2,894,248	\$ -
Long Beach Unified	Los Angeles	Burcham Elementary	57/64725-00-052	09/20/22	\$ 6,470,500	\$ -
Long Beach Unified	Los Angeles	Burcham Elementary	57/64725-00-053	09/20/22	\$ 7,193,025	\$ -
Long Beach Unified	Los Angeles	Bryant Elementary	57/64725-00-054	09/20/22	\$ 4,721,657	\$ -
Lucia Mar Unified	San Luis Obispo	Arroyo Grande High	57/68759-00-024	09/20/22	\$ 5,001,927	\$ -
San Juan Unified	Sacramento	Del Paso Manor Elementary	57/67447-00-079	09/21/22	\$ 662,218	\$ -
Colton Joint Unified	San Bernardino	Terrace Hills Middle	57/67686-00-027	09/22/22	\$ 952,923	\$ -
Snowline Joint Unified	San Bernardino	Baldy Mesa Elementary	57/73957-00-003	09/23/22	\$ 5,059,475	\$ -
Snowline Joint Unified	San Bernardino	Chaparral High	57/73957-00-004	09/23/22	\$ 2,121,725	\$ -
Lucia Mar Unified	San Luis Obispo	Fairgrove Elementary	57/68759-00-025	09/29/22	\$ 1,496,985	\$ -
Vallejo City Unified	Solano	Jesse M. Bethel High	57/70581-00-024	09/29/22	\$ 2,775,937	\$ -



SFP APPLICATIONS

Modernization Acknowledged Applications Received Past Existing Authority as of September 30, 2024

District	County	Site Name	Application Number	50-04 Date Received	Estimated State Grant (a)	Estimated Financial Hardship (b)
Los Angeles Unified	Los Angeles	One Hundred Fifty-Third Street	57/64733-00-743	10/05/22	\$ 578,191	\$ -
Ocean View	Orange	Star View Elementary	57/66613-00-025	10/07/22	\$ 858,917	\$ -
Castro Valley Unified	Alameda	Chabot Elementary	57/61150-00-032	10/10/22	\$ 510,060	\$ -
San Juan Unified	Sacramento	Greer Elementary	57/67447-00-080	10/10/22	\$ 474,022	\$ -
Castro Valley Unified	Alameda	Independent Elementary	57/61150-00-033	10/13/22	\$ 2,053,061	\$ -
East Side Union High	Santa Clara	Independence High	57/69427-00-042	10/14/22	\$ 1,129,027	\$ -
San Juan Unified	Sacramento	Lichen K-8	57/67447-00-081	10/17/22	\$ 2,127,194	\$ -
Los Angeles Unified	Los Angeles	Garvanza Elementary	57/64733-00-744	10/18/22	\$ 2,019,801	\$ -
Capistrano Unified	Orange	Aliso Niguel High	57/66464-00-027	10/18/22	\$ 1,874,147	\$ -
Natomas Unified	Sacramento	American Lakes	57/75283-00-010	10/18/22	\$ 3,340,838	\$ -
San Diego Unified	San Diego	Balboa Elementary	57/68338-00-273	10/19/22	\$ 9,474,093	\$ -
Val Verde Unified	Riverside	Vista Verde Middle	57/75242-00-013	10/19/22	\$ 549,789	\$ -
Los Angeles Unified	Los Angeles	Aragon Avenue Elementary	57/64733-00-745	10/20/22	\$ 3,468,406	\$ -
Los Angeles Unified	Los Angeles	Belvedere Middle	57/64733-09-012	10/20/22	\$ 8,317,822	\$ -
Los Angeles Unified	Los Angeles	Thomas Jefferson Senior High	57/64733-13-011	10/20/22	\$ 26,205,856	\$ -
Castro Valley Unified	Alameda	Castro Valley Elementary	57/61150-00-034	10/25/22	\$ 889,525	\$ -
Castro Valley Unified	Alameda	Marshall Elementary	57/61150-00-035	10/25/22	\$ 1,000,074	\$ -
Castro Valley Unified	Alameda	Stanton Elementary	57/61150-00-036	10/25/22	\$ 1,006,248	\$ -
Castro Valley Unified	Alameda	Proctor Elementary	57/61150-00-037	10/25/22	\$ 1,517,774	\$ -
Monterey Peninsula Unified	Monterey	Martin Luther King	57/66092-00-043	10/25/22	\$ 329,990	\$ -
Pomona Unified	Los Angeles	Simons Middle	57/64907-00-051	10/26/22	\$ 2,993,985	\$ -
Pittsburg Unified	Contra Costa	Parkside Elementary	57/61788-00-014	10/27/22	\$ 139,907	\$ -
Los Angeles Unified	Los Angeles	Second Street Elementary	57/64733-00-746	11/03/22	\$ 3,357,743	\$ -
San Dieguito Union High	San Diego	Diegueno Middle	57/68346-00-010	11/04/22	\$ 6,378,380	\$ -
Los Angeles Unified	Los Angeles	Belvedere Middle	57/64733-09-013	11/07/22	\$ 8,317,822	\$ -
Los Angeles Unified	Los Angeles	Daniel Webster Middle	57/64733-24-009	11/07/22	\$ 2,502,777	\$ -
Los Angeles Unified	Los Angeles	Twenty-Fourth Street Elementary	57/64733-00-747	11/09/22	\$ 3,530,518	\$ -
Ocean View	Orange	Vista View Middle	57/66613-00-026	11/09/22	\$ 834,256	\$ -
Nevada Joint Union High	Nevada	Bear River High	57/66357-00-015	11/11/22	\$ 4,199,229	\$ -
Los Angeles Unified	Los Angeles	Castelar Street Elementary	57/64733-00-748	11/15/22	\$ 2,108,585	\$ -
Morongo Unified	San Bernardino	Twentynine Palms High	57/67777-00-010	11/17/22	\$ 2,382,390	\$ -
Chula Vista Elementary	San Diego	Feaster (Mae L.) Charter	57/68023-00-020	11/17/22	\$ 5,419,613	\$ -
Benicia Unified	Solano	Benicia High	57/70524-00-018	11/18/22	\$ 2,930,340	\$ -
Benicia Unified	Solano	Matthew Turner Elementary	57/70524-00-019	11/18/22	\$ 1,143,890	\$ -
Lamont Elementary	Kern	Alicante Avenue Elementary	57/63560-00-005	11/21/22	\$ 1,331,109	\$ -
Lamont Elementary	Kern	Lamont Elementary	57/63560-00-006	11/21/22	\$ 2,852,292	\$ -
Ocean View	Orange	Marine View Middle	57/66613-00-027	11/21/22	\$ 767,590	\$ -
Los Angeles Unified	Los Angeles	James Madison Middle	57/64733-00-749	11/22/22	\$ 2,451,838	\$ -
Los Angeles Unified	Los Angeles	Ambler Avenue Elementary	57/64733-00-750	11/22/22	\$ 1,158,703	\$ -
Jurupa Unified	Riverside	Jurupa Middle	57/67090-00-017	11/22/22	\$ 4,566,713	\$ -
Los Angeles Unified	Los Angeles	Anatola Avenue Elementary	57/64733-00-751	12/02/22	\$ 1,845,345	\$ -
Los Angeles Unified	Los Angeles	Bancroft (Hubert Howe) Junior	57/64733-31-009	12/02/22	\$ 5,340,325	\$ -
San Mateo Union High	San Mateo	Capuchino High	57/69047-00-013	12/02/22	\$ 935,967	\$ -

SFP APPLICATIONS

Modernization Acknowledged Applications Received Past Existing Authority as of September 30, 2024

District	County	Site Name	Application Number	50-04 Date Received	Estimated State Grant (a)	Estimated Financial Hardship (b)
Los Angeles Unified	Los Angeles	Canfield Avenue Elementary	57/64733-00-752	12/05/22	\$ 2,026,799	\$ -
Sunnyvale	Santa Clara	Ellis Elementary	57/69690-00-014	12/06/22	\$ 2,178,244	\$ -
Sequoia Union High	San Mateo	Woodside High	57/69062-00-039	12/07/22	\$ 1,935,008	\$ -
Capistrano Unified	Orange	Dana Hills High	57/66464-00-028	12/08/22	\$ 796,991	\$ -
Natomas Unified	Sacramento	Natomas High	57/75283-00-011	12/08/22	\$ 4,513,367	\$ -
Santa Barbara Unified	Santa Barbara	Monroe Elementary	57/76786-00-021	12/09/22	\$ 999,273	\$ -
San Ramon Valley Unified	Contra Costa	Alamo Elementary	57/61804-00-047	12/12/22	\$ 837,192	\$ -
Vista Unified	San Diego	Vista High	57/68452-00-016	12/15/22	\$ 9,424,252	\$ -
Albany City Unified	Alameda	Marin Elementary	57/61127-00-007	12/22/22	\$ 1,578,838	\$ -
Los Angeles Unified	Los Angeles	Sixth Avenue Elementary	57/64733-00-753	01/03/23	\$ 2,637,353	\$ -
Ravenswood City Elementary	San Mateo	Cesar Chavez Ravenswood Middle	57/68999-00-018	01/05/23	\$ 3,985,647	\$ -
Santa Ana Unified	Orange	McFadden Institute of Technology	57/66670-00-068	01/06/23	\$ 2,361,364	\$ -
Visalia Unified	Tulare	Pinkham Elementary	57/72256-00-038	01/09/23	\$ 1,390,315	\$ -
Los Angeles Unified	Los Angeles	John A. Sutter Middle	57/64733-00-754	01/10/23	\$ 157,444	\$ -
Novato Unified	Marin	Sinaloa Middle	57/65417-00-027	01/10/23	\$ 566,114	\$ -
San Bernardino City Unified	San Bernardino	San Gorgonio High	57/67876-00-122	01/10/23	\$ 2,010,909	\$ -
Novato Unified	Marin	Rancho Elementary	57/65417-00-028	01/17/23	\$ 408,328	\$ -
Arcadia Unified	Los Angeles	Baldwin Stocker Elementary	57/64261-00-001	01/18/23	\$ 5,336,064	\$ -
Ukiah Unified	Mendocino	Nokomis Elementary	57/65615-00-009	01/18/23	\$ 1,673,124	\$ -
Ukiah Unified	Mendocino	Oak Manor Elementary	57/65615-00-010	01/18/23	\$ 1,989,893	\$ -
San Juan Unified	Sacramento	San Juan High	57/67447-00-082	01/18/23	\$ 5,326,686	\$ -
Vallejo City Unified	Solano	Solano Widenmann Leadership Academy	57/70581-00-025	01/18/23	\$ 2,649,036	\$ -
Arcadia Unified	Los Angeles	Camino Grove Elementary	57/64261-00-002	01/19/23	\$ 5,335,432	\$ -
Los Angeles Unified	Los Angeles	Luther Burbank Middle	57/64733-00-755	01/19/23	\$ 1,971,135	\$ -
Arcadia Unified	Los Angeles	First Avenue Middle	57/64261-00-003	01/20/23	\$ 5,620,528	\$ -
Arcadia Unified	Los Angeles	Hugo Reid Elementary	57/64261-00-004	01/20/23	\$ 3,809,130	\$ -
Arcadia Unified	Los Angeles	Highland Oaks Elementary	57/64261-00-005	01/20/23	\$ 4,210,379	\$ -
Cutten Elementary	Humboldt	Cutten Elementary	57/62745-00-002	01/23/23	\$ 539,768	\$ -
San Juan Unified	Sacramento	John Barrett Middle	57/67447-00-083	01/23/23	\$ 4,282,903	\$ -
Lakeside Union Elementary	San Diego	Lakeside Farms Elementary	57/68189-00-010	01/23/23	\$ 916,671	\$ -
Alhambra Unified	Los Angeles	Martha Baldwin Elementary	57/75713-00-034	01/23/23	\$ 5,183,132	\$ -
Alhambra Unified	Los Angeles	Ramona Elementary	57/75713-00-035	01/23/23	\$ 6,086,692	\$ -
Alhambra Unified	Los Angeles	Ynez Elementary	57/75713-00-036	01/23/23	\$ 5,358,027	\$ -
Los Angeles Unified	Los Angeles	Andrew Carnegie Middle	57/64733-00-756	01/25/23	\$ 2,135,675	\$ -
Los Angeles Unified	Los Angeles	Ascot Avenue Elementary	57/64733-00-757	01/26/23	\$ 8,993,561	\$ -
Los Angeles Unified	Los Angeles	Westchester Cont High	57/64733-61-010	01/26/23	\$ 3,352,088	\$ -
Gravenstein Union Elementary	Sonoma	Hillcrest Middle	57/70714-00-004	01/26/23	\$ 858,950	\$ -
Meridian Elementary	Sutter	Meridian Elementary	57/71415-00-002	01/27/23	\$ 254,933	\$ -
Arcadia Unified	Los Angeles	Hugo Reid Elementary	57/64261-00-006	01/31/23	\$ 1,268,194	\$ -
Arcadia Unified	Los Angeles	Richard Henry Dana Middle	57/64261-00-007	01/31/23	\$ 4,458,083	\$ -
Arcadia Unified	Los Angeles	Longley Way Elementary	57/64261-00-008	01/31/23	\$ 3,971,635	\$ -
San Diego Unified	San Diego	De Portola Middle	57/68338-00-274	01/31/23	\$ 2,671,782	\$ -
Arcadia Unified	Los Angeles	Foothills Middle	57/64261-00-009	02/01/23	\$ 4,571,969	\$ -

SFP APPLICATIONS

Modernization Acknowledged Applications Received Past Existing Authority as of September 30, 2024

District	County	Site Name	Application Number	50-04 Date Received	Estimated State Grant (a)	Estimated Financial Hardship (b)
El Monte Union High	Los Angeles	South El Monte High	57/64519-00-005	02/02/23	\$ 9,804,468	\$ -
Riverside Unified	Riverside	Sierra Middle	57/67215-00-050	02/05/23	\$ 5,509,454	\$ -
Riverside Unified	Riverside	Jefferson Elementary	57/67215-00-051	02/06/23	\$ 6,168,873	\$ -
San Juan Unified	Sacramento	Starr King K-8	57/67447-00-084	02/08/23	\$ 27,083,703	\$ -
Lakeside Union Elementary	San Diego	Lindo Park Elementary	57/68189-00-011	02/08/23	\$ 21,825,459	\$ -
Durham Unified	Butte	Durham High	57/61432-00-002	02/10/23	\$ 1,062,186	\$ -
Waugh Elementary	Sonoma	Corona Creek Elementary	57/70995-00-002	02/13/23	\$ 1,166,047	\$ -
San Leandro Unified	Alameda	Bancroft Middle	57/61291-00-027	02/14/23	\$ 979,589	\$ -
Los Angeles Unified	Los Angeles	Glenwood Elementary	57/64733-38-025	02/14/23	\$ 816,656	\$ -
Santa Ana Unified	Orange	Sierra Intermediate	57/66670-00-069	02/14/23	\$ 1,404,162	\$ -
Alameda Unified	Alameda	Bay Farm Elementary	57/61119-00-025	02/16/23	\$ 4,754,593	\$ -
Ventura County Office of Education	Ventura	Gateway Community	57/10561-00-005	02/21/23	\$ 1,901,205	\$ -
Los Angeles Unified	Los Angeles	Carson Senior High	57/64733-54-028	02/21/23	\$ 6,751,761	\$ -
Riverside Unified	Riverside	John W. North high	57/67215-00-052	02/21/23	\$ 9,280,102	\$ -
Lawndale Elementary	Los Angeles	Jane Addams Middle	57/64691-00-011	02/22/23	\$ 1,326,156	\$ -
Arcohe Union Elementary	Sacramento	Arcohe Elementary	57/67280-00-002	02/22/23	\$ 1,309,477	\$ -
Los Angeles Unified	Los Angeles	Robert Frost Middle	57/64733-00-758	02/23/23	\$ 250,670	\$ -
Los Angeles Unified	Los Angeles	Fries Avenue Elementary	57/64733-00-759	02/23/23	\$ 2,868,656	\$ -
Los Angeles Unified	Los Angeles	Richard Henry Dana Middle	57/64733-20-024	02/27/23	\$ 2,346,635	\$ -
Novato Unified	Marin	San Jose Middle	57/65417-00-029	02/27/23	\$ 1,111,888	\$ -
El Segundo Unified	Los Angeles	El Segundo Middle	57/64535-00-008	02/28/23	\$ 714,173	\$ -
El Segundo Unified	Los Angeles	Center Street Elementary	57/64535-00-009	03/01/23	\$ 1,100,404	\$ -
Los Angeles Unified	Los Angeles	Christopher Dena Elementary	57/64733-00-760	03/02/23	\$ 1,541,397	\$ -
Los Angeles Unified	Los Angeles	Calabash Charter Academy	57/64733-00-761	03/02/23	\$ 1,938,220	\$ -
Los Angeles Unified	Los Angeles	Charles Leroy Lowman Special Education and Car	57/64733-00-762	03/03/23	\$ 802,995	\$ -
Lakeside Union Elementary	San Diego	Lakeside Farms Elementary	57/68189-00-012	03/08/23	\$ 2,185,152	\$ -
Snowline Joint Unified	San Bernardino	Pinon Hills Elementary	57/73957-00-001	03/08/23	\$ 5,231,587	\$ -
Snowline Joint Unified	San Bernardino	Quail Valley Middle	57/73957-00-006	03/08/23	\$ 11,746,585	\$ -
San Juan Unified	Sacramento	Rio Americano High	57/67447-00-085	03/09/23	\$ 546,350	\$ -
El Segundo Unified	Los Angeles	El Segundo High	57/64535-00-010	03/10/23	\$ 2,175,522	\$ -
Merced Union High	Merced	Merced High	57/65789-00-011	03/10/23	\$ 887,781	\$ -
Lawndale Elementary	Los Angeles	William Anderson Elementary	57/64691-00-012	03/13/23	\$ 1,290,478	\$ -
Lawndale Elementary	Los Angeles	William Green Elementary	57/64691-00-013	03/13/23	\$ 1,487,579	\$ -
Lawndale Elementary	Los Angeles	Billy Mitchell Elementary	57/64691-00-014	03/13/23	\$ 1,027,578	\$ -
Lawndale Elementary	Los Angeles	Will Rogers Middle	57/64691-00-015	03/13/23	\$ 1,585,565	\$ -
Lawndale Elementary	Los Angeles	F. D. Roosevelt Elementary	57/64691-00-016	03/13/23	\$ 1,238,677	\$ -
Lawndale Elementary	Los Angeles	Mark Twain Elementary	57/64691-00-017	03/13/23	\$ 606,652	\$ -
Riverside Unified	Riverside	Jackson Elementary	57/67215-00-053	03/13/23	\$ 5,678,847	\$ -
San Diego Unified	San Diego	Ralph Waldo Emerson Elementary	57/68338-00-275	03/15/23	\$ 2,774,042	\$ -
San Diego Unified	San Diego	Kimbrough Elementary	57/68338-00-276	03/16/23	\$ 3,416,897	\$ -
Hesperia Unified	San Bernardino	Carmel Elementary	57/75044-00-008	03/16/23	\$ 912,900	\$ -
Hesperia Unified	San Bernardino	Mojave High	57/75044-00-009	03/16/23	\$ 1,221,915	\$ -
Hesperia Unified	San Bernardino	Cottonwood Elementary	57/75044-00-010	03/16/23	\$ 1,109,665	\$ -

SFP APPLICATIONS

Modernization Acknowledged Applications Received Past Existing Authority as of September 30, 2024

District	County	Site Name	Application Number	50-04 Date Received	Estimated State Grant (a)	Estimated Financial Hardship (b)
Hesperia Unified	San Bernardino	Mesa Grande Elementary	57/75044-00-011	03/16/23	\$ 1,795,370	\$ -
Hesperia Unified	San Bernardino	Cypress School of the Arts	57/75044-00-012	03/16/23	\$ 1,612,790	\$ -
Hesperia Unified	San Bernardino	Mesquite Trails Elementary	57/75044-00-013	03/16/23	\$ 882,470	\$ -
Hesperia Unified	San Bernardino	Kingston Elementary	57/75044-00-014	03/16/23	\$ 1,734,510	\$ -
Hesperia Unified	San Bernardino	Hollyvale Elementary	57/75044-00-015	03/16/23	\$ 876,384	\$ -
Hesperia Unified	San Bernardino	Hesperia High	57/75044-00-016	03/16/23	\$ 5,182,605	\$ -
Hesperia Unified	San Bernardino	Hesperia Junior High	57/75044-00-017	03/16/23	\$ 2,638,760	\$ -
Hesperia Unified	San Bernardino	Joshua Circle Elementary	57/75044-00-018	03/16/23	\$ 1,399,780	\$ -
Hesperia Unified	San Bernardino	Juniper Elementary	57/75044-00-019	03/16/23	\$ 1,156,340	\$ -
Hesperia Unified	San Bernardino	Lime Street Elementary	57/75044-00-020	03/16/23	\$ 1,430,210	\$ -
Hesperia Unified	San Bernardino	Maple Elementary	57/75044-00-021	03/16/23	\$ 518,040	\$ -
Hesperia Unified	San Bernardino	Cedar Middle	57/75044-00-022	03/16/23	\$ 2,123,880	\$ -
Hesperia Unified	San Bernardino	Eucalyptus Elementary	57/75044-00-023	03/16/23	\$ 821,610	\$ -
Hesperia Unified	San Bernardino	Sultana High	57/75044-00-024	03/16/23	\$ 4,466,310	\$ -
Hesperia Unified	San Bernardino	Canyon Ridge High	57/75044-00-025	03/16/23	\$ 2,359,560	\$ -
Hesperia Unified	San Bernardino	Mission Crest Elementary	57/75044-00-026	03/16/23	\$ 2,130,100	\$ -
Hesperia Unified	San Bernardino	Krystal School of Science, Math & Technology	57/75044-00-027	03/16/23	\$ 1,977,950	\$ -
Hesperia Unified	San Bernardino	Ranchero Middle	57/75044-00-028	03/16/23	\$ 3,218,000	\$ -
Hesperia Unified	San Bernardino	Topaz Preparatory Academy	57/75044-00-029	03/16/23	\$ 1,673,650	\$ -
San Diego Unified	San Diego	Bell Middle	57/68338-00-277	03/17/23	\$ 10,540,822	\$ -
Turlock Unified	Stanislaus	Wakefield Elementary	57/75739-00-018	03/17/23	\$ 2,812,962	\$ -
Los Angeles Unified	Los Angeles	Vinedale College Preparatory Academy	57/64733-38-026	03/20/23	\$ 2,321,950	\$ -
Greenfield Union Elementary	Monterey	Mary Chapa Academy	57/66035-00-005	03/20/23	\$ 6,429,682	\$ -
Los Angeles Unified	Los Angeles	Third Street Elementary	57/64733-00-763	03/21/23	\$ 2,288,158	\$ -
San Diego Unified	San Diego	Standley Middle	57/68338-00-278	03/21/23	\$ 838,047	\$ -
Turlock Unified	Stanislaus	Turlock Junior High	57/75739-00-019	03/21/23	\$ 10,297,025	\$ -
San Diego Unified	San Diego	Cadman Elementary	57/68338-00-279	03/22/23	\$ 644,690	\$ -
Los Angeles Unified	Los Angeles	Seventy-Fifth Street Elementary	57/64733-15-013	03/23/23	\$ 1,796,785	\$ -
Porterville Unified	Tulare	Porterville High	57/75523-00-017	03/23/23	\$ 1,105,787	\$ -
San Diego Unified	San Diego	Bird Rock Elementary	57/68338-00-280	03/24/23	\$ 800,953	\$ -
San Diego Unified	San Diego	Correia Middle	57/68338-00-281	03/24/23	\$ 385,679	\$ -
Los Angeles Unified	Los Angeles	Union Avenue Elementary	57/64733-11-015	03/29/23	\$ 2,723,732	\$ -
San Diego Unified	San Diego	Whitman Elementary	57/68338-00-282	04/03/23	\$ 693,968	\$ -
San Diego Unified	San Diego	Walker Elementary	57/68338-00-283	04/03/23	\$ 693,968	\$ -
Los Angeles Unified	Los Angeles	Amestoy Elementary	57/64733-33-023	04/04/23	\$ 3,197,802	\$ -
San Diego Unified	San Diego	Sandburg Elementary	57/68338-00-284	04/04/23	\$ 817,380	\$ -
San Diego Unified	San Diego	Pacific Beach Elementary	57/68338-00-285	04/04/23	\$ 468,926	\$ -
Los Angeles Unified	Los Angeles	Canoga Park Senior High	57/64733-00-764	04/05/23	\$ 6,080,588	\$ -
San Diego Unified	San Diego	Wangenheim Middle	57/68338-00-286	04/05/23	\$ 6,446,535	\$ -
San Diego Unified	San Diego	Knox Middle	57/68338-00-287	04/05/23	\$ 5,656,867	\$ -
Los Angeles Unified	Los Angeles	Crenshaw Science, Technology, Engineering, Mat	57/64733-00-765	04/10/23	\$ 3,112,554	\$ -
Los Angeles Unified	Los Angeles	John Marshall Senior High	57/64733-12-011	04/10/23	\$ 3,677,823	\$ -
San Juan Unified	Sacramento	San Juan High	57/67447-00-086	04/10/23	\$ 1,741,614	\$ -

SFP APPLICATIONS

Modernization Acknowledged Applications Received Past Existing Authority as of September 30, 2024

District	County	Site Name	Application Number	50-04 Date Received	Estimated State Grant (a)	Estimated Financial Hardship (b)
Anaheim Union High	Orange	Anaheim High	57/66431-01-004	04/11/23	\$ 6,467,598	\$ -
Los Angeles Unified	Los Angeles	Reseda Elementary	57/64733-00-766	04/12/23	\$ 573,961	\$ -
Los Angeles Unified	Los Angeles	West Hollywood Elementary	57/64733-00-767	04/12/23	\$ 3,127,116	\$ -
Los Angeles Unified	Los Angeles	Delevan Drive Elementary	57/64733-00-768	04/12/23	\$ 1,728,760	\$ -
Los Angeles Unified	Los Angeles	El Sereno Middle	57/64733-34-017	04/12/23	\$ 3,953,360	\$ -
Los Angeles Unified	Los Angeles	Verdugo Hills Senior High	57/64733-00-769	04/13/23	\$ 11,877,649	\$ -
Los Angeles Unified	Los Angeles	Glassell Park ES Science, Technology, Engineering	57/64733-08-008	04/13/23	\$ 5,016,138	\$ -
Los Angeles Unified	Los Angeles	John A. Sutter Middle	57/64733-00-770	04/18/23	\$ 1,607,414	\$ -
Los Angeles Unified	Los Angeles	Thomas A. Edison Middle	57/64733-00-771	04/24/23	\$ 4,853,716	\$ -
Los Angeles Unified	Los Angeles	Franklin Avenue Elementary	57/64733-12-012	04/24/23	\$ 1,477,456	\$ -
Monterey Peninsula Unified	Monterey	Del Monte Elementary	57/66092-00-044	04/24/23	\$ 367,044	\$ -
Benicia Unified	Solano	Benicia Middle	57/70524-00-020	04/24/23	\$ 764,404	\$ -
Castro Valley Unified	Alameda	Marshall Elementary	57/61150-00-038	04/27/23	\$ 340,892	\$ -
San Juan Unified	Sacramento	Earl Legette Elementary	57/67447-00-087	04/27/23	\$ 4,322,499	\$ -
Arcadia Unified	Los Angeles	Holly Avenue Elementary	57/64261-00-010	04/28/23	\$ 6,062,517	\$ -
Encinitas Union Elementary	San Diego	Flora Vista Elementary	57/68080-00-005	04/28/23	\$ 1,409,714	\$ -
Escondido Union	San Diego	Del Dios Academy of Arts and Sciences	57/68098-00-016	05/02/23	\$ 2,529,394	\$ -
Pajaro Valley Unified	Santa Cruz	Watsonville High	57/69799-00-026	05/02/23	\$ 3,239,243	\$ -
Temecula Valley Unified	Riverside	Temecula Valley High	57/75192-00-021	05/02/23	\$ 1,909,558	\$ -
Long Beach Unified	Los Angeles	Bancroft Middle	57/64725-00-055	05/03/23	\$ 6,036,771	\$ -
Jurupa Unified	Riverside	Troth Street Elementary	57/67090-00-018	05/03/23	\$ 4,862,874	\$ -
Pajaro Valley Unified	Santa Cruz	Pajaro Middle	57/69799-00-027	05/03/23	\$ 1,161,861	\$ -
Los Angeles Unified	Los Angeles	Fifty-Second Street Elementary	57/64733-14-006	05/04/23	\$ 1,759,023	\$ -
Anaheim Union High	Orange	Magnolia High	57/66431-00-003	05/08/23	\$ 3,855,164	\$ -
Cascade Union Elementary	Shasta	Meadow Lane Elementary	57/69914-00-006	05/08/23	\$ 413,493	\$ -
Novato Unified	Marin	Pleasant Valley Elementary	57/65417-00-030	05/09/23	\$ 337,283	\$ -
Sweetwater Union High	San Diego	Bonita Vista Senior High	57/68411-00-050	05/09/23	\$ 7,363,101	\$ -
Sweetwater Union High	San Diego	Mar Vista Senior High	57/68411-00-051	05/09/23	\$ 7,796,172	\$ -
Anaheim Union High	Orange	Western High	57/66431-07-001	05/11/23	\$ 8,253,521	\$ -
Santa Cruz City Elementary	Santa Cruz	Gault Elementary	57/69815-00-011	05/15/23	\$ 1,798,942	\$ -
Los Angeles Unified	Los Angeles	Nestle Avenue Charter	57/64733-00-772	05/16/23	\$ 688,832	\$ -
Los Angeles Unified	Los Angeles	Point Fermin Elementary	57/64733-20-025	05/16/23	\$ 1,308,963	\$ -
Los Angeles Unified	Los Angeles	Angeles Mesa Elementary	57/64733-00-773	05/17/23	\$ 1,268,963	\$ -
Los Angeles Unified	Los Angeles	Chatsworth Charter High	57/64733-00-774	05/17/23	\$ 1,805,509	\$ -
Los Angeles Unified	Los Angeles	South Shores/CSUDH Visual and Performing Arts	57/64733-42-019	05/17/23	\$ 1,110,412	\$ -
Los Angeles Unified	Los Angeles	Ulysses S. Grant Senior High	57/64733-00-775	05/18/23	\$ 27,997,883	\$ -
Los Gatos-Saratoga Union High	Santa Clara	Saratoga High	57/69534-00-003	05/18/23	\$ 1,377,679	\$ -
Sweetwater Union High	San Diego	Eastlake High	57/68411-00-052	05/22/23	\$ 5,859,355	\$ -
Los Angeles Unified	Los Angeles	Shenandoah Street Elementary	57/64733-30-004	05/23/23	\$ 2,114,572	\$ -
Snowline Joint Unified	San Bernardino	Wrightwood Elementary	57/73957-00-007	05/25/23	\$ 5,492,195	\$ -
Los Angeles Unified	Los Angeles	Chapman Elementary	57/64733-00-776	05/31/23	\$ 472,885	\$ -
Los Angeles Unified	Los Angeles	Phineas Banning Senior High	57/64733-32-027	05/31/23	\$ 1,959,242	\$ -
Los Angeles Unified	Los Angeles	Sierra Vista Elementary	57/64733-00-777	06/01/23	\$ 2,203,043	\$ -

SFP APPLICATIONS

Modernization Acknowledged Applications Received Past Existing Authority as of September 30, 2024

District	County	Site Name	Application Number	50-04 Date Received	Estimated State Grant (a)	Estimated Financial Hardship (b)
Los Angeles Unified	Los Angeles	Dixie Canyon Community Charter	57/64733-40-006	06/01/23	\$ 4,018,955	\$ -
Los Angeles Unified	Los Angeles	Orville Wright Engineering and Design Magnet	57/64733-61-011	06/01/23	\$ 3,037,889	\$ -
Los Angeles Unified	Los Angeles	Benjamin Franklin Senior High	57/64733-00-778	06/06/23	\$ 10,010,518	\$ -
Los Angeles Unified	Los Angeles	Bonita Street Elementary	57/64733-54-029	06/06/23	\$ 2,002,753	\$ -
Pomona Unified	Los Angeles	Pomona High	57/64907-00-052	06/07/23	\$ 10,068,962	\$ -
Los Angeles Unified	Los Angeles	Dahlia Heights Elementary	57/64733-26-002	06/08/23	\$ 4,255,015	\$ -
San Benito High	San Benito	Hollister High	57/67538-00-010	06/08/23	\$ 237,857	\$ -
Pajaro Valley Unified	Santa Cruz	Rio del Mar Elementary	57/69799-00-028	06/08/23	\$ 1,418,559	\$ -
Pajaro Valley Unified	Santa Cruz	Aptos High	57/69799-00-029	06/08/23	\$ 1,765,933	\$ -
Los Angeles Unified	Los Angeles	Castle Heights Elementary	57/64733-00-779	06/09/23	\$ 766,494	\$ -
San Diego Unified	San Diego	Sherman Elementary	57/68338-00-288	06/13/23	\$ 3,765,815	\$ -
Los Angeles Unified	Los Angeles	Seventy-Fourth Street Elementary	57/64733-00-780	06/14/23	\$ 789,462	\$ -
San Diego Unified	San Diego	Challenger Middle	57/68338-00-289	06/15/23	\$ 6,275,509	\$ -
Hemet Unified	Riverside	Ramona Elementary	57/67082-00-013	06/23/23	\$ 2,361,103	\$ -
Pomona Unified	Los Angeles	Ganesha High	57/64907-00-053	06/27/23	\$ 7,000,534	\$ -
East Side Union High	Santa Clara	William C. Overfelt High	57/69427-00-043	06/27/23	\$ 1,365,875	\$ -
Los Angeles Unified	Los Angeles	South Gate Middle	57/64733-16-013	06/28/23	\$ 1,611,380	\$ -
Chino Valley Unified	San Bernardino	Oak Ridge Elementary	57/67678-00-037	07/03/23	\$ 244,695	\$ -
Lucia Mar Unified	San Luis Obispo	Judkins Middle	57/68759-00-026	07/03/23	\$ 2,898,458	\$ -
Moreno Valley Unified	Riverside	Sunnymead Middle	57/67124-00-029	07/05/23	\$ 2,282,722	\$ -
Los Angeles Unified	Los Angeles	Haddon Avenue Elementary	57/64733-28-018	07/06/23	\$ 3,502,291	\$ -
Saugus Union	Los Angeles	Charles Helmers Elementary	57/64998-00-012	07/07/23	\$ 1,420,485	\$ -
Los Angeles Unified	Los Angeles	Wonderland Avenue Elementary	57/64733-00-781	07/10/23	\$ 5,030,116	\$ -
Franklin-McKinley Elementary	Santa Clara	Sylvandale Middle	57/69450-00-015	07/13/23	\$ 1,281,822	\$ -
Encinitas Union Elementary	San Diego	Capri Elementary	57/68080-00-006	07/14/23	\$ 952,330	\$ -
Benicia Unified	Solano	Mary Farmar Elementary	57/70524-00-021	07/14/23	\$ 559,912	\$ -
Benicia Unified	Solano	Robert Semple Elementary	57/70524-00-022	07/14/23	\$ 580,909	\$ -
Los Angeles Unified	Los Angeles	Charles Leroy Lowman Special Education and Car	57/64733-00-782	07/17/23	\$ 1,191,248	\$ -
Los Gatos-Saratoga Union High	Santa Clara	Los Gatos High	57/69534-00-004	07/17/23	\$ 1,547,225	\$ -
Sanger Unified	Fresno	Lone Star Elementary	57/62414-00-020	07/18/23	\$ 1,317,455	\$ -
Sanger Unified	Fresno	Washington Academic Middle	57/62414-00-021	07/18/23	\$ 2,029,081	\$ -
Sanger Unified	Fresno	Jackson Elementary	57/62414-00-022	07/18/23	\$ 1,598,146	\$ -
Los Angeles Unified	Los Angeles	Alain Leroy Locke 3 College Preparatory Academy	57/64733-00-783	07/18/23	\$ 6,517,957	\$ -
Los Angeles Unified	Los Angeles	Fifty-Fourth Street Elementary	57/64733-00-784	07/18/23	\$ 2,544,023	\$ -
Arcadia Unified	Los Angeles	Arcadia High	57/64261-00-011	07/20/23	\$ 25,554,341	\$ -
Walnut Creek Elementary	Contra Costa	Tice Creek	57/61812-00-007	07/24/23	\$ 2,434,208	\$ -
Walnut Creek Elementary	Contra Costa	Parkmead Elementary	57/61812-00-008	07/24/23	\$ 814,031	\$ -
Los Angeles Unified	Los Angeles	Independence Elementary	57/64733-00-785	07/24/23	\$ 1,382,777	\$ -
Perris Elementary	Riverside	Palms Elementary	57/67199-00-003	07/24/23	\$ 968,667	\$ -
Perris Elementary	Riverside	Good Hope Elementary	57/67199-00-004	07/25/23	\$ 857,917	\$ -
Perris Elementary	Riverside	Enchanted Hills Elementary	57/67199-00-005	07/25/23	\$ 1,635,165	\$ -
Los Angeles Unified	Los Angeles	Farmdale Elementary	57/64733-34-018	07/26/23	\$ 437,576	\$ -
Los Angeles Unified	Los Angeles	James J. McBride Special Education Center	57/64733-42-020	07/27/23	\$ 812,007	\$ -

SFP APPLICATIONS

Modernization Acknowledged Applications Received Past Existing Authority as of September 30, 2024

District	County	Site Name	Application Number	50-04 Date Received	Estimated State Grant (a)	Estimated Financial Hardship (b)
Encinitas Union Elementary	San Diego	Paul Ecke-Central Elementary	57/68080-00-007	07/31/23	\$ 1,914,708	\$ -
Hueneme Elementary	Ventura	Fred L. Williams Elementary	57/72462-00-009	07/31/23	\$ 2,630,498	\$ -
Hueneme Elementary	Ventura	Charles Blackstock Junior High	57/72462-00-010	07/31/23	\$ 2,996,966	\$ -
Los Angeles Unified	Los Angeles	Reseda Charter High	57/64733-39-010	08/01/23	\$ 14,055,510	\$ -
Los Angeles Unified	Los Angeles	Colfax Charter Elementary	57/64733-00-786	08/02/23	\$ 4,683,474	\$ -
Hemet Unified	Riverside	West Valley High	57/67082-00-014	08/02/23	\$ 3,471,924	\$ -
Encinitas Union Elementary	San Diego	Olivenhain Pioneer Elementary	57/68080-00-008	08/02/23	\$ 3,454,587	\$ -
Encinitas Union Elementary	San Diego	Park Dale Lane Elementary	57/68080-00-009	08/02/23	\$ 532,571	\$ -
Fresno Unified	Fresno	Columbia Elementary	57/62166-00-149	08/03/23	\$ 793,404	\$ -
Saugus Union	Los Angeles	James Foster Elementary	57/64998-00-013	08/03/23	\$ 3,266,549	\$ -
Sanger Unified	Fresno	Lincoln Elementary	57/62414-00-023	08/04/23	\$ 1,998,341	\$ -
Sanger Unified	Fresno	Wilson Elementary	57/62414-00-024	08/04/23	\$ 1,587,589	\$ -
Los Angeles Unified	Los Angeles	Chatsworth Charter High	57/64733-00-787	08/04/23	\$ 3,084,925	\$ -
Saddleback Valley Unified	Orange	Foothill Ranch Elementary	57/73635-00-043	08/07/23	\$ 12,547,828	\$ -
Saugus Union	Los Angeles	Rosedell Elementary	57/64998-00-014	08/08/23	\$ 2,832,373	\$ -
Fowler Unified	Fresno	John Sutter Middle	57/62158-00-008	08/09/23	\$ 4,008,267	\$ -
Romoland Elementary	Riverside	Harvest Valley Elementary	57/67231-00-004	08/09/23	\$ 2,502,566	\$ -
Elk Grove Unified	Sacramento	Elk Grove High	57/67314-00-040	08/09/23	\$ 6,947,875	\$ -
Snowline Joint Unified	San Bernardino	Pinon Mesa Middle	57/73957-00-008	08/14/23	\$ 5,696,765	\$ 3,797,843
Los Angeles Unified	Los Angeles	One Hundred Fifty-Sixth Street Elementary	57/64733-33-024	08/16/23	\$ 153,984	\$ -
Roseville Joint Union High	Placer	Granite Bay High	57/66928-00-008	08/16/23	\$ 3,124,732	\$ -
Sutter Union High	Sutter	Butte View High	57/71449-00-002	08/17/23	\$ 82,382	\$ 54,921
Los Angeles Unified	Los Angeles	Paul Revere Charter Middle	57/64733-21-037	08/18/23	\$ 1,320,665	\$ -
Monterey Peninsula Unified	Monterey	J. C. Crumpton Elementary	57/66092-00-045	08/18/23	\$ 737,296	\$ -
Los Angeles Unified	Los Angeles	Venice Senior High	57/64733-00-788	08/23/23	\$ 8,494,608	\$ -
Lowell Joint	Orange	Rancho-Starbuck Intermediate	57/64766-00-006	08/24/23	\$ 6,981,766	\$ -
Long Beach Unified	Los Angeles	Birney Elementary	57/64725-00-056	08/25/23	\$ 6,173,097	\$ -
Liberty Union High	Contra Costa	Liberty High	57/61721-00-006	08/28/23	\$ 10,352,277	\$ -
Los Angeles Unified	Los Angeles	Millikan Midsize	57/64733-00-789	08/28/23	\$ 5,549,744	\$ -
Los Angeles Unified	Los Angeles	Belmont Senior High	57/64733-11-016	08/28/23	\$ 5,853,097	\$ -
Fallbrook Union High	San Diego	Ivy High (Continuation)	57/68122-00-003	08/29/23	\$ 1,120,216	\$ -
Encinitas Union Elementary	San Diego	Ocean Knoll Elementary	57/68080-00-010	08/30/23	\$ 922,570	\$ -
Los Angeles Unified	Los Angeles	First Street Elementary	57/64733-00-790	08/31/23	\$ 339,185	\$ -
Santa Ynez Valley Union High	Santa Barbara	Santa Ynez Valley Union High	57/69328-00-004	08/31/23	\$ 2,224,667	\$ -
Hueneme Elementary	Ventura	Art Haycox Elementary	57/72462-00-011	09/05/23	\$ 3,217,155	\$ -
Hueneme Elementary	Ventura	Julien Hathaway Elementary	57/72462-00-012	09/05/23	\$ 2,712,663	\$ -
Hueneme Elementary	Ventura	E. O. Green Junior High	57/72462-00-013	09/05/23	\$ 1,485,671	\$ -
Hueneme Elementary	Ventura	Ansgar Larsen Elementary	57/72462-00-014	09/05/23	\$ 2,204,141	\$ -
Hueneme Elementary	Ventura	Parkview Elementary	57/72462-00-015	09/05/23	\$ 1,931,062	\$ -
Long Beach Unified	Los Angeles	Emerson Parkside Academy	57/64725-00-057	09/06/23	\$ 1,299,606	\$ -
Kern County Office of Education	Kern	Claude W. Richardson Center	57/10157-00-001	09/08/23	\$ 2,203,188	\$ -
Castro Valley Unified	Alameda	Stanton Elementary	57/61150-00-039	09/08/23	\$ 464,430	\$ -
Wheatland Union High	Yuba	Wheatland Union High	57/72769-00-004	09/08/23	\$ 3,249,771	\$ -

SFP APPLICATIONS

Modernization Acknowledged Applications Received Past Existing Authority as of September 30, 2024

District	County	Site Name	Application Number	50-04 Date Received	Estimated State Grant (a)	Estimated Financial Hardship (b)
Encinitas Union Elementary	San Diego	La Costa Heights Elementary	57/68080-00-011	09/11/23	\$ 4,269,864	\$ -
Encinitas Union Elementary	San Diego	Flora Vista Elementary	57/68080-00-012	09/11/23	\$ 1,274,904	\$ -
Encinitas Union Elementary	San Diego	Mission Estancia Elementary	57/68080-00-013	09/11/23	\$ 2,868,523	\$ -
Los Angeles Unified	Los Angeles	Hooper Avenue Elementary	57/64733-00-791	09/14/23	\$ 3,146,167	\$ -
Los Angeles Unified	Los Angeles	John F. Kennedy High	57/64733-00-792	09/14/23	\$ 21,141,957	\$ -
Compton Unified	Los Angeles	Compton High	57/73437-01-045	09/14/23	\$ 819,525	\$ -
Pleasanton Unified	Alameda	Henry P. Mohr Elementary	57/75101-00-020	09/15/23	\$ 1,049,800	\$ -
Pleasanton Unified	Alameda	Walnut Grove Elementary	57/75101-00-021	09/15/23	\$ 585,286	\$ -
Los Angeles Unified	Los Angeles	Rudecinda Sepulveda Dodson Middle	57/64733-20-026	09/19/23	\$ 7,637,674	\$ -
Pleasanton Unified	Alameda	Harvest Park Middle	57/75101-00-022	09/19/23	\$ 1,262,968	\$ -
El Rancho Unified	Los Angeles	El Rancho High	57/64527-00-017	09/20/23	\$ 2,417,247	\$ -
San Leandro Unified	Alameda	John Muir Middle	57/61291-00-028	09/21/23	\$ 431,416	\$ -
Templeton Unified	San Luis Obispo	Templeton High	57/68841-00-007	09/25/23	\$ 750,950	\$ -
Vallejo City Unified	Solano	Annie Pennycook Elementary	57/70581-00-026	09/25/23	\$ 476,165	\$ -
Vallejo City Unified	Solano	Federal Terrace Elementary	57/70581-00-027	09/25/23	\$ 452,945	\$ -
Vallejo City Unified	Solano	Johnston Cooper Elementary	57/70581-00-028	09/25/23	\$ 1,693,927	\$ -
Vallejo City Unified	Solano	Dan Mini Elementary	57/70581-00-029	09/25/23	\$ 2,840,893	\$ -
Los Angeles Unified	Los Angeles	University High School Charter	57/64733-21-038	09/27/23	\$ 3,568,880	\$ -
Los Angeles Unified	Los Angeles	Grand View Boulevard Elementary	57/64733-00-793	09/29/23	\$ 3,083,406	\$ -
Palm Springs Unified	Riverside	Della S. Lindley Elementary	57/67173-00-014	10/03/23	\$ 4,931,233	\$ -
Los Angeles Unified	Los Angeles	Robert F. Kennedy Elementary	57/64733-00-794	10/04/23	\$ 4,301,306	\$ -
Ukiah Unified	Mendocino	Pomolita Middle	57/65615-00-011	10/04/23	\$ 3,192,858	\$ -
Ukiah Unified	Mendocino	South Valley High	57/65615-00-012	10/04/23	\$ 1,521,639	\$ -
Pierce Joint Unified	Colusa	Pierce High	57/61614-00-010	10/05/23	\$ 1,844,997	\$ -
Ukiah Unified	Mendocino	Eagle Peak Middle	57/65615-00-013	10/06/23	\$ 2,231,715	\$ -
Los Angeles Unified	Los Angeles	Downtown Business High	57/64733-00-795	10/11/23	\$ 1,872,302	\$ -
Red Bluff Union Elementary	Tehama	Jackson Heights Elementary	57/71621-00-003	10/11/23	\$ 2,333,183	\$ -
Red Bluff Union Elementary	Tehama	William M. Metteer Elementary	57/71621-00-004	10/11/23	\$ 1,298,530	\$ -
Red Bluff Union Elementary	Tehama	Vista Preparatory Academy	57/71621-00-005	10/11/23	\$ 3,055,438	\$ -
Temecula Valley Unified	Riverside	Chaparral High	57/75192-00-022	10/13/23	\$ 9,321,701	\$ -
Val Verde Unified	Riverside	Vista Verde Middle	57/75242-00-014	10/13/23	\$ 1,437,270	\$ -
Novato Unified	Marin	Novato High	57/65417-00-031	10/16/23	\$ 600,562	\$ -
Novato Unified	Marin	Lu Sutton Elementary	57/65417-00-032	10/16/23	\$ 396,046	\$ -
Los Angeles Unified	Los Angeles	Sunland Elementary	57/64733-00-796	10/18/23	\$ 1,149,668	\$ -
Greenfield Union Elementary	Monterey	Oak Avenue Elementary	57/66035-00-006	10/18/23	\$ 1,359,206	\$ -
Martinez Unified	Contra Costa	John Swett Elementary	57/61739-00-013	10/19/23	\$ 1,570,807	\$ -
Fontana Unified	San Bernardino	Sequoia Middle	57/67710-00-029	10/19/23	\$ 1,761,468	\$ -
Beverly Hills Unified	Los Angeles	Beverly Hills High	57/64311-00-008	10/20/23	\$ 590,432	\$ -
Chico Unified	Butte	McManus (John A.) Elementary	57/61424-00-012	10/23/23	\$ 3,544,236	\$ -
Beverly Hills Unified	Los Angeles	Beverly Vista Middle	57/64311-00-009	10/26/23	\$ 1,236,723	\$ -
Los Angeles Unified	Los Angeles	Paseo del Rey Fundamental	57/64733-42-021	10/26/23	\$ 1,896,897	\$ -
Santa Rosa High	Sonoma	Santa Rosa High	57/70920-00-015	10/27/23	\$ 3,909,074	\$ -
Saucelito Elementary	Tulare	Saucelito Elementary	57/72108-00-001	10/27/23	\$ 61,164	\$ 40,776



SFP APPLICATIONS

Modernization Acknowledged Applications Received Past Existing Authority as of September 30, 2024

District	County	Site Name	Application Number	50-04 Date Received	Estimated State Grant (a)	Estimated Financial Hardship (b)
Alameda Unified	Alameda	Amelia Earhart Elementary	57/61119-00-026	10/30/23	\$ 844,135	\$ -
Azusa Unified	Los Angeles	Center Middle	57/64279-00-031	10/30/23	\$ 2,378,515	\$ -
Fountain Valley Elementary	Orange	Plavan (Urbain H.) Elementary	57/66498-00-022	10/30/23	\$ 1,981,595	\$ -
Santa Rosa Elementary	Sonoma	Brook Hill Elementary	57/70912-00-012	10/30/23	\$ 1,166,636	\$ -
Los Angeles Unified	Los Angeles	Griffith Junior High School Magnet	57/64733-00-797	10/31/23	\$ 802,408	\$ -
Fresno Unified	Fresno	Yosemite Middle	57/62166-00-150	11/06/23	\$ 2,442,457	\$ -
El Rancho Unified	Los Angeles	Rio Vista Elementary	57/64527-00-018	11/08/23	\$ 416,644	\$ -
Lynwood Unified	Los Angeles	Rosa Parks Elementary	57/64774-00-018	11/08/23	\$ 695,448	\$ -
Lynwood Unified	Los Angeles	Mark Twain Elementary	57/64774-00-019	11/08/23	\$ 1,066,904	\$ -
El Rancho Unified	Los Angeles	North Park Academy of the Arts	57/64527-00-019	11/09/23	\$ 1,757,869	\$ -
Los Angeles Unified	Los Angeles	Taft Charter High	57/64733-00-798	11/09/23	\$ 15,964,764	\$ -
Los Angeles Unified	Los Angeles	Woodlake Avenue Elementary	57/64733-00-799	11/09/23	\$ 2,695,889	\$ -
Santa Ana Unified	Orange	Jefferson Elementary	57/66670-00-070	11/09/23	\$ 1,805,345	\$ -
Los Angeles Unified	Los Angeles	Balboa Gifted/High Ability Magnet Elementary	57/64733-00-800	11/13/23	\$ 894,338	\$ -
Benicia Unified	Solano	Benicia High	57/70524-00-023	11/14/23	\$ 3,516,129	\$ -
El Rancho Unified	Los Angeles	Rivera Middle	57/64527-00-020	11/15/23	\$ 1,994,551	\$ -
Mill Valley Elementary	Marin	Strawberry Point Elementary	57/65391-00-010	11/16/23	\$ 734,372	\$ -
Moreno Valley Unified	Riverside	Valley View High	57/67124-00-030	11/16/23	\$ 25,711,427	\$ -
Moreno Valley Unified	Riverside	Box Springs Elementary	57/67124-00-031	11/16/23	\$ 184,697	\$ -
Moreno Valley Unified	Riverside	Sugar Hill Elementary	57/67124-00-032	11/16/23	\$ 4,445,489	\$ -
Santa Rosa High	Sonoma	Maria Carrillo High	57/70920-00-016	11/16/23	\$ 4,961,408	\$ -
Pleasanton Unified	Alameda	Donlon Elementary	57/75101-00-023	11/16/23	\$ 832,752	\$ -
Pleasanton Unified	Alameda	Harvest Park Middle	57/75101-00-024	11/16/23	\$ 462,792	\$ -
Los Angeles Unified	Los Angeles	Andasol Avenue Elementary	57/64733-00-801	11/17/23	\$ 962,271	\$ -
Siskiyou Union High	Siskiyou	Mount Shasta High	57/70466-00-004	11/20/23	\$ 1,141,342	\$ -
Siskiyou Union High	Siskiyou	Weed High	57/70466-00-005	11/20/23	\$ 1,154,394	\$ -
Los Angeles Unified	Los Angeles	Fair Avenue Elementary	57/64733-22-016	11/21/23	\$ 1,803,265	\$ -
Lynwood Unified	Los Angeles	Janie P. Abbott Elementary	57/64774-00-020	11/21/23	\$ 1,174,953	\$ -
Lynwood Unified	Los Angeles	Will Rogers Elementary	57/64774-00-021	11/21/23	\$ 2,875,684	\$ -
El Rancho Unified	Los Angeles	Valencia Academy of the Arts	57/64527-00-021	11/22/23	\$ 833,288	\$ -
Los Angeles Unified	Los Angeles	Thomas Starr King Middle School Film and Media	57/64733-00-802	11/22/23	\$ 2,382,521	\$ -
Los Angeles Unified	Los Angeles	Second Street Elementary	57/64733-00-803	11/28/23	\$ 636,900	\$ -
Anaheim Union High	Orange	Orangeview Junior High	57/66431-07-002	11/29/23	\$ 7,413,986	\$ -
Mt. Diablo Unified	Contra Costa	Ayers Elementary	57/61754-00-097	11/30/23	\$ 547,893	\$ -
Mt. Diablo Unified	Contra Costa	Sequoia Elementary	57/61754-00-098	11/30/23	\$ 133,683	\$ -
Mt. Diablo Unified	Contra Costa	Sun Terrace Elementary	57/61754-00-099	11/30/23	\$ 549,138	\$ -
Mt. Diablo Unified	Contra Costa	Valley View Middle	57/61754-00-100	11/30/23	\$ 270,227	\$ -
Anaheim Union High	Orange	Cypress High	57/66431-08-001	12/06/23	\$ 6,930,180	\$ -
Los Angeles Unified	Los Angeles	Albion Street Elementary	57/64733-00-804	12/07/23	\$ 1,288,082	\$ -
San Lorenzo Valley Unified	Santa Cruz	SLVUSD Charter	57/69807-00-005	12/08/23	\$ 800,489	\$ -
Millville Elementary	Shasta	Millville Elementary	57/70052-00-004	12/08/23	\$ 8,875	\$ 5,916
Fontana Unified	San Bernardino	Oleander Elementary	57/67710-00-030	12/11/23	\$ 1,241,353	\$ -
Alhambra Unified	Los Angeles	Garfield Elementary	57/75713-00-037	12/12/23	\$ 5,425,980	\$ -

SFP APPLICATIONS

Modernization Acknowledged Applications Received Past Existing Authority as of September 30, 2024

District	County	Site Name	Application Number	50-04 Date Received	Estimated State Grant (a)	Estimated Financial Hardship (b)
Hueneme Elementary	Ventura	Sunkist Elementary	57/72462-00-016	12/13/23	\$ 1,965,916	\$ -
Hueneme Elementary	Ventura	Hollywood Beach Elementary	57/72462-00-017	12/13/23	\$ 714,248	\$ -
West Contra Costa Unified	Contra Costa	Lake Elementary	57/61796-00-056	12/14/23	\$ 3,027,337	\$ -
West Contra Costa Unified	Contra Costa	Hercules High	57/61796-00-057	12/14/23	\$ 2,397,009	\$ -
West Contra Costa Unified	Contra Costa	Hercules Middle	57/61796-00-058	12/14/23	\$ 2,512,365	\$ -
Tehama County Department of Education	Tehama	Gerber Elementary	57/10520-00-001	12/15/23	\$ 130,923	\$ 87,282
Palo Alto Unified	Santa Clara	Palo Verde Elementary	57/69641-00-034	12/20/23	\$ 732,592	\$ -
Palo Alto Unified	Santa Clara	Ellen Fletcher Middle	57/69641-00-035	12/20/23	\$ 1,113,846	\$ -
Colton Joint Unified	San Bernardino	Terrace Hills Middle	57/67686-00-028	12/26/23	\$ 2,877,321	\$ -
Capistrano Unified	Orange	Dana Hills High	57/66464-00-029	01/02/24	\$ 13,307,712	\$ -
Hueneme Elementary	Ventura	Richard Bard Elementary	57/72462-00-018	01/03/24	\$ 992,010	\$ -
Fremont Union High	Santa Clara	Homestead High	57/69468-00-020	01/09/24	\$ 3,071,357	\$ -
Temecula Valley Unified	Riverside	Chaparral High	57/75192-00-023	01/09/24	\$ 5,415,464	\$ -
Murrieta Valley Unified	Riverside	Avaxat Elementary	57/75200-00-013	01/12/24	\$ 633,127	\$ -
Murrieta Valley Unified	Riverside	Alta Murrieta Elementary	57/75200-00-014	01/12/24	\$ 1,139,604	\$ -
Vacaville Unified	Solano	Alamo Elementary	57/70573-00-020	01/15/24	\$ 3,297,274	\$ -
Los Angeles Unified	Los Angeles	Thomas Starr King Middle School Film and Media	57/64733-00-805	01/16/24	\$ 2,366,078	\$ -
Los Angeles Unified	Los Angeles	Alexandria Avenue Elementary	57/64733-00-806	01/16/24	\$ 953,663	\$ -
Delphic Elementary	Siskiyou	Delphic Elementary	57/70227-00-001	01/16/24	\$ 45,645	\$ 30,430
Los Angeles Unified	Los Angeles	Norwood Street Elementary	57/64733-00-807	01/17/24	\$ 4,762,209	\$ -
Middletown Unified	Lake	Coyote Valley Elementary	57/64055-00-004	01/18/24	\$ 1,390,315	\$ -
Waterford Unified	Stanislaus	Richard M. Moon Primary	57/75572-00-007	01/19/24	\$ 4,013,253	\$ -
Flournoy Union Elementary	Tehama	Flournoy Elementary	57/71530-00-001	01/22/24	\$ 41,763	\$ 27,842
Fresno Unified	Fresno	Addams Elementary	57/62166-00-151	01/25/24	\$ 1,505,136	\$ -
Newman-Crows Landing Unified	Stanislaus	Orestimba High	57/73601-00-005	01/25/24	\$ 1,432,425	\$ -
Los Angeles Unified	Los Angeles	Annandale Elementary	57/64733-00-808	01/26/24	\$ 1,473,555	\$ -
Fremont Unified	Alameda	William Hopkins Junior High	57/61176-00-057	01/29/24	\$ 1,017,944	\$ -
Chula Vista Elementary	San Diego	Allen (Ella B.) Elementary	57/68023-00-021	01/30/24	\$ 3,190,075	\$ -
Chula Vista Elementary	San Diego	Vista Square Elementary	57/68023-00-022	01/30/24	\$ 2,233,053	\$ -
Mammoth Unified	Mono	Mammoth High	57/73692-00-003	01/31/24	\$ 321,989	\$ -
Red Bluff Union Elementary	Tehama	Vista Preparatory Academy	57/71621-00-006	02/01/24	\$ 4,316,865	\$ -
Red Bluff Union Elementary	Tehama	William M. Metteer Elementary	57/71621-00-007	02/01/24	\$ 3,220,508	\$ -
Red Bluff Union Elementary	Tehama	Jackson Heights Elementary	57/71621-00-008	02/01/24	\$ 3,358,217	\$ -
Washington Unified	Fresno	West Fresno Elementary	57/76778-00-005	02/01/24	\$ 1,068,504	\$ -
Los Angeles Unified	Los Angeles	Emerson (Ralph Waldo) Junior M	57/64733-21-039	02/05/24	\$ 641,170	\$ -
Snowline Joint Unified	San Bernardino	Phelan Elementary	57/73957-00-005	02/05/24	\$ 6,658,638	\$ -
Alhambra Unified	Los Angeles	Mark Keppel High	57/75713-00-038	02/05/24	\$ 3,759,536	\$ -
Alhambra Unified	Los Angeles	Alhambra High	57/75713-00-039	02/05/24	\$ 13,898,152	\$ -
Le Grand Union Elementary	Merced	Le Grand Elementary	57/65722-00-003	02/06/24	\$ 391,338	\$ 260,892
Hayward Unified	Alameda	Fairview Elementary	57/61192-00-010	02/07/24	\$ 3,374,810	\$ -
Hayward Unified	Alameda	Glassbrook Elementary	57/61192-00-011	02/07/24	\$ 3,024,191	\$ -
Hayward Unified	Alameda	Martin Luther King, Jr. Middle	57/61192-00-012	02/07/24	\$ 4,514,850	\$ -
Hayward Unified	Alameda	Tyrrell Elementary	57/61192-00-013	02/07/24	\$ 3,639,030	\$ -

SFP APPLICATIONS

Modernization Acknowledged Applications Received Past Existing Authority as of September 30, 2024

District	County	Site Name	Application Number	50-04 Date Received	Estimated State Grant (a)	Estimated Financial Hardship (b)
Hayward Unified	Alameda	Park Elementary	57/61192-00-014	02/07/24	\$ 3,151,794	\$ -
Hayward Unified	Alameda	Hayward High	57/61192-00-015	02/07/24	\$ 15,819,567	\$ -
Hayward Unified	Alameda	Tennyson High	57/61192-00-016	02/07/24	\$ 12,937,708	\$ -
Hayward Unified	Alameda	Eldridge Elementary	57/61192-00-017	02/07/24	\$ 1,807,505	\$ -
Hayward Unified	Alameda	Cesar Chavez Middle	57/61192-00-018	02/07/24	\$ 3,246,511	\$ -
Hayward Unified	Alameda	Southgate Elementary	57/61192-00-019	02/07/24	\$ 3,898,272	\$ -
Hayward Unified	Alameda	Eden Gardens Elementary	57/61192-00-020	02/07/24	\$ 3,068,852	\$ -
Hayward Unified	Alameda	Ruus Elementary	57/61192-00-021	02/07/24	\$ 2,418,077	\$ -
Hayward Unified	Alameda	Schafer Park Elementary	57/61192-00-022	02/07/24	\$ 4,096,056	\$ -
Los Angeles Unified	Los Angeles	San Gabriel Avenue Elementary	57/64733-00-809	02/07/24	\$ 1,587,781	\$ -
Anderson Valley Unified	Mendocino	Anderson Valley Junior-Senior High	57/65540-00-005	02/07/24	\$ 600,372	\$ -
Hayward Unified	Alameda	Brenkwitz High	57/61192-00-007	02/08/24	\$ 1,547,920	\$ -
Hayward Unified	Alameda	Burbank Elementary	57/61192-00-008	02/08/24	\$ 3,416,845	\$ -
Hayward Unified	Alameda	East Avenue Elementary	57/61192-00-009	02/08/24	\$ 1,807,505	\$ -
Los Angeles Unified	Los Angeles	Erwin Elementary	57/64733-00-810	02/08/24	\$ 2,990,311	\$ -
Los Angeles Unified	Los Angeles	Charles Leroy Lowman Special Education	57/64733-00-811	02/08/24	\$ 1,917,876	\$ -
Castle Rock Union Elementary	Shasta	Castle Rock Elementary	57/69922-00-002	02/08/24	\$ 75,539	\$ 50,359
Visalia Unified	Tulare	Redwood High	57/72256-00-039	02/08/24	\$ 5,255,670	\$ -
Campbell Union High	Santa Clara	Westmont High	57/69401-00-027	02/09/24	\$ 965,178	\$ -
Lynwood Unified	Los Angeles	Washington Elementary	57/64774-00-022	02/14/24	\$ 1,721,061	\$ -
Wilsona Elementary	Los Angeles	Vista San Gabriel Elementary	57/65151-00-003	02/15/24	\$ 4,656,489	\$ -
Tulare City	Tulare	Maple Elementary	57/72231-00-008	02/15/24	\$ 987,711	\$ -
Fontana Unified	San Bernardino	Palmetto Elementary	57/67710-00-031	02/21/24	\$ 1,548,431	\$ -
El Rancho Unified	Los Angeles	Birney Tech Academy	57/64527-00-022	02/23/24	\$ 225,131	\$ -
Saddleback Valley Unified	Orange	Robinson Elementary	57/73635-00-044	02/23/24	\$ 6,088,356	\$ -
Vacaville Unified	Solano	Sierra Vista Elementary	57/70573-00-021	02/27/24	\$ 1,212,050	\$ -
Pittsburg Unified	Contra Costa	Parkside Elementary	57/61788-00-015	03/04/24	\$ 3,885,927	\$ -
Pittsburg Unified	Contra Costa	Pittsburg Senior High	57/61788-00-016	03/04/24	\$ 39,357,439	\$ -
Yreka Union High	Siskiyou	Yreka High	57/70516-00-005	03/05/24	\$ 3,496,268	\$ -
Tulare City	Tulare	Garden Elementary	57/72231-00-009	03/06/24	\$ 1,020,315	\$ -
Saint Helena Unified	Napa	Saint Helena Primary	57/66290-00-005	03/07/24	\$ 537,701	\$ -
Val Verde Unified	Riverside	Mead Valley Elementary	57/75242-00-016	03/12/24	\$ 557,508	\$ -
Val Verde Unified	Riverside	Tomas Rivera Middle	57/75242-00-017	03/12/24	\$ 1,373,397	\$ -
San Bernardino City Unified	San Bernardino	Sierra High	57/67876-00-123	03/13/24	\$ 4,096,904	\$ -
Sausalito Marin City	Marin	Martin Luther King, Jr., Academy	57/65474-00-002	03/14/24	\$ 988,217	\$ -
Albany City Unified	Alameda	Cornell Elementary	57/61127-00-008	03/15/24	\$ 1,734,546	\$ -
Wilsona Elementary	Los Angeles	Challenger Middle	57/65151-00-004	03/20/24	\$ 6,682,198	\$ -
Moreno Valley Unified	Riverside	Canyon Springs High	57/67124-00-033	03/21/24	\$ 7,131,205	\$ -
New Haven Unified	Alameda	Hillview Crest Elementary	57/61242-00-010	03/22/24	\$ 2,934,869	\$ -
Palm Springs Unified	Riverside	Nellie N. Coffman Middle	57/67173-00-015	03/22/24	\$ 1,767,322	\$ -
Manteca Unified	San Joaquin	Neil Hafley Elementary	57/68593-00-017	03/25/24	\$ 921,677	\$ -
El Monte Union High	Los Angeles	El Monte High	57/64519-00-006	03/26/24	\$ 3,503,780	\$ -
Lawndale Elementary	Los Angeles	Will Rogers Middle	57/64691-00-018	03/26/24	\$ 3,504,719	\$ -

SFP APPLICATIONS

Modernization Acknowledged Applications Received Past Existing Authority as of September 30, 2024

District	County	Site Name	Application Number	50-04 Date Received	Estimated State Grant (a)	Estimated Financial Hardship (b)
Hemet Unified	Riverside	West Valley High	57/67082-00-015	03/27/24	\$ 1,077,493	\$ -
Hemet Unified	Riverside	Hemet High	57/67082-00-016	03/27/24	\$ 3,553,024	\$ -
Greenfield Union	Kern	Greenfield Middle	57/63503-00-012	03/28/24	\$ 2,673,425	\$ 1,782,283
Jefferson Union High	San Mateo	Oceana High	57/68924-00-010	03/28/24	\$ 374,506	\$ -
Napa Valley Unified	Napa	American Canyon Middle	57/66266-00-044	03/29/24	\$ 4,071,676	\$ -
Folsom-Cordova Unified	Sacramento	Folsom Middle	57/67330-21-010	04/01/24	\$ 9,915,860	\$ -
Kings County Office of Education	Kings	Lincoln Elementary	57/10165-00-004	04/02/24	\$ 80,380	\$ 53,587
Saugus Union	Los Angeles	Cedarcreek Elementary	57/64998-00-015	04/02/24	\$ 1,633,732	\$ -
Ducor Union Elementary	Tulare	Ducor Union Elementary	57/71894-00-002	04/02/24	\$ 223,634	\$ 149,089
Konocti Unified	Lake	Obsidian Middle	57/64022-00-018	04/05/24	\$ 873,339	\$ -
Acalanes Union High	Contra Costa	Las Lomas High	57/61630-00-008	04/08/24	\$ 2,661,903	\$ -
Acalanes Union High	Contra Costa	Miramonte High	57/61630-00-009	04/08/24	\$ 1,459,851	\$ -
Kings County Office of Education	Kings	Armona Elementary	57/10165-00-005	04/09/24	\$ 22,966	\$ 15,310
Lynwood Unified	Los Angeles	Lindbergh Elementary	57/64774-00-023	04/11/24	\$ 1,409,398	\$ -
Long Beach Unified	Los Angeles	Avalon K-12	57/64725-00-058	04/12/24	\$ 3,601,143	\$ -
Saint Helena Unified	Napa	Robert Louis Stevenson Intermediate	57/66290-00-006	04/12/24	\$ 3,329,611	\$ -
Semitropic Elementary	Kern	Semitropic Elementary	57/63768-00-002	04/15/24	\$ 30,058	\$ 20,039
Beverly Hills Unified	Los Angeles	Beverly Vista Middle	57/64311-00-010	04/15/24	\$ 3,508,908	\$ -
Anaheim Union High	Orange	Western High	57/66431-07-003	04/15/24	\$ 5,170,035	\$ -
Manteca Unified	San Joaquin	Sierra High	57/68593-00-018	04/15/24	\$ 875,945	\$ -
Manteca Unified	San Joaquin	McParland (George) Elementary	57/68593-00-019	04/16/24	\$ 6,438,816	\$ -
Hayward Unified	Alameda	Bret Harte Middle	57/61192-00-023	04/17/24	\$ 3,670,848	\$ -
Hayward Unified	Alameda	Longwood Elementary	57/61192-00-024	04/17/24	\$ 3,394,240	\$ -
Hayward Unified	Alameda	Palma Ceia Elementary	57/61192-00-025	04/17/24	\$ 3,056,092	\$ -
Durham Unified	Butte	Durham Intermediate	57/61432-00-003	04/17/24	\$ 2,079,663	\$ -
El Monte Union High	Los Angeles	Mountain View High	57/64519-00-007	04/17/24	\$ 1,667,215	\$ -
Novato Unified	Marin	Hamilton Meadow Park Elementary	57/65417-00-033	04/17/24	\$ 1,633,447	\$ -
Novato Unified	Marin	San Marin High	57/65417-00-034	04/17/24	\$ 835,534	\$ -
Parlier Unified	Fresno	Parlier High	57/62364-00-013	04/18/24	\$ 6,572,710	\$ -
Gridley Unified	Butte	Gridley High	57/75507-00-006	04/18/24	\$ 4,476,843	\$ -
Saugus Union	Los Angeles	Plum Canyon Elementary	57/64998-00-016	04/23/24	\$ 5,416,747	\$ -
French Gulch-Whiskeytown Elementary	Shasta	French Gulch-Whiskeytown Elementary	57/69997-00-001	04/25/24	\$ 240,064	\$ -
Folsom-Cordova Unified	Sacramento	Gold Ridge Elementary	57/67330-00-012	04/29/24	\$ 3,877,955	\$ -
Forestville Union Elementary	Sonoma	Forestville Elementary	57/70680-00-002	04/30/24	\$ 1,510,556	\$ -
Duarte Unified	Los Angeles	Duarte High	57/64469-00-016	05/01/24	\$ 3,157,570	\$ -
Simi Valley Unified	Ventura	Santa Susana High	57/72603-00-037	05/02/24	\$ 6,045,235	\$ -
El Monte Union High	Los Angeles	El Monte High	57/64519-00-008	05/06/24	\$ 3,093,022	\$ -
Jefferson Union High	San Mateo	Jefferson High	57/68924-00-011	05/06/24	\$ 8,040,163	\$ -
Jefferson Union High	San Mateo	Terra Nova High	57/68924-00-012	05/06/24	\$ 3,046,798	\$ -
Hueneme Elementary	Ventura	Hueneme Elementary	57/72462-00-019	05/06/24	\$ 3,277,648	\$ -
Hueneme Elementary	Ventura	Sunkist Elementary	57/72462-00-020	05/06/24	\$ 745,494	\$ -
Roseville Joint Union High	Placer	Oakmont High	57/66928-00-009	05/08/24	\$ 1,267,795	\$ -
Roseville Joint Union High	Placer	Woodcreek High	57/66928-00-010	05/08/24	\$ 1,545,649	\$ -

SFP APPLICATIONS

Modernization Acknowledged Applications Received Past Existing Authority as of September 30, 2024

District	County	Site Name	Application Number	50-04 Date Received	Estimated State Grant (a)	Estimated Financial Hardship (b)
Chino Valley Unified	San Bernardino	Hidden Trails Elementary	57/67678-00-038	05/08/24	\$ 784,814	\$ -
Pomona Unified	Los Angeles	La Verne Science and Technology Charter	57/64907-00-054	05/10/24	\$ 1,497,730	\$ -
Pacific Elementary	Santa Cruz	Pacific Elementary	57/69781-00-001	05/10/24	\$ 1,354,324	\$ 902,883
William S. Hart Union High	Los Angeles	William S. Hart High	57/65136-00-014	05/13/24	\$ 3,834,269	\$ -
William S. Hart Union High	Los Angeles	Saugus High	57/65136-00-015	05/13/24	\$ 1,482,891	\$ -
San Juan Unified	Sacramento	Mariemont Elementary	57/67447-00-088	05/13/24	\$ 3,770,648	\$ -
San Juan Unified	Sacramento	Sierra Oaks K-8	57/67447-00-089	05/13/24	\$ 1,726,825	\$ -
Cutler-Orosi Joint Unified	Tulare	Orosi High	57/71860-00-014	05/13/24	\$ 5,045,443	\$ 3,363,629
Middletown Unified	Lake	Middletown High	57/64055-00-005	05/14/24	\$ 743,650	\$ -
Pomona Unified	Los Angeles	Emerson Middle	57/64907-00-055	05/16/24	\$ 1,763,835	\$ -
Greenfield Union	Kern	Leon H. Ollivier Middle	57/63503-00-013	05/17/24	\$ 3,769,899	\$ -
Manteca Unified	San Joaquin	New Haven Elementary	57/68593-00-020	05/20/24	\$ 786,049	\$ -
Manteca Unified	San Joaquin	East Union High	57/68593-00-021	05/20/24	\$ 8,104,373	\$ -
William S. Hart Union High	Los Angeles	Valencia High	57/65136-00-016	05/21/24	\$ 3,109,605	\$ -
Lemon Grove	San Diego	San Miguel Elementary	57/68205-00-011	05/21/24	\$ 1,187,773	\$ -
Manteca Unified	San Joaquin	Nile Garden Elementary	57/68593-00-022	05/21/24	\$ 5,076,021	\$ -
Fontana Unified	San Bernardino	West Randall Elementary	57/67710-00-032	05/22/24	\$ 1,484,436	\$ -
Fallbrook Union High	San Diego	Fallbrook High	57/68122-00-004	05/22/24	\$ 16,521,287	\$ -
Pond Union Elementary	Kern	Pond Elementary	57/63719-00-001	05/23/24	\$ 262,227	\$ 174,818
Los Angeles Unified	Los Angeles	Abraham Lincoln Senior High	57/64733-08-009	05/24/24	\$ 5,034,667	\$ -
Mill Valley Elementary	Marin	Edna Maguire Elementary	57/65391-00-011	05/28/24	\$ 926,360	\$ -
Palm Springs Unified	Riverside	Desert Learning Academy	57/67173-00-016	05/28/24	\$ 3,414,378	\$ -
Simi Valley Unified	Ventura	Simi Valley High	57/72603-00-038	05/28/24	\$ 3,748,046	\$ -
Vineland Elementary	Kern	Vineland Elementary	57/63834-00-003	05/29/24	\$ 311,060	\$ 207,373
Vineland Elementary	Kern	Sunset	57/63834-00-004	05/29/24	\$ 296,228	\$ 197,485
Downey Unified	Los Angeles	Doty (Wendy Lopour) Middle	57/64451-00-041	05/29/24	\$ 1,095,892	\$ -
Lynwood Unified	Los Angeles	Lynwood High	57/64774-00-024	05/29/24	\$ 3,260,471	\$ -
Forestville Union Elementary	Sonoma	Forestville Elementary	57/70680-00-003	05/29/24	\$ 2,518,003	\$ -
Piner-Olivet Union Elementary	Sonoma	Olivet Elementary	57/70870-00-005	05/29/24	\$ 802,069	\$ -
Sundale Union Elementary	Tulare	Sundale Elementary	57/72173-00-003	05/29/24	\$ 234,308	\$ 156,205
Elk Grove Unified	Sacramento	James Rutter Middle	57/67314-00-041	05/30/24	\$ 1,255,601	\$ -
Los Nietos	Los Angeles	Aeolian Elementary	57/64758-00-011	05/31/24	\$ 6,393,454	\$ -
Elk Grove Unified	Sacramento	Pleasant Grove Elementary	57/67314-00-042	06/03/24	\$ 978,830	\$ -
Perris Elementary	Riverside	Perris Elementary	57/67199-00-006	06/04/24	\$ 5,272,533	\$ -
Elk Grove Unified	Sacramento	Isabelle Jackson Elementary	57/67314-00-043	06/05/24	\$ 2,480,163	\$ -
Lompoc Unified	Santa Barbara	Manzanita Public Charter	57/69229-00-017	06/05/24	\$ 1,855,767	\$ -
Long Beach Unified	Los Angeles	Gompers Elementary	57/64725-00-059	06/07/24	\$ 5,768,462	\$ -
Long Beach Unified	Los Angeles	Stanford Middle	57/64725-00-060	06/11/24	\$ 1,870,286	\$ -
Pomona Unified	Los Angeles	Ganesha High	57/64907-00-056	06/12/24	\$ 3,424,380	\$ -
San Bruno Park Elementary	San Mateo	Allen (Decima M.) Elementary	57/69013-00-009	06/12/24	\$ 4,211,221	\$ -
Vacaville Unified	Solano	Jean Callison Elementary	57/70573-00-022	06/13/24	\$ 1,537,616	\$ -
Vacaville Unified	Solano	Browns Valley Elementary	57/70573-00-023	06/13/24	\$ 1,515,009	\$ -
Vacaville Unified	Solano	Cooper Elementary	57/70573-00-024	06/13/24	\$ 1,268,706	\$ -

SFP APPLICATIONS

Modernization Acknowledged Applications Received Past Existing Authority as of September 30, 2024

District	County	Site Name	Application Number	50-04 Date Received	Estimated State Grant (a)	Estimated Financial Hardship (b)
Santa Rosa Elementary	Sonoma	Luther Burbank Elementary	57/70912-00-013	06/13/24	\$ 2,079,903	\$ -
Calistoga Joint Unified	Napa	Calistoga Elementary	57/66241-00-004	06/20/24	\$ 1,561,034	\$ -
Anaheim Union High	Orange	Western High	57/66431-07-004	06/20/24	\$ 5,742,973	\$ -
Los Angeles Unified	Los Angeles	Thirty-Second Street USC Performing Arts	57/64733-00-812	06/24/24	\$ 689,422	\$ -
Los Angeles Unified	Los Angeles	Cienega Elementary	57/64733-00-813	06/24/24	\$ 2,801,053	\$ -
Los Angeles Unified	Los Angeles	John Marshall Senior High	57/64733-12-013	06/24/24	\$ 8,447,399	\$ -
Pomona Unified	Los Angeles	Kingsley Elementary	57/64907-00-057	06/24/24	\$ 713,214	\$ -
Pomona Unified	Los Angeles	Alcott Elementary	57/64907-00-058	06/24/24	\$ 1,240,321	\$ -
Pomona Unified	Los Angeles	Kellogg Polytechnic Elementary	57/64907-00-059	06/24/24	\$ 1,518,633	\$ -
Pomona Unified	Los Angeles	Harrison Elementary	57/64907-00-060	06/24/24	\$ 2,140,524	\$ -
Pomona Unified	Los Angeles	Philadelphia Elementary	57/64907-00-061	06/24/24	\$ 813,922	\$ -
Pomona Unified	Los Angeles	Simons Middle	57/64907-00-062	06/24/24	\$ 1,848,017	\$ -
Pomona Unified	Los Angeles	Golden Springs Elementary	57/64907-00-063	06/24/24	\$ 888,951	\$ -
Pomona Unified	Los Angeles	Arroyo Elementary	57/64907-00-065	06/24/24	\$ 780,697	\$ -
Elk Grove Unified	Sacramento	Isabelle Jackson Elementary	57/67314-00-044	06/24/24	\$ 1,868,364	\$ -
Modesto City High	Stanislaus	Thomas Downey High	57/71175-00-004	06/27/24	\$ 2,175,074	\$ -
Hacienda la Puente Unified	Los Angeles	William Workman High	57/73445-00-034	06/27/24	\$ 1,632,759	\$ -
Hacienda la Puente Unified	Los Angeles	Glen A. Wilson High	57/73445-00-035	07/01/24	\$ 2,681,714	\$ -
Saugus Union	Los Angeles	Highlands Elementary	57/64998-00-017	07/02/24	\$ 3,745,954	\$ -
Los Angeles Unified	Los Angeles	Academy for Enriched Sciences	57/64733-00-814	07/03/24	\$ 1,874,241	\$ -
Los Angeles Unified	Los Angeles	Langdon Avenue Elementary	57/64733-00-815	07/08/24	\$ 6,860,282	\$ -
Los Angeles Unified	Los Angeles	Ivanhoe Elementary	57/64733-00-816	07/08/24	\$ 1,944,064	\$ -
Los Angeles Unified	Los Angeles	Harbor City Elementary	57/64733-00-817	07/08/24	\$ 1,915,874	\$ -
San Mateo-Foster City	San Mateo	Foster City Elementary	57/69039-00-014	07/08/24	\$ 4,214,401	\$ -
Vista Unified	San Diego	Bobier Elementary	57/68452-00-017	07/09/24	\$ 3,937,478	\$ -
Roseville Joint Union High	Placer	Granite Bay High	57/66928-00-011	07/10/24	\$ 4,379,725	\$ -
Los Angeles Unified	Los Angeles	Johnnie Cochran Jr. Middle	57/64733-00-818	07/15/24	\$ 2,193,744	\$ -
Los Angeles Unified	Los Angeles	Robert Hill Lane Elementary	57/64733-00-819	07/17/24	\$ 1,679,909	\$ -
Rio Bravo-Greeley Union Elementary	Kern	Rio Bravo-Greeley Elementary	57/73544-00-003	07/18/24	\$ 2,041,912	\$ -
East Whittier City Elementary	Los Angeles	East Whittier Middle	57/64485-00-014	07/22/24	\$ 1,872,627	\$ -
Fremont Unified	Alameda	Centerville Junior High	57/61176-00-058	07/25/24	\$ 8,982,793	\$ -
Fremont Unified	Alameda	Thornton Junior High	57/61176-00-059	07/25/24	\$ 11,164,649	\$ -
San Jacinto Unified	Riverside	San Jacinto Leadership Academy - Magnet	57/67249-00-009	07/25/24	\$ 1,199,898	\$ -
Fontana Unified	San Bernardino	Fontana High	57/67710-00-033	07/26/24	\$ 9,893,532	\$ -
Tamalpais Union High	Marin	Archie Williams High	57/65482-00-006	07/29/24	\$ 2,783,339	\$ -
Tamalpais Union High	Marin	Tamalpais High	57/65482-00-007	07/29/24	\$ 2,057,916	\$ -
Los Angeles Unified	Los Angeles	Bandini Street Elementary	57/64733-00-820	07/31/24	\$ 1,643,219	\$ -
Vallejo City Unified	Solano	Glen Cove Elementary	57/70581-00-030	07/31/24	\$ 3,224,387	\$ -
Vallejo City Unified	Solano	Grace Patterson Elementary	57/70581-00-031	07/31/24	\$ 2,048,028	\$ -
Vallejo City Unified	Solano	Joseph H. Wardlaw Elementary	57/70581-00-032	07/31/24	\$ 5,244,483	\$ -
Vallejo City Unified	Solano	Steffan Manor Elementary	57/70581-00-033	07/31/24	\$ 1,194,843	\$ -
Konocti Unified	Lake	East Lake Elementary	57/64022-00-019	08/01/24	\$ 592,728	\$ -
Standard Elementary	Kern	Highland Elementary	57/63792-00-004	08/05/24	\$ 967,094	\$ -

SFP APPLICATIONS

Modernization Acknowledged Applications Received Past Existing Authority as of September 30, 2024

District	County	Site Name	Application Number	50-04 Date Received	Estimated State Grant (a)	Estimated Financial Hardship (b)
Paradise Unified	Butte	Cedarwood Elementary	57/61531-00-011	08/06/24	\$ 288,465	\$ -
Los Angeles Unified	Los Angeles	Hillside Elementary	57/64733-00-821	08/06/24	\$ 3,084,957	\$ -
San Juan Unified	Sacramento	Arcade Fundamental Middle	57/67447-00-090	08/06/24	\$ 6,434,207	\$ -
Standard Elementary	Kern	Wingland Elementary	57/63792-00-005	08/07/24	\$ 1,414,998	\$ -
Long Beach Unified	Los Angeles	Gant Elementary	57/64725-00-061	08/07/24	\$ 6,868,245	\$ -
Santa Paula Unified	Ventura	Santa Paula High	57/76828-00-007	08/07/24	\$ 9,397,683	\$ -
Los Angeles Unified	Los Angeles	Montara Avenue Elementary	57/64733-00-822	08/08/24	\$ 1,605,657	\$ -
Placerville Union Elementary	El Dorado	Edwin Markham Middle	57/61952-00-004	08/09/24	\$ 243,181	\$ -
Long Beach Unified	Los Angeles	Helen Keller Middle	57/64725-00-062	08/12/24	\$ 487,338	\$ -
Keyes Union	Stanislaus	Barbara Spratling Middle	57/71134-00-003	08/14/24	\$ 922,403	\$ -
Keyes Union	Stanislaus	Keyes Elementary	57/71134-00-004	08/14/24	\$ 1,701,513	\$ -
Pomona Unified	Los Angeles	Ganesha High	57/64907-00-066	08/16/24	\$ 2,810,590	\$ -
Hemet Unified	Riverside	Whittier Elementary	57/67082-00-017	08/16/24	\$ 4,553,992	\$ -
Pleasanton Unified	Alameda	Amador Valley High	57/75101-00-025	08/16/24	\$ 1,815,491	\$ -
Pleasanton Unified	Alameda	Thomas S. Hart Middle	57/75101-00-026	08/16/24	\$ 754,866	\$ -
Grossmont Union High	San Diego	Chaparral High	57/68130-00-040	08/20/24	\$ 280,075	\$ -
Grossmont Union High	San Diego	Helix High	57/68130-00-041	08/20/24	\$ 2,098,020	\$ -
Willows Unified	Glenn	Willows Intermediate	57/62661-00-008	08/21/24	\$ 2,345,432	\$ -
Manteca Unified	San Joaquin	Manteca High	57/68593-00-023	08/22/24	\$ 22,038,683	\$ -
Pleasanton Unified	Alameda	Foothill High	57/75101-00-027	08/22/24	\$ 2,033,494	\$ -
Fresno Unified	Fresno	Del Mar Elementary	57/62166-00-152	08/23/24	\$ 1,384,886	\$ -
Vallecitos Elementary	San Diego	Vallecitos Elementary	57/68437-00-001	08/23/24	\$ 173,627	\$ 115,751
Los Angeles Unified	Los Angeles	Heliotrope Avenue Elementary	57/64733-00-823	08/26/24	\$ 806,160	\$ -
Los Angeles Unified	Los Angeles	Chase Street Elementary	57/64733-00-824	08/26/24	\$ 842,267	\$ -
Greenfield Union Elementary	Monterey	Mary Chapa Academy	57/66035-00-007	08/28/24	\$ 1,860,000	\$ 1,240,000
Los Angeles Unified	Los Angeles	Eagle Rock High	57/64733-00-825	08/29/24	\$ 13,016,714	\$ -
Sweetwater Union High	San Diego	Eastlake High	57/68411-00-053	08/29/24	\$ 9,197,423	\$ -
Simi Valley Unified	Ventura	Royal High	57/72603-00-039	08/29/24	\$ 1,172,443	\$ -
Woodland Joint Unified	Yolo	Beamer Elementary	57/72710-00-017	08/29/24	\$ 873,886	\$ -
Woodland Joint Unified	Yolo	Cache Creek High	57/72710-00-018	08/29/24	\$ 1,491,096	\$ -
Woodland Joint Unified	Yolo	Dingle Elementary	57/72710-00-019	08/29/24	\$ 1,118,839	\$ -
Woodland Joint Unified	Yolo	Woodland Prairie Elementary	57/72710-00-020	08/29/24	\$ 2,379,796	\$ -
Grossmont Union High	San Diego	Granite Hills High	57/68130-00-042	08/30/24	\$ 310,348	\$ -
Placerville Union Elementary	El Dorado	Louisiana Schnell Elementary	57/61952-00-005	09/04/24	\$ 544,482	\$ -
Woodland Joint Unified	Yolo	Plainfield Elementary	57/72710-00-021	09/04/24	\$ 369,239	\$ -
Dixon Unified	Solano	Anderson (Linford L.) Elementary	57/70532-00-006	09/05/24	\$ 4,707,886	\$ -
Hacienda la Puente Unified	Los Angeles	Los Altos High	57/73445-00-036	09/05/24	\$ 5,295,626	\$ -
El Rancho Unified	Los Angeles	Durfee Elementary	57/64527-00-023	09/06/24	\$ 1,313,415	\$ -
El Rancho Unified	Los Angeles	South Ranchito Dual Language Academy	57/64527-00-024	09/06/24	\$ 1,112,755	\$ -
El Rancho Unified	Los Angeles	Rivera Elementary	57/64527-00-025	09/06/24	\$ 753,699	\$ -
Merced Union High	Merced	Golden Valley High	57/65789-00-012	09/11/24	\$ 3,459,983	\$ -
Elk Grove Unified	Sacramento	Samuel Jackman Middle	57/67314-00-045	09/13/24	\$ 2,517,320	\$ -
Elk Grove Unified	Sacramento	Prairie Elementary	57/67314-00-046	09/13/24	\$ 2,371,975	\$ -

SFP APPLICATIONS

Modernization Acknowledged Applications Received Past Existing Authority as of September 30, 2024

District	County	Site Name	Application Number	50-04 Date Received	Estimated State Grant (a)	Estimated Financial Hardship (b)
Los Angeles Unified	Los Angeles	Betty Plasencia Elementary	57/64733-11-017	09/17/24	\$ 6,516,759	\$ -
Los Angeles Unified	Los Angeles	Barton Hill Elementary	57/64733-00-827	09/18/24	\$ 768,590	\$ -
Monterey Peninsula Unified	Monterey	Marina Vista Elementary	57/66092-00-046	09/18/24	\$ 636,606	\$ -
Los Angeles Unified	Los Angeles	Patrick Henry Middle	57/64733-00-828	09/20/24	\$ 4,340,766	\$ -
Mount Pleasant Elementary	Santa Clara	Mt. Pleasant Elementary	57/69617-00-001	09/23/24	\$ 3,829,286	\$ -
Valley Home Joint Elementary	Stanislaus	Valley Home Elementary	57/71324-00-001	09/24/24	\$ 307,978	\$ 205,319
Anaheim Union High	Orange	South Junior High	57/66431-02-001	09/25/24	\$ 1,898,130	\$ -
Modesto City Elementary	Stanislaus	La Loma Junior High	57/71167-00-008	09/25/24	\$ 1,554,310	\$ -
Dublin Unified	Alameda	Frederiksen Elementary	57/75093-00-017	09/25/24	\$ 939,170	\$ -
Fountain Valley Elementary	Orange	Fulton (Harry C.) Middle	57/66498-00-023	09/26/24	\$ 821,918	\$ -
Fountain Valley Elementary	Orange	Gisler (Robert) Elementary	57/66498-00-024	09/26/24	\$ 612,487	\$ -
Fountain Valley Elementary	Orange	Masuda (Kazuo) Middle	57/66498-00-025	09/26/24	\$ 352,667	\$ -
Fountain Valley Elementary	Orange	Tamura (Hisamatsu) Elementary	57/66498-00-026	09/26/24	\$ 656,570	\$ -
Washington Colony Elementary	Fresno	Washington Colony Elementary	57/62513-00-002	09/27/24	\$ 1,587,778	\$ 1,058,519
					\$ 2,560,438,527	\$ 26,051,236
					<b>\$ 2,586,489,762</b>	



**INFORMATION ITEM**

**FACILITY HARDSHIP/REHABILITATION APPROVALS WITHOUT FUNDING**

**As of September 25, 2024**

**FACILITY HARDSHIP/REHABILITATION CONCEPTUAL AND DESIGN APPROVALS**

As of the September 25, 2024 State Allocation Board Meeting

**FACILITY HARDSHIP - CONCEPTUAL APPROVAL**

<i>School District</i>	<i>County</i>	<i>Program</i>	<i>Application Number</i>	<i>School Site Name</i>	<i>SAB Approval Date</i>	<i>Funding Application Due Date</i>	<i>Estimated State Grant</i>
Mountain Empire Unified	San Diego	Facility Hardship	51/68213-00-001*	Mountain Empire High	12/4/2023	Not Applicable*	\$ 14,390,122
<b>Estimated Total Need (State Share)</b>							\$ 14,390,122

**REHABILITATION - DESIGN APPROVAL**

<i>School District</i>	<i>County</i>	<i>Program</i>	<i>Application Number</i>	<i>School Site Name</i>	<i>SAB Approval Date</i>	<i>Funding Application Due Date</i>	<i>Estimated State Grant</i>
Shiloh Elementary	Stanislaus	Facility Hardship	58/71274-00-002**	Shiloh Elementary	6/26/2024	12/26/2025	\$ 901,985
Delphic Elementary	Siskiyou	Facility Hardship	58/70227-00-001**	Delphic Elementary	9/25/2024	3/25/2026	\$ 1,145,853
<b>Estimated Total Need (State Share)</b>							\$ 2,047,838

<b>Facility Hardship and Rehabilitation Estimated Total Need (State Share)</b>							\$ 16,437,960
--------------------------------------------------------------------------------	--	--	--	--	--	--	---------------

\*This project has received conceptual approval from the State Allocation Board pursuant to SFP Regulation Section 1859.82.3. The District is not subject to a timeline to submit a funding request corresponding to this project. Conceptual approval does not reserve Bond Authority.

\*\*This project has received approval for design funding which is included in the Estimated State Grant amount.

## **Section 1859.81. Financial Hardship.**

Except for Joint-Use Projects and Career Technical Education Facilities Projects, a district is eligible for financial hardship to fund all or a portion of its matching share requirement after demonstrating the requirements of (a), (c), and (d) below:

(a) The district is financially unable to provide all necessary matching funds for an eligible project. To determine this, an analysis shall be made of the district's financial records by the OPSC including data and records maintained by the CDE and the County Office of Education. The analysis shall consist of a review of the district's latest Independent Audit regarding funds available from all capital facility accounts, including, but not limited to, developer fees, funds generated from capital facility certificates of participation, federal grants, redevelopment funds, sale proceeds from surplus property, the appraised value of facilities approved for replacement pursuant to Section 1859.82, bond funds either encumbered, unencumbered or authorized but unsold, and savings from other SFP projects. All funds thus identified that have not been expended or encumbered by a contractual agreement for a specific capital outlay purpose prior to the initial request for financial hardship status shall be deemed available as a matching contribution.

After the initial request for financial hardship status is granted, no further encumbrances will be approved by the OPSC and all prospective revenue made available to the district's capital facility accounts shall be deemed available as matching contribution on the subsequent financial hardship review, with the exception of:

- (1) Approved interim housing expenditures.
- (2) Funding to pay for previously recognized multi-year encumbrances approved at the initial financial hardship approval.
- (3) Funding that is transferred into a Special Reserve Fund and is used for the express purpose of the Federal Renovation Program when the amount expended out of that fund does not exceed the maximum Federal Renovation Grant amount.
- (4) Funding that is transferred into a Special Reserve Fund and is used for the express purpose of the School Facilities Needs Assessment Grant Program or Emergency Repair Program when the amount expended out of that fund does not exceed the maximum grant amount apportioned.
- (5) Funding that is transferred into a Special Reserve Fund and is used for the express purpose of the Career Technical Education Facilities Program when the amount expended out of that fund does not exceed the applicant's share of the maximum grant amount apportioned.
- (6) Funding that is transferred into a Special Reserve Fund and used for the express purpose of the Overcrowding Relief Grant when the amount expended out of that fund does not exceed the amount of the site acquisition and design costs of the project and the district has submitted an approved Form SAB 50-11.
- (7) Funding that is used for the express purpose of reimbursing the State a proportionate share of financial hardship received when there has been a transfer of a special education program and title to the facility. In addition, the funding was used within five years of the title transfer.
- (8) Funding to pay for obtaining a structural report pursuant to Section 1859.82.2 for an approvable and funded seismic mitigation project.
- (9) All other capital facility funding for a period of three years when no subsequent financial hardship request is made during this period, with the exception of the funding identified in (6). The three-year period begins with the date of the most recent financial hardship new construction or modernization adjusted grant funding apportionment.

When Overcrowding Relief Grant funding is set aside pursuant to (6) and the School District has not submitted, or the OPSC has not accepted, a Form SAB 50-04 for an Overcrowding Relief Grant within three years from the date of deposit into the Special Reserve Fund, or the School District has not met the requirements in Sections 1859.90 or 1859.105, remaining funds plus interest accrued at the Pooled Money Investment Board rate at that time period shall be deemed available as matching contribution on a subsequent financial hardship project or be captured through an audit adjustment pursuant to Section 1859.106.

The financial hardship analysis is subject to approval by the Board.

(b) From the funds deemed available as a matching contribution, the district may retain \$19,776 per classroom in each enrollment reporting period for the cost to provide interim housing for the currently unhoused pupils of the district. The amount shown shall be adjusted annually in the manner prescribed in Section 1859.71. The number of classrooms needed for interim housing for the currently unhoused pupils shall be the sum of the positive numbers determined in (b)(7) as follows:

(1) Determine the current enrollment of the district by grade level as shown on the latest Form SAB 50-01.

(2) Determine the New Construction Grants apportioned by grade level for all SFP projects and LPP funded under the provisions of Sections 1859.12 or 1859.13 where the district has submitted Form SAB 50-06 indicating that the project is 100 percent complete.

(3) Subtract (b)(2) from (b)(1).

(4) Determine the number of classrooms by grade level reported in Part 1, Line 8 on Form SAB 50-02.

(5) Multiply the classrooms determined in (b)(4) by 25 for K-6, 27 for 7-12, 13 for Non-Severe and 9 for Severe.

(6) Subtract the product determined in (b)(5) from the difference determined in (b)(3) by grade level.

(7) Divide the difference by grade level determined in (b)(6) by 25 for K-6, 27 for 7-12, 13 for Non-Severe and 9 for Severe and round up to the nearest whole number.

From the funds deemed available as a matching contribution, the district may also retain \$19,776 per portable toilet unit in each reporting period for the cost to provide necessary interim toilet facilities for the currently unhoused pupils of the district. The amount shown shall be adjusted annually in the manner prescribed in Section 1859.71. The number of toilet facilities needed for interim housing shall be the sum of the positive numbers determined in (b)(7) divided by eight rounded up to the nearest whole number.

From the funds deemed available as a matching contribution, the district may also retain \$19,776 per classroom in each reporting period for the cost to provide necessary interim housing for the currently unhoused pupils displaced as a result of a SAB approved seismic mitigation project pursuant to Section 1859.82.2. The amount shown shall be adjusted annually in the manner prescribed in Section 1859.71. The number of classrooms needed for interim housing shall be the quotient of the displaced pupils by 25 for K-6, 27 for 7-12, 13 for Non-Severe and 9 for Severe and round up to the nearest whole number.

If the district's available funds, as determined by the OPSC analysis less costs for interim housing, is less than its matching share, the district will be deemed to have met the requirements of this Subsection.

(c) The district has made all reasonable efforts to fund its matching share of the project by demonstrating it is levying the developer fee justified under law or an alternative revenue source equal to or greater than the developer fee otherwise justified under law at the time of request for hardship and the district meets at least one of the following:

(1) The current outstanding bonded indebtedness of the district issued for the purpose of constructing school facilities in accordance with Education Code Section 17072.35 or 17074.25 as appropriate, at the time of request for financial hardship status, is at least 60 percent of the district's total bonding capacity. Outstanding bonded indebtedness includes that part of general obligation bonds, Mello-Roos Bonds, School Facility Improvement District Bonds and certificates of participation which the district is paying a debt service that was issued for capital outlay school facility purposes.

(2) The district had a successful registered voter bond election for at least the maximum amount allowed under Proposition 39 within the previous two years from the date of request for financial hardship status. The proceeds from the bond election that represent the maximum amount allowed under the provisions of Proposition 39 must be used to fund the district's matching share requirement for SFP project(s).

(3) It is a County Superintendent of Schools.

(4) The district's total bonding capacity at the time of the request for financial hardship status is \$5 million or less.

(5) Other evidence of reasonable effort as approved by the SAB.

If the district's request for financial hardship status is denied by the Board, the district may be deemed eligible for rental payments of \$2,000 per year per classroom under the Emergency School Classroom Law of 1979 for a two year period when relocatable classroom buildings are available and the district provides financial documentation that it is unable to afford the full rental amount and any other information satisfactory to the Board that the rental reduction is necessary. The number of classrooms eligible for the \$2,000 rental payments shall be the sum of the numbers determined in (c)(5)(B) as follows:

(A) Determine the number of pupils by grade level that the district requested a New Construction Grant on the Form SAB 50-04 that were denied financial hardship status.

(B) Divide the number by grade level determined in (c)(5)(A) by 25 for K-6, 27 for 7-12, 13 for Non-Severe and 9 for Severe and round up to the nearest whole number.

(d) The district has not signed a contract for acquisition or construction of classrooms that replace existing facility(ies), which were included in the determination of the district's new construction eligibility pursuant to Education Code Section 17071.75, in a locally funded project during the five-year period immediately preceding the district's application for financial hardship assistance. This restriction may be lifted if the Board finds that unforeseen and extenuating circumstances existed that required the district to use local funds to replace the facility(ies).

(e) If the district meets the financial hardship requirements in this Section, the amount of financial hardship is equal to the district's matching share less funds deemed available in (a).

(1) Once a district has been notified by OPSC that it meets the requirements of financial hardship in this Section, the district may file Form SAB 50-04 under the

provisions of financial hardship anytime within a period of 180 calendar days from the date of the OPSC notification.

(2) If the district does not submit Form SAB 50-04 under the provisions of financial hardship within 180 calendar days of the OPSC notification of approval of financial hardship status, the district must re-qualify for financial hardship status under the provisions of this Section by submittal of a new request for financial hardship status.

(3) If the project(s) has been included on an unfunded list for more than 180 calendar days, a review of the district's funds pursuant to (a) will be made to determine if additional district funds are available to fund the district's matching share of the project(s).

Financial hardship approval status by the OPSC for a separate design and/or site apportionment does not apply to any subsequent funding for the project(s).

(f) If the district submits Form SAB 50-04 within 180 calendar days of the OPSC notification of approval of financial hardship and the project(s) has been included on the "Unfunded List (Lack of AB 55 Loans)" for more than 180 calendar days as a result of the State of California's inability to provide interim financing from the Pooled Money Investment Account (AB 55 loans), the Board may suspend the unfunded review requirement as defined in Regulation Section 1859.81(e). Projects added to any other unfunded list shall be subject to the review detailed in Regulation Section 1859.81(e). Regulation Section 1859.81(f) shall become inoperative July 1, 2011.

(g) A project added to an unfunded list on or after July 1, 2011 will be subject to the review detailed in section (e)(3). For projects added to an unfunded list between February 25, 2009 and June 30, 2011, only the district's financial records on or after July 1, 2011 will be considered in calculating any adjustment to the district's matching share.

(h) On or after September 22, 2017, a district may submit a request for funding in advance of obtaining a determination of Financial Hardship.

(1) To be considered for Financial Hardship, the district must check the box on the Form SAB 50-04 requesting Financial Hardship pursuant to this subsection when submitting a request for funding.

(2) Prior to processing an application OPSC will notify the district in writing to submit the necessary documentation for a Financial Hardship analysis pursuant to (a), (b), (c) and (d). OPSC will not accept any documents for a Financial Hardship analysis in advance of the notification. Failure to submit the requested documentation within 60 calendar days of OPSC's notification will result in either a. or b.:

a. District may amend their Form SAB 50-04 to exclude the request for Financial Hardship determination.

b. OPSC will return the request for funding and related materials to the district.

(3) Upon notification of Financial Hardship approval, any Form SAB 50-04 processed within 180 calendar days of the approval date will be included in the approval.

(4) For any Form SAB 50-04 processed more than 180 calendar days after the date of the Financial Hardship approval the district shall re-qualify for Financial Hardship status.

Note: Authority cited: Sections 17070.35, 17075.15, 17078.72 and 17592.73, Education Code.

Reference: Sections 17071.75, 17075.10, 17075.15, and 17079.20, Education Code.